




PARTS MANUAL

P6.8-3

For Models: M150A13 & M150C13



www.northern-lights.com



— CALIFORNIA —
Proposition 65 Warning:

Breathing Diesel engine exhaust and some of its constituents are known to the State of California to cause cancer, birth defects, and other reproductive harm.

- * Always start and operate the engine in a well-ventilated area.
- * If in an enclosed area, vent the exhaust to the outside.
- * Do not modify or tamper with the exhaust system.
- * Do not idle the engine except as necessary.

For more information, go to www.P65warnings.ca.gov/diesel.

Northern Lights
4420 14th Avenue NW
Seattle, WA 98107
Tel: (206) 789-3880
Fax: (206) 782-5455

Copyright ©2018 Northern Lights, Inc.
All rights reserved. Northern Lights™, and
the Northern Lights logo are trademarks of
Northern Lights, Inc.

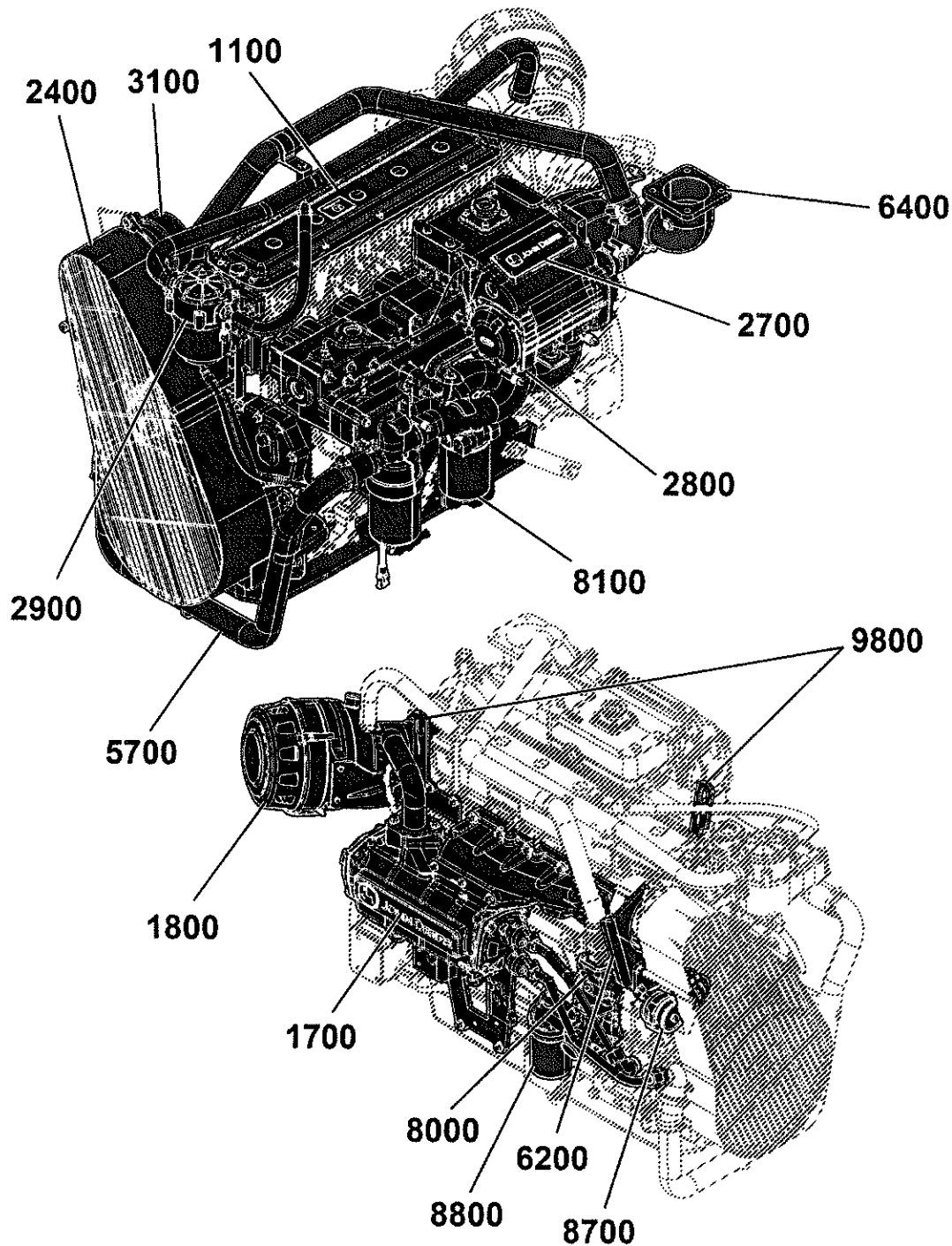
Printed in U.S.A.
PART NO.: P6.8-3 5/17



Primary Pictorial Index
 Index d'illustrations principal
 Hauptbildindex
 Índice principal ilustrato
 Índice primario de ilustraciones
 Huvudbildregister

RGP20353 A.1

2400-	115
3100-	159
1100-	49
2700-	123
2800-	135
6400-	259
8100-	293
5700-	237
2900-	141
9800-	351
8700-	309
6200-	247
8800-	313
8000-	289
1700-	95
1800-	101

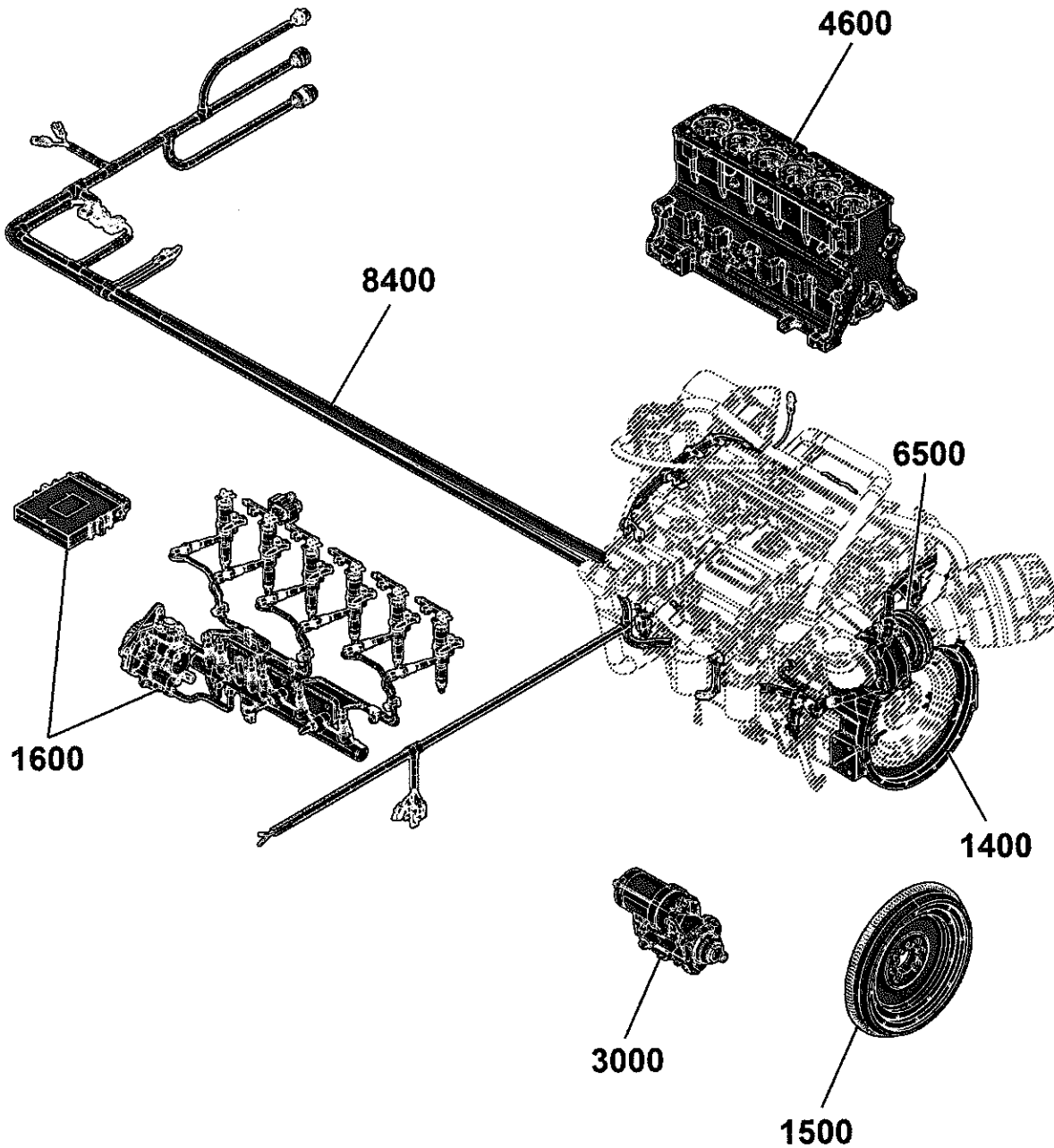


RGP20353

Primary Pictorial Index
 Index d'illustrations principal
 Hauptbildindex
 Índice principal ilustrato
 Índice primario de ilustraciones
 Huvudbildregister

RGP20340 A.1

8400-	303
4600-	203
6500-	267
1600-	91
3000-	149
1400-	71
1500-	85

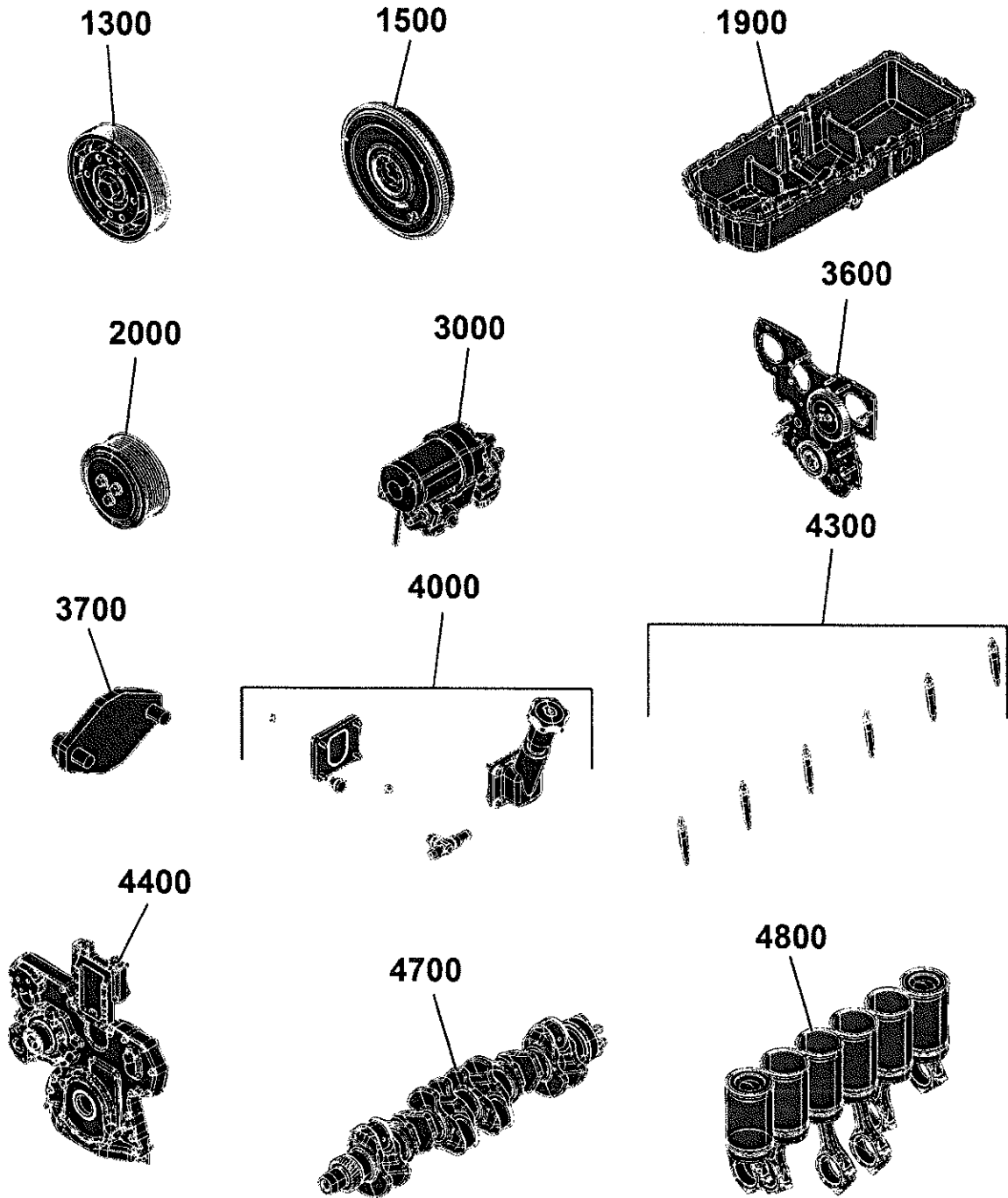


RGP20340

Primary Pictorial Index
Index d'illustrations principal
Hauptbildindex
Indice principale illustrato
Índice primario de ilustraciones
Huvudbildregister

RGP20341 A.1

1300-	67
1500-	85
1900-	107
2000-	111
3000-	149
3600-	179
3700-	183
4000-	187
4300-	193
4400-	199
4700-	207
4800-	211

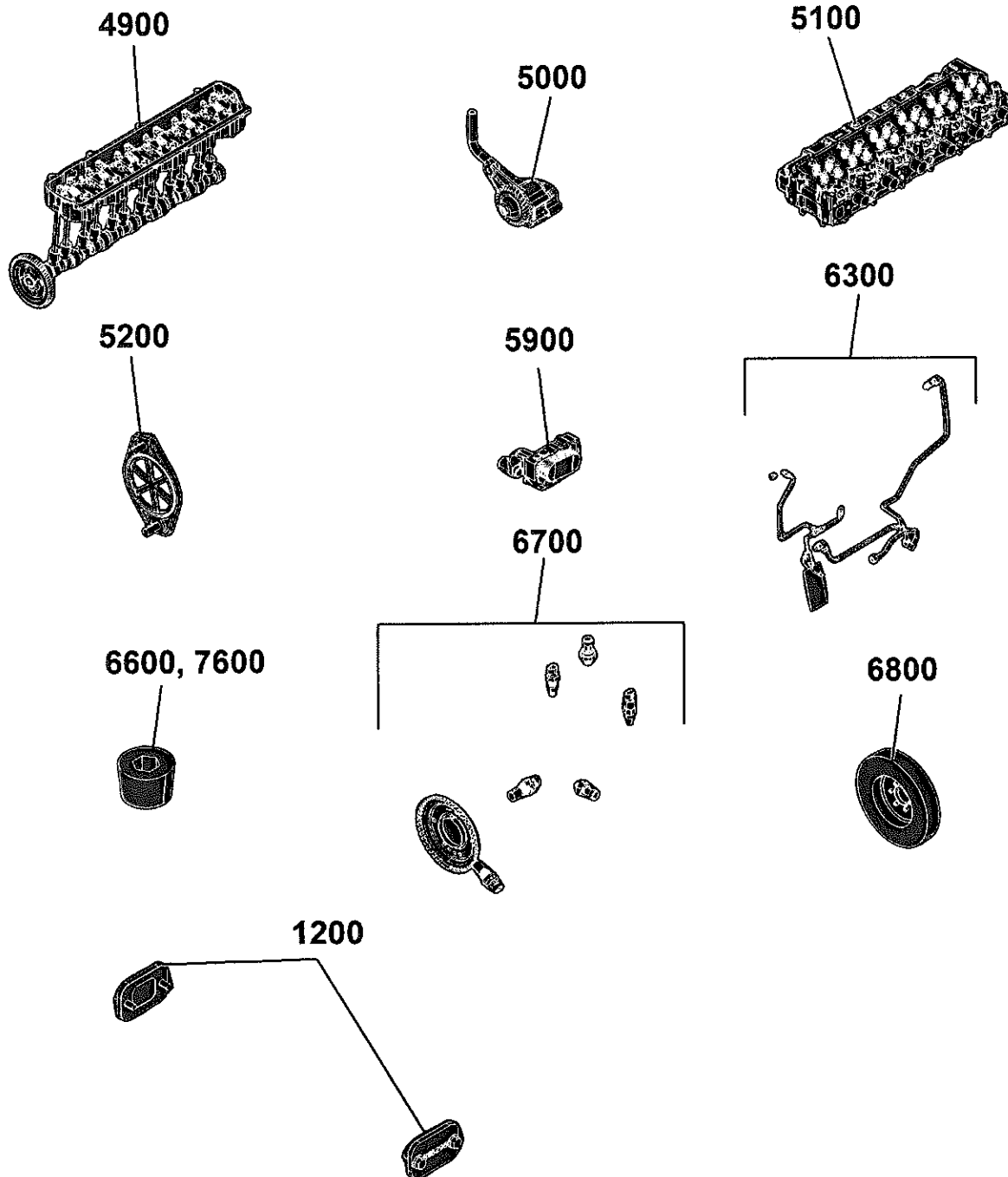


RGP20341

Primary Pictorial Index
 Index d'illustrations principal
 Hauptbildindex
 Índice principal ilustrato
 Índice primario de ilustraciones
 Huvudbildregister

RGP20342 A.1

4900-	215
5000-	221
5100-	225
5200-	229
5900-	243
6300-	253
6600-	273
7600-	287
6700-	277
6800-	281
1200-	63
9100-	319
9700-	327
9900-	355



RGP20342

To The Customer

The part numbers in this Parts Catalog were correct at the time of publication. Per John Deere policy, we continuously improve our products. Therefore, when ordering parts verify the part numbers with your dealer.

SI Units of Measure

Metric dimensions are provided as applicable throughout this parts catalog.

Bolt and Cap Screw Strength Identification

Bolts and cap screws required to have high-strength qualities equivalent to metric property class 10.9 (SAE grade 8) or higher are identified throughout this catalog by the description 10.9, 12.9 or 14.9. All standard bolts and cap screws are metric property class 8.8 (SAE grade 5) or lower.

Serial Number Listing Information

Serial number information is listed to show on which machines each part can be used; for example:

- The part can be used on all products.
- 000000 – The part can be used on products beginning with the serial number listed.
- 000000 The part can be used on products up to and including the serial number listed.
- 000000 – 000000 The part can be used on products between and including the serial number listed.

When XXXXXX's are listed in place of a serial number, a serial number change was made, but the exact serial number was not available at the time of publication.

Illustrations

Illustrations in this catalog are only intended as a reference for dealers and customers. These illustrations do not necessarily represent the exact view of the parts.

Box-Enclosed Illustrations

Box-enclosed keyed parts in the illustration are available as a service assembly or an attachment. These parts may also include parts not available for service. The illustrations may not show all individual parts of an attachment. A box not keyed includes non-current parts.

Orientation of Engine

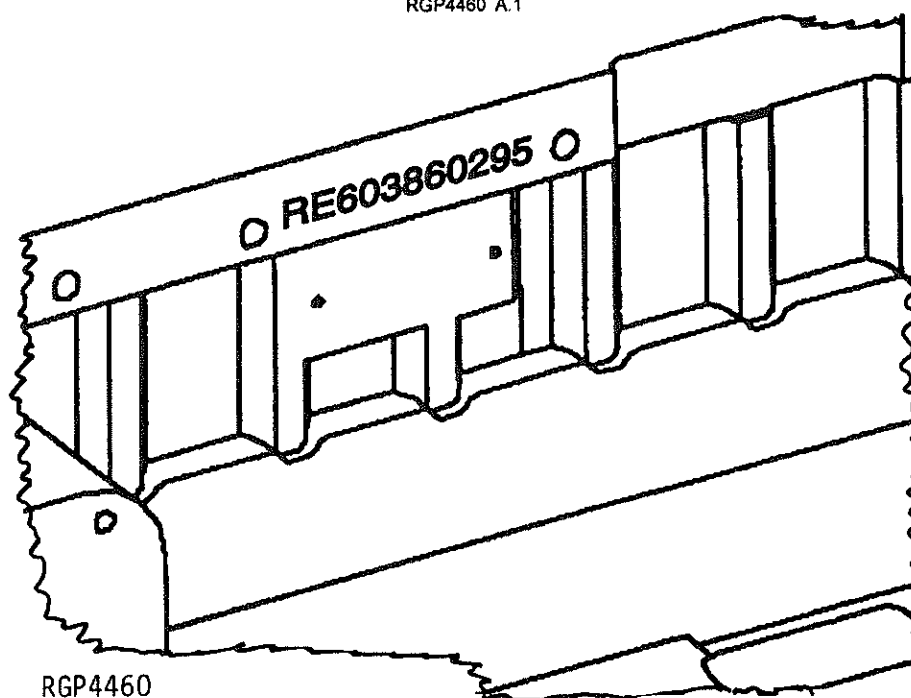
Right Hand (RH) and Left Hand (LH) sides are determined by standing at flywheel and facing the engine.

John Deere Remanufactured Components

The REMAN parts listed in this catalog are intended for the repair or replacement of failed or worn original equipment components. John Deere Reman components are manufactured to stringent John Deere standards and produced to original John Deere specifications that incorporates the latest design and performance improvement updates.

Short Block Serial Number Identification

RGP4460 A.1



Serial number stamped into casting of block near previous serial number plate.

- | | |
|------------|---------------------|
| 1. RE60386 | Service Part Number |
| 2. 02 | Month Assembled |
| 3. 95 | Year Assembled |


Trademarks

Throughout this parts catalog, you may find the following Deere and Company trademarks:

Best Bid™	CounterParts™	DEERE™ (Deere™)
Dura-Trax™	Fanggs™	Guardian™
HTH™	Jagz™	JDLink™
MARKS™	MIC™ [Machine Information Center]	MTH™
Power Curve™	Powerllei™	PowerShift Plus™
Powerwize™	POWR SAVR™	PowrShift™
ProPath™	Quad-Cool™	Quik-Tatch™
SC-2™	Side-Tracker™	Stinger™
StructureALL™	Swamper™	TMC™ [Total Machine Control]
ValueSelect™	Waratah™	Worksite Pro™
FlexBox™	Funk™	iTorque™
Phoenix™	Phoenix International™	PowerTech™
PowerTech™ E	PowerTech™ M	PowerTech™ Plus
Precision Joint™	SHIFT-O-MATIC™	SWEDA™ (Super Wide Extreme Dual Axle)
TeamMate™	TeamMate™II	TeamMate™ IV
TMII™	TMIII™	

Engine Serial Number Plate — 4045 & 6068

RGP11355 A.1



RGP11355

Engine Serial Number is Defined by 13 Characters	
First Line	Designates
1 — Two letters for engine factory designation	PE: Torreon, Mexico, CD: Saran, France, JX: Rosario, Argentina, UG: Teda, China
2 — One digit for number of cylinders.	4 Cylinder, 6 Cylinder
3 — Three digits for displacement in liters	045: 4.5 Liter, 068: 6.8 Liter
4 — One letter for emission level	B= Non-Certified C= Tier 1/Stage I emission level G= Tier 2/Stage II emission level L= Tier 3/Stage IIIA emission level R= Interim Tier 4/Stage IIIB emission level U or V= Final Tier 4/Stage IV emission level
5 — Six digits	123456= Engine build sequence number. Sequence numbers start at 000001
Engine Type is Defined by 9 Alpha-Numerical Characters	
6 — Four digits	Same as items 2 and 3 above
7 — One letter for aspiration type	A= Turbocharged with air-to-water after-cooler D= Naturally Aspirated T= Turbocharged H= Turbocharged with air-to-air after cooler S= Turbocharged with air-to-sea water after-cooler
8 — One or two letters for OEM application	F: OEM, FM: Marine, FH: HazLoc, FN: Compressed Natural Gas
8 — One or two letters for John Deere Vehicle application	DW, KV: Construction, RW, LV, L, BM: Tractor, TJ: Forestry, H, Z, CQ : Combine, N: Picker/Sprayer, E: Windrower
9 — Two or three digits for version	485
10 — Two Letter and 5 or 6 digit for engine Part number	DD12345 (Saran Only Engines)


Remarks and Abbreviations

The following remarks and abbreviations may appear throughout this parts catalog. Refer to the following table for translations.

Phrase	Meaning	Phrase	Meaning
ALSO ORDER, ORD W/	Also Order	MFWD	Mechanical Front Wheel Drive
AMP	Ampere	NA, NOT USED THIS APPL	Not used in this application
APPL, APPL ONLY	This application only	NLA	No longer available
AR	As required	NSEP	Not available separately
ASSY	Complete assembly	OD	Outside diameter
CCW	Counter-clockwise	OPTIONAL	Optional
COMPLETE	Complete	OR	Or
COMPLETE GOODS	Complete goods	ORD, ORDER	Order
CONVENIENCE ASSY, CA	Convenience assembly	OS	Oversize
CTL, CUT TO LENGTH	Cut to length	PKG, PACKG	Package, Packet of
CW	Clockwise	REAR	Rear
ENGINE	Engine	REMAN	Remanufactured
FOR	For	REPL	Replaces
FRONT	Front	RH	Right-hand
GAS	Gasoline	SN	Serial number
ID	Inside diameter	STD	Standard
INCH	Inch	SUB	Replaced by
INCL, INCLUDES	Includes...	SUB COMPONENTS	Substitute components (of the kit or assy)
INNER	Inner	SUB FOR	Substitutes for
KIT	Kit	TEETH, Z	Number of gear teeth
LGTH	Length	TK	Thickness
LH	Left-hand	UP, UPPER	Upper
LOW, LOWER	Lower	US	Undersize
MAKE FROM, MF	Make from	USE UNTIL EXHAUSTED	Use until exhausted
MARKED	Marked	WHOLE GOODS	Whole Goods
USE WITH	Use with	W/O	Without
INCL KEYS	Includes keys...	W/	With
BULK	Bulk	CONTAINS	Contains
CONSISTS OF	Consists of	CUT FROM	Cut from
ESN	Engine Serial Number	MATCHED SET	Matched Set
OUTER	Outer	PTO	Power Take Off
SUB THIS APPLICATION	Sub this application	SUB FOR THIS APPLICATION	Sub for this application
T.A., THIS APPLICATION	This application	VSN	Vehicle Serial Number

Engine Option Code Label


CDP47476 A.1



In addition to the serial number plate, OEM engines have an engine option code label affixed to the rocker arm cover. These codes indicate which of the options were installed on your engine at the factory. When in need of parts or service, furnish your authorized servicing dealer or engine distributor with these numbers. The first two digits of each code identify a specific group, such as an alternator. The two last digits of each code identify one specific option provided on your engine, such as a 12 volts, 55 amperes alternator. If an engine is ordered without a particular component, the last two digits of that functional group option code will be 9.

Engine Option Code Label

CDP47476 A.1



In addition to the serial number plate, OEM engines have an engine option code label affixed to the rocker arm cover. These codes indicate which of the options were installed on your engine at the factory. When in need of parts or service, furnish your authorized servicing dealer or engine distributor with these numbers. The first two digits of each code identify a specific group, such as an alternator. The two last digits of each code identify one specific option provided on your engine, such as a 12 volts, 55 amperes alternator. If an engine is ordered without a particular component, the last two digits of that functional group option code will be 9.

Au client

Les numéros de référence dans ce catalogue de pièces étaient corrects au moment de la publication. Chez John Deere, notre politique est celle d'une amélioration continue des produits que nous fabriquons. Lors de la commande de pièces, il est donc recommandé de vérifier les numéros de référence auprès du concessionnaire.

Unités de mesure SI

Les dimensions sont données en unités métriques, le cas échéant, dans ce catalogue pièces.

Identification de la résistance des boulons

Les boulons devant présenter des caractéristiques de haute résistance de qualité au moins équivalente à la classe de propriété métrique 10.9 (catégorie SAE 8) sont identifiés tout au long de ce catalogue par la description 10.9, 12.9 ou 14.9. Tous les boulons standard sont de classe de propriété métrique 8.8 (catégorie SAE 5) ou inférieure.

Informations concernant la liste des numéros de série

Le numéro de série est donné dans la liste pour indiquer sur quelles machines chaque pièce peut être utilisée.

- La pièce peut être utilisée sur tous les produits.
- 000000 - La pièce peut être utilisée sur tous les produits à partir du numéro de série indiqué.
- 000000 La pièce peut être utilisée sur tous les produits jusqu'au numéro de série indiqué inclus.
- 000000 - 000000 La pièce peut être utilisée sur tous les produits entre les numéros de série indiqués inclus.

Le XXXXXX à la place du numéro de série signale que celui-ci a été modifié mais que le nouveau numéro de série n'était pas encore disponible au moment de la publication du catalogue.

Illustrations

Les illustrations de ce catalogue ne sont fournies qu'à titre de référence pour les concessionnaires et les clients. Ces illustrations ne sont pas forcément une reproduction exacte de la vue des pièces.

Illustrations encadrées

Les pièces indiquées avec un numéro de légende dans l'encadré sont disponibles en tant qu'ensemble de rechange ou accessoire. Ces pièces peuvent aussi comporter des pièces non réparables/remplaçables. Il se peut que toutes les pièces d'un accessoire ne figurent pas dans une illustration. Un encadré sans légende contient des pièces périmées.

Orientation du moteur

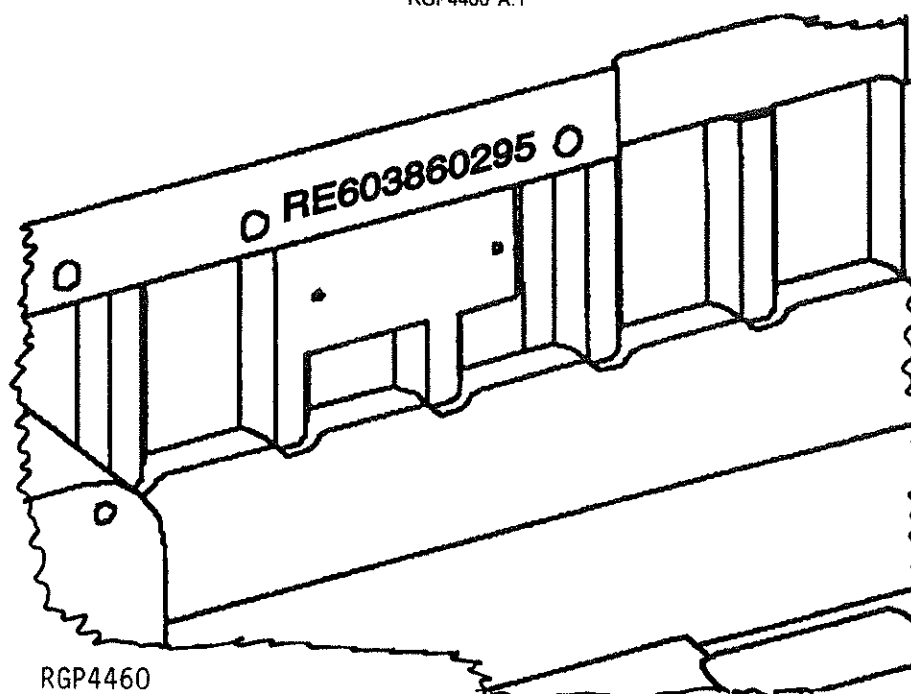
Les côtés droit et gauche sont déterminés en se mettant devant le volant-moteur et en faisant face au moteur.

Composants réusinés John Deere

Les pièces de REMAN répertoriées dans ce catalogue sont destinées à la réparation ou au remplacement de composants d'équipement d'origine qui sont cassés ou usés. Les composants John Deere Reman sont fabriqués selon les normes strictes de John Deere et de manière à être conformes aux spécifications d'origine John Deere comprenant les dernières améliorations apportées à la conception et en termes de rendement.

Identification du numéro de série du bloc avec équipage mobile

RGP4460 A.1



Numéro de série gravé sur le moulage du bloc, près de l'ancienne plaque signalétique

- | | |
|------------|-----------------------------|
| 1. RE60386 | Numéro de pièce de rechange |
| 2. 02 | Mois d'assemblage |
| 3. 95 | Année d'assemblage |


Marques commerciales

Les marques commerciales Deere and Company suivantes peuvent figurer dans ce catalogue de pièces:

Best Bid™	CounterParts™	DEERE™ (Deere™)
Dura-Trax™	Fanggs™	Guardian™
HTH™	Jagz™	JDLink™
MARKS™	MIC™ [Machine Information Center]	MTH™
Power Curve™	Powerllel™	PowerShift Plus™
Powerwize™	POWR SAVR™	PowrShift™
ProPath™	Quad-Cool™	Quik-Tatch™
SC-2™	Side-Tracker™	Stinger™
StructureALL™	Swamper™	TMC™ [Total Machine Control]
ValueSelect™	Waratah™	Worksite Pro™
FlexBox™	Funk™	iTorque™
Phoenix™	Phoenix International™	PowerTech™
PowerTech™ E	PowerTech™ M	PowerTech™ Plus
Precision Joint™	SHIFT-O-MATIC™	SWEDA™ (Super Wide Extreme Dual Axle)
TeamMate™	TeamMate™II	TeamMate™ IV
TMII™	TMIII™	

Plaque constructeur du moteur — 4045 et 6068

RGP11355 A.1



RGP11355

Le numéro de série du moteur se compose de 13 caractères

Première ligne	Indique
1 — deux lettres désignant l'usine du moteur	PE: Torreón (Mexique), CD: Saran (France), JX: Rosario, Argentine, UG: Teda, Chine
2 — chiffre indiquant le nombre de vérins.	4 vérins, 6 vérins
3 — trois chiffres indiquant la cylindrée en litres	045: 4,5 litres, 068: 6,8 litres
4 — une lettre indiquant le niveau d'émissions	B= non certifié C= niveau d'émission Tier 1/Phase I G= niveau d'émission Tier 2/Phase II L= niveau d'émission Tier 3/Phase IIIA R= niveau d'émission Tier 4 Interim/Phase IIIB U ou V= niveau d'émission Tier 4 Final/Phase IV
5 — six chiffres	123456 = numéro de séquence de la version du moteur. Les numéros de séquence commencent à 000001

Le type de moteur se compose de 9 caractères alphanumériques

6 — quatre chiffres	Identique aux éléments 2 et 3 ci-dessus
7 — une lettre indiquant le type d'aspiration	A= à turbocompresseur avec refroidisseur air-eau D= à aspiration naturelle T= à turbocompresseur H= à turbocompresseur avec refroidisseur air-air S= à turbocompresseur avec refroidisseur air-eau de mer
8 — une ou deux lettres indiquant l'application OEM	F: Fabricant d'équipement d'origine, FM: Marin, FH: HazLoc, FN: Gaz naturel comprimé
8 — une ou deux lettres indiquant l'application Véhicule John Deere	DW, KV: BTP, RW, LV, L, BM: Tracteur, TJ: Forestière, H, Z, CQ: Moissonneuse-batteuse, N: Extracteur-pulvérisateur, E: Faucheuse-andaineuse
9 — deux ou trois chiffres indiquant la version	485
10 — deux lettres et 5 ou 6 chiffres indiquant le numéro de pièce de moteur	DD12345 (moteurs Saran uniquement)


Remarques et abréviations

Les remarques et les abréviations qui suivent peuvent figurer dans ce catalogue de pièces. Consulter le tableau suivant pour leurs explications.

Expression	Signification	Expression	Signification
ALSO ORDER, ORD W/	À commander également	MFWD	Pont avant mécanique
AMP	Ampère	NA, NOT USED THIS APPL	Non utilisé pour cette application
APPL, APPL ONLY	Cette application uniquement	NLA	Plus disponible
AR	Selon le besoin	NSEP	Non disponible(s) séparément
ASSY	Ensemble complet	OD	Diamètre extérieur
CCW	Vers la gauche	OPTIONAL	En option
COMPLETE	Complet	OR	Ou
COMPLETE GOODS	Marchandises complètes	ORD, ORDER	Commander
CONVENIENCE ASSY, CA	Ensemble utilitaire	OS	Cote supérieure
CTL, CUT TO LENGTH	Couper à la longueur voulue	PKG, PACKG	Ensemble, paquet de
CW	Sens horaire	REAR	Arrière
ENGINE	Moteur	REMAN	Pièce réusinée
FOR	Pour	REPL	Remplace
FRONT	Avant	RH	De droite
GAS	Essence	SN	Numéro de série
ID	Diamètre intérieur	STD	Standard
INCH	Pouce	SUB	Remplacé par
INCL, INCLUDES	Comprend...	SUB COMPONENTS	Substituer les composants (du kit ou de l'ensemble)
INNER	Intérieur	SUB FOR	Remplace
KIT	Kit	TEETH, Z	Nombre de dents d'engrenage
LGTH	Longueur	TK	Épaisseur
LH	De gauche	UP, UPPER	Supérieur
LOW, LOWER	Inférieur	US	À cote inférieure
MAKE FROM, MF	À confectionner à partir de	USE UNTIL EXHAUSTED	Utiliser jusqu'à épuisement
MARKED	Marqué	WHOLE GOODS	Marchandises complètes
USE WITH	À utiliser avec	W/O	Sans
INCL KEYS	Clés comprises...	W/	Avec
BULK	En vrac	CONTAINS	Contient
CONSISTS OF	Comprend	CUT FROM	À découper dans
ESN	Numéro de série du moteur	MATCHED SET	Jeu apparié
OUTER	Extérieur	PTO	Prise de force
SUB THIS APPLICATION	Substituer cette application	SUB FOR THIS APPLICATION	Substitution utilisée dans cette application
T.A., THIS APPLICATION	Cette application	VSN	Numéro de série du véhicule

Étiquette de codes d'options du moteur


CDP47476 A.1



Outre la plaque constructeur, les moteurs OEM comportent une étiquette de codes d'options apposée sur le cache-culbuteurs. Ces codes indiquent les options montées en usine sur le moteur. Lors de commandes de pièces de rechange ou d'opérations d'entretien, transmettre ces numéros au concessionnaire autorisé ou au vendeur du moteur. Les deux premiers caractères de chaque code identifient un groupe spécifique, tel qu'un alternateur. Les deux derniers caractères de chaque code identifient une option particulière montée sur ce moteur, telle qu'un alternateur de 12 V et 55 A. Si un moteur est commandé sans un composant particulier, les deux derniers chiffres de ce code d'option de groupe fonctionnel seront 9.

Étiquette de codes d'options du moteur

CDP47476 A.1



Outre la plaque constructeur, les moteurs OEM comportent une étiquette de codes d'options apposée sur le cache-culbuteurs. Ces codes indiquent les options montées en usine sur le moteur. Lors de commandes de pièces de rechange ou d'opérations d'entretien, transmettre ces numéros au concessionnaire autorisé ou au vendeur du moteur. Les deux premiers caractères de chaque code identifient un groupe spécifique, tel qu'un alternateur. Les deux derniers caractères de chaque code identifient une option particulière montée sur ce moteur, telle qu'un alternateur de 12 V et 55 A. Si un moteur est commandé sans un composant particulier, les deux derniers chiffres de ce code d'option de groupe fonctionnel seront 9.

An den Kunden

Die Teilenummern in diesem Teilekatalog waren zum Zeitpunkt der Veröffentlichung richtig. Gemäß der Richtlinie von John Deere verbessern wir ständig unsere Produkte. Bei der Bestellung von Teilen die Teilenummern durch den Händler bestätigen lassen.

SI-Maßeinheiten

In diesem Ersatzteilkatalog werden, soweit zutreffend, metrische Abmessungen angegeben.

Festigkeitskennzeichnung von Bolzen und Sechskantschrauben

Bolzen und Sechskantschrauben, die über hochfeste Eigenschaften der metrischen Güteklasse 10.9 (SAE-Güteklasse 8) oder einer höheren Güteklasse verfügen müssen, werden in diesem Katalog durch die Bezeichnung 10.9, 12.9 oder 14.9 angegeben. Alle standardmäßigen Bolzen und Sechskantschrauben entsprechen der metrischen Güteklasse 8.8 (SAE-Güteklasse 5) oder einer niedrigeren Güteklasse.

Aufgeführte Seriennummerninformationen

Die Seriennummerninformationen werden aufgeführt, um anzugeben, an welchen Maschinen jedes Teil verwendet werden kann. Beispiel:

- Das Teil kann an allen Produkten verwendet werden.
- 000000 – Das Teil kann an Produkten verwendet werden, die mit der aufgeführten Seriennummer beginnen.
- 000000 Das Teil kann an Produkten bis zu und einschließlich der aufgeführten Seriennummer verwendet werden.
- 000000 – 000000 Das Teil kann an Produkten zwischen und einschließlich der aufgeführten Seriennummern verwendet werden.

Wenn XXXXXX anstelle einer Seriennummer angegeben wird, wurde eine Seriennummernänderung durchgeführt, aber die genaue Seriennummer war zum Zeitpunkt der Veröffentlichung nicht verfügbar.

Abbildungen

Die Abbildungen in diesem Katalog dienen nur als Referenz für Händler und Kunden. Diese Abbildungen sind nicht unbedingt eine genaue Darstellung der Teile.

Abbildungen mit umrandeten Teilen

Mit einer Umrandung versehene Teile sind als Wartungsbaugruppe oder Zubehör erhältlich und in der Abbildung mit einer Nummer gekennzeichnet. Diese Teile können außerdem Teile enthalten, die nicht gewartet werden können. Die Abbildungen zeigen möglicherweise nicht alle Einzelteile eines Zubehörs. Umrandete Teile ohne Nummern sind alte Teile.

Ausrichtung des Motors

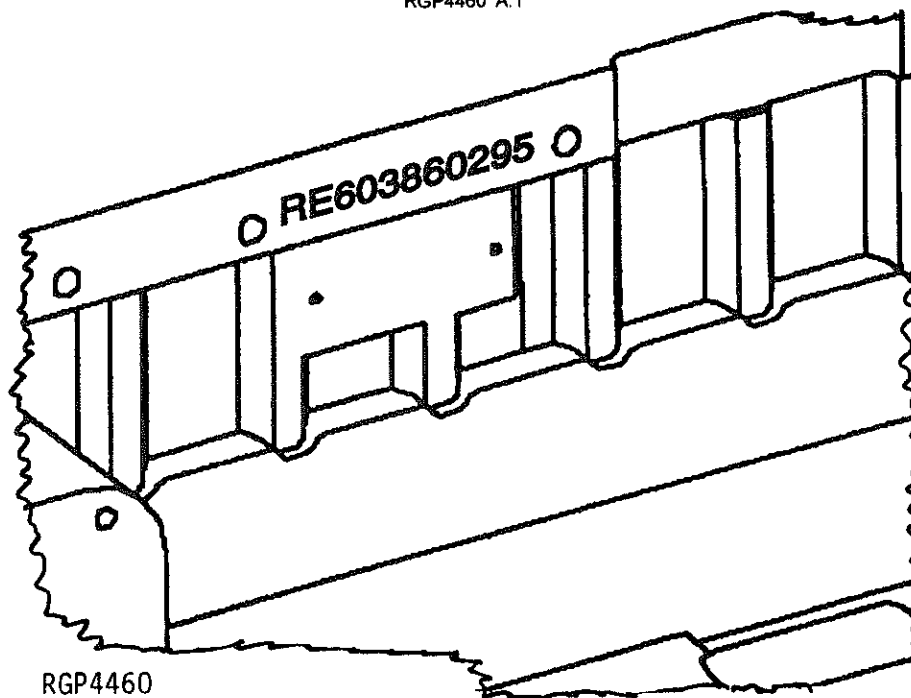
Die Angaben "Rechts" und "Links" beziehen sich auf die Ansicht des Motors von der Schwungradseite aus.

John Deere-Austauschteile

Die in diesem Katalog aufgeführten Austauschteile (REMAN) sind zur Reparatur bzw. zum Ersetzen von defekten oder abgenutzten Originalausrüstungsteilen bestimmt. John Deere-Austauschteile entsprechen den strengen John Deere-Normen und werden gemäß den ursprünglichen John Deere-Spezifikationen, die die neuesten Konstruktions- und Leistungsverbesserungen umfassen, gefertigt.

Rumpfmotor-Seriennummernkennung

RGP4460 A.1



Seriennummer ist in Gussteil des Blocks in der Nähe des vorherigen Seriennummernschilds eingestanz.

- | | |
|------------|------------------|
| 1. RE60386 | Ersatzteilnummer |
| 2. 02 | Montagemonat |
| 3. 95 | Montagejahr |


Handelsbezeichnungen

In diesem Teilekatalog können die folgenden Handelsbezeichnungen von Deere and Company auftreten:

SERVICEGARD™	Funk™	DEERE™ (Deere™)
Phoenix™	Phoenix International™	PowerTech™
PowerTech™ E	PowerTech™ M	PowerTech™ Plus
Precision Joint™	SHIFT-O-MATIC™	SWEDA™ (Super Wide Extreme Dual Axle)
TeamMate™	TeamMate™II	TeamMate™ IV
TMII™	TMIII™	John Deere Reman™

Motorseriennummernschild – 4045 und 6068

RGP11355 A.1



RGP11355

Motorseriennummer besteht aus 13 Zeichen	
Erste Zeile	Bezeichnet
1 – Zwei Buchstaben zur Bezeichnung des Motorwerks	PE: Torreon, Mexiko, CD: Saran, Frankreich, JX: Rosario, Argentinien, UG: Teda, China
2 – Eine Ziffer für die Zylinderzahl.	4 Zylinder, 6 Zylinder
3 – Drei Ziffern für Hubraum in Litern	045: 4,5 Liter, 068: 6,8 Liter
4 – Ein Buchstabe für Emissionsstufe	B = Nicht zertifiziert C= Emissionsstufe Tier1/Stufe I G= Emissionsstufe Tier 2/Stufe II L= Emissionsstufe Tier 3/Stufe IIIA R= Emissionsstufe Interim Tier 4/Stufe IIIB U oder V= Emissionsstufe Final Tier 4/Stufe IV
5 – Sechs Ziffern	123456= Baufolgenummer des Motors. Folgenummern starten bei 000001
Motortyp wird durch 9 alphanumerische Zeichen angegeben	
6 – Vier Ziffern	Wie Punkt 2 und 3 weiter oben
7 – Ein Buchstabe für Ansaugart	A = Turbolader mit Ladeluftkühler (Luft zu Wasser) D = Saugmotor T = Turbolader H = Turbolader mit Ladeluftkühler (Luft zu Luft) S = Turbolader mit Ladeluftkühler (Luft zu Seewasser)
8 – Ein oder zwei Buchstaben für OEM-Anwendung	F: OEM, FM: Schiffsmotor, FH: HazLoc, FN: Erdgasmotor
8 – Ein oder zwei Buchstaben für John-Deere-Fahrzeuganwendung	DW, KV: Baumaschine, RW, LV, L, BM: Traktor, TJ: Forstmaschine, H, Z, CQ : Mähdrescher, N: Pflücker/Feldspritze, E: Schwadmäher
9 – Zwei oder drei Ziffern für Ausführung	485
10 – Zwei Buchstaben und 5 oder 6 Ziffern für Motorteilenummer	DD12345 (nur Saran-Motoren)


Bemerkungen und Abkürzungen

Die folgenden Bemerkungen und Abkürzungen können in diesem Ersatzteilkatalog erscheinen. Die Übersetzungen sind der folgenden Tabelle zu entnehmen.

Ausdruck	Bedeutung	Ausdruck	Bedeutung
ALSO ORDER, ORD W/	Ebenfalls bestellen	MFWD	Allradantrieb
AMP	Ampere	NA, NOT USED THIS APPL	Nicht für diese Anwendung verwendet
APPL, APPL ONLY	Nur für diese Anwendung	NLA	Nicht mehr erhältlich
AR	Nach Bedarf	NSEP	Nicht einzeln lieferbar
ASSY	Komplette Baugruppe	OD	Außendurchmesser
CCW	Gegen den Uhrzeigersinn	OPTIONAL	Optional
COMPLETE	Komplett	ODER	Oder
COMPLETE GOODS	Maschinenversand	ORD, ORDER	Bestellung
CONVENIENCE ASSY, CA	Komfort-Zusammenbau	OS	Übermaß
CTL, CUT TO LENGTH	Zuschneiden	PKG, PACKG	Verpackung, verpackt mit
CW	im Uhrzeigersinn	REAR	Hinten
ENGINE	Motor	REMAN	Austauschteil
FOR	Für	REPL	Ersetzt
FRONT	Vorne	RH	Rechts
GAS	Kraftstoff	SN	Seriennummern
ID	Innendurchmesser	STD	Standard
INCH	in	SUB	Ersetzt durch
INCL, INCLUDES	Enthält...	SUB COMPONENTS	Komponenten ersetzen (des Satzes oder der Baugruppe)
INNER	Innen	SUB FOR	Ersatz für
KIT	Satz	TEETH, Z	Anzahl der Zahnradzähne
LGTH	Länge	TK	Dicke
LH	Links	UP, UPPER	Oben
LOW, LOWER	Senken	US	Untergröße
MAKE FROM, MF	Herstellen von	USE UNTIL EXHAUSTED	Verwenden, bis aufgebraucht
MARKED	Gekennzeichnet	WHOLE GOODS	Fabrikbestellung
USE WITH	Verwenden mit	W/O	Ohne
INCL KEYS	Einschließlich Leg.nr...	W/	Mit
BULK	Meterware	CONTAINS	Enthält
CONSISTS OF	Besteht aus	CUT FROM	Zuschneiden von
ESN	Motorseriennummer	MATCHED SET	Passender Satz
OUTER	Außen	PTO	Zapfwelle
SUB THIS APPLICATION	Diese Ausführung ersetzen	SUB FOR THIS APPLICATION	Für diese Ausführung ersetzen
T.A., THIS APPLICATION	Diese Ausführung	VSN	Fahrzeugseriennummer

Aufkleber mit Codes für Motorzusatz-ausrüstung


CDP47476 A.1



Zusätzlich zum Seriennummernschild verfügen OEM-Motoren über einen Aufkleber mit Codes für Motorzusatz-ausrüstung, der an der Zylinderkopfhaube angebracht ist. Diese Codes bezeichnen die Zusatz-ausrüstung, mit der der Motor ab Werk ausgestattet wurde. Wenn Ersatzteile benötigt oder Wartungsarbeiten ausgeführt werden sollen, dann müssen diese Zahlen dem Händler oder dem Motorvertriebs-händler mitgeteilt werden. Die ersten zwei Zahlen des Codes bezeichnen eine spezifische Gruppe wie z. B. einen Drehstromgenerator. Die letzten beiden Stellen des Codes bezeichnen eine spezifische Ausrüstung an dem Motor wie z.B. einen 12-V-, 55-A-Drehstromgenerator. Wenn ein Motor ohne eine bestimmte Komponente bestellt wird, sind die letzten zwei Stellen dieses Gruppencodes 9.

Aufkleber mit Codes für Motorzusatz-ausrüstung

CDP47476 A.1



Zusätzlich zum Seriennummernschild verfügen OEM-Motoren über einen Aufkleber mit Codes für Motorzusatz-ausrüstung, der an der Zylinderkopfhaube angebracht ist. Diese Codes bezeichnen die Zusatz-ausrüstung, mit der der Motor ab Werk ausgestattet wurde. Wenn Ersatzteile benötigt oder Wartungsarbeiten ausgeführt werden sollen, dann müssen diese Zahlen dem Händler oder dem Motorvertriebs-händler mitgeteilt werden. Die ersten zwei Zahlen des Codes bezeichnen eine spezifische Gruppe wie z. B. einen Drehstromgenerator. Die letzten beiden Stellen des Codes bezeichnen eine spezifische Ausrüstung an dem Motor wie z.B. einen 12-V-, 55-A-Drehstromgenerator. Wenn ein Motor ohne eine bestimmte Komponente bestellt wird, sind die letzten zwei Stellen dieses Gruppencodes 9.

Informazioni per il cliente

I codici ricambio indicati nel presente catalogo ricambi erano corretti alla data di pubblicazione del catalogo stesso. Come da politica John Deere, continuiamo a migliorare i nostri prodotti. Pertanto, per l'ordinazione dei componenti, verificare i codici ricambio con il concessionario.

Unità di misura del sistema internazionale

In questo catalogo ricambi vengono forniti valori metrici, ove applicabili.

Identificazione della resistenza della viteria

La viteria dotata di proprietà di resistenza elevate equivalenti a 10.9 in caso di classe metrica (SAE grado 8) o valore superiore è identificata nel presente catalogo mediante l'indicazione 10.9, 12.9 o 14.9. Tutta la viteria standard è pari o inferiore a 8.8 in caso di classe metrica (SAE grado 5).

Informazioni sui numeri di matricola

Le informazioni sui numeri di matricola mostrano su quale macchina può essere usato ciascun componente; ad esempio:

- Il componente può essere usato su tutti i prodotti.
- 000000 - Il componente può essere usato sui prodotti a partire dal numero di matricola indicato.
- 000000 Il componente può essere usato sui prodotti fino al numero di matricola indicato incluso.
- 000000 - 000000 Il componente può essere usato sui prodotti compresi tra i numeri di matricola indicati ed inclusi.

Se è presente XXXXXX al posto del numero di matricola significa che è stata effettuata una modifica, ma il numero di matricola esatto non era disponibile al momento della stesura del catalogo.

Illustrazioni

Le illustrazioni presenti in questo catalogo vengono fornite esclusivamente a scopo di riferimento per rivenditori e clienti. Dette illustrazioni non rappresentano necessariamente l'aspetto effettivo dei componenti.

Illustrazioni racchiuse in un riquadro

I componenti numerati racchiusi in un riquadro nell'illustrazione sono disponibili come gruppo ricambi o attrezzo. Inoltre, tali componenti possono includere pezzi non disponibili per la manutenzione. Le illustrazioni non sempre mostrano tutti i componenti di un attrezzo. Un riquadro non numerato include componenti non attuali.

Orientamento del motore

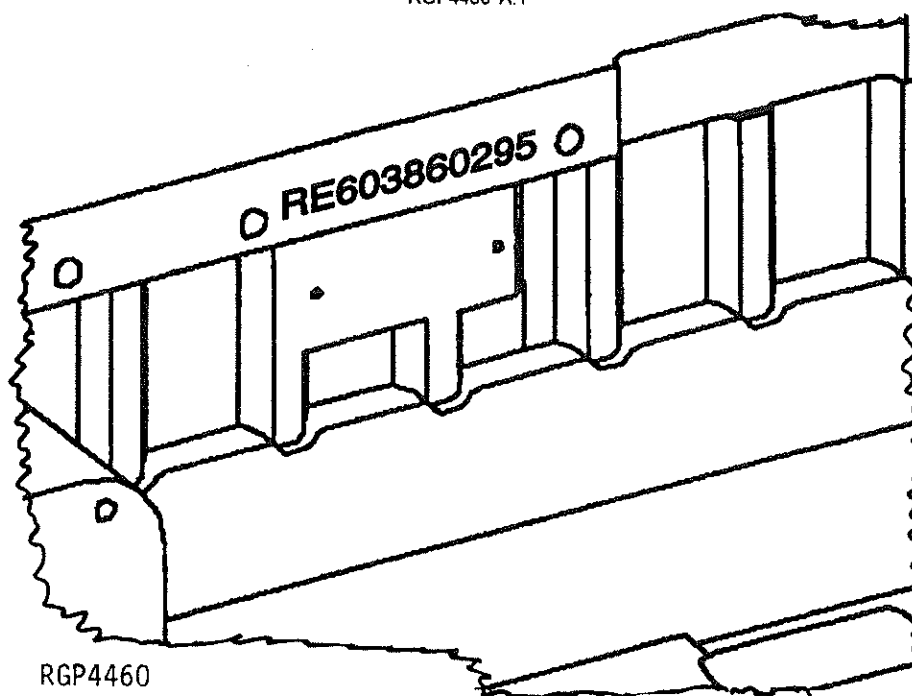
I lati destro (dx) e sinistro (sx) si intendono stando presso il volante e rivolti verso il motore.

Componenti ricondizionati John Deere

I ricambi RICONDIZ. elencati in questo catalogo sono destinati alla riparazione o sostituzione di componenti delle attrezzature originali difettosi o usurati. I componenti ricondizionati John Deere vengono fabbricati nel rispetto dei rigorosi standard John Deere e sono conformi alle specifiche originali John Deere che includono i più recenti aggiornamenti progettuali e prestazionali.

Identificazione numero di matricola monoblocco corto

RGP4460 A.1



Numero di matricola stampigliato nel pezzo fuso del monoblocco, presso l'ubicazione della precedente targhetta del numero di matricola.

1. RE60386

Codice ricambio

2. 02

Mese di montaggio

3. 95

Anno di montaggio

Marchi commerciali

In questo catalogo ricambi sono presenti i marchi commerciali Deere and Company indicati di seguito.

SERVICEGARD™

Funk™

DEERE™ (Deere™)

Phoenix™

Phoenix International™

PowerTech™

PowerTech™ E

PowerTech™ M

PowerTech™ Plus

Precision Joint™

SHIFT-O-MATIC™

SWEDA™ (Super Wide Extreme Dual Axle)

TeamMate™

TeamMate™ II

TeamMate™ IV


TMII™

TMIII™

John Deere Reman™

Targhetta numero di matricola motore — 4045 e 6068

RGP11355 A.1



RGP11355

Il numero di matricola motore è composto da 13 caratteri	
Prima riga	Significato
1 — Due lettere che indicano l'unità di produzione del motore	PE: Torreon, Messico, CD: Saran, Francia, JX: Rosario, Argentina, UG: Teda, Cina
2 — Una cifra che indica il numero di cilindri.	4 cilindri, 6 cilindri
3 — Tre cifre che indicano la cilindrata in litri	045: 4,5 litri, 068: 6,8 litri
4 — Una lettera che indica il livello di emissioni	B= non certificato C= livello emissioni Tier1/Fase I G= livello emissioni Tier 2/Fase II L= livello emissioni Tier 3/Fase IIIA R= livello emissioni Interim Tier 4/Fase IIIB U o V= livello emissioni Final Tier 4/Fase IV
5 — Sei cifre	123456= numero sequenziale di fabbricazione motore. I numeri sequenziali iniziano da 000001
Il tipo di motore è indicato da 9 caratteri alfanumerici	
6 — Quattro cifre	Vedi precedenti punti 2 e 3
7 — Una lettera che indica il tipo di aspirazione	A= con turbocompressore e postrefrigeratore aria-acqua D= aspirazione naturale T= con turbocompressore H= con turbocompressore e postrefrigeratore aria-aria S= con turbocompressore e postrefrigeratore aria-acqua di mare
8 — Una o due lettere che indicano l'applicazione OEM	F: OEM, FM: Marino, FH: HazLoc, FN: gas naturale compresso
8 — Una o due lettere che indicano l'applicazione veicoli John Deere	DW, KV: costruzione, RW, LV, L, BM: trattore, TJ: silvicoltura, H, Z, CQ: mietitrebbia, N: raccogliatrice/irroratrice, E: Falcia-andanatrice
9 — Due o tre cifre che indicano la versione	485
10 — due lettere e 5 o 6 cifre per il codice ricambio del motore	DD12345 (solo per i motori costruiti a Saran)


Note ed abbreviazioni

Le note e le abbreviazioni indicate di seguito possono essere presenti in tutto questo catalogo ricambi. Fare riferimento alla tabella riportata di seguito.

Frase	Nome per esteso	Frase	Nome per esteso
ALSO ORDER, ORD W/	Altri componenti da ordinare	MFWD	Trazione anteriore meccanica
AMP	Ampere	NA, NOT USED THIS APPL	Non utilizzato per questa applicazione
APPL, APPL ONLY	Solo questa applicazione	NLA	Non più disponibile
AR	Secondo necessità	NSEP	Non disponibile separatamente
ASSY	Gruppo completo	OD	Diametro esterno
CCW	Senso antiorario	OPTIONAL	Opzionale
COMPLETE	Completato	OR	Oppure
COMPLETE GOODS	Merci complete	ORD, ORDER	Ordine
CONVENIENCE ASSY, CA	Gruppo ausiliario	OS	Sovradimensione
CTL, CUT TO LENGTH	A misura	PKG, PACKG	Confezione, pacco da
CW	Senso orario	REAR	Lato posteriore
ENGINE	Motore	REMAN	Ricondizionato
FOR	Per	REPL	Sostituisce
FRONT	Anteriore	RH	Destra
GAS	Benzina	SN	Numero di serie
ID	Diametro interno	STD	Standard
INCH	Pollici	SUB	Sostituito da
INCL, INCLUDES	Include...	SUB COMPONENTS	Componenti sostitutivi (del kit o del gruppo)
INNER	Interno	SUB FOR	Sostituisce il
KIT	Kit	TEETH, Z	Numero di denti dell'ingranaggio
LGTH	Lunghezza	TK	Spessore
LH	Sinistra	UP, UPPER	Superiore
LOW, LOWER	Inferiore	US	Sottodimensionato
MAKE FROM, MF	Fabbricare da	USE UNTIL EXHAUSTED	Usare fino ad esaurimento
MARKED	Contrassegnato	WHOLE GOODS	Merci complete
USE WITH	Usare con	W/O	Senza
INCL KEYS	Include le chiavette...	W/	Con
BULK	Gruppo	CONTAINS	Contiene
CONSISTS OF	Costituito da	CUT FROM	Tagliato da
ESN	Numero di serie motore	MATCHED SET	Gruppo unico
OUTER	Esterno	PTO	Presa di forza
SUB THIS APPLICATION	Sostituisce questa applicazione	SUB FOR THIS APPLICATION	Da sostituire a questa applicazione
T.A., THIS APPLICATION	Questa applicazione	VSN	Numero di matricola veicolo

Etichetta codici opzioni motore


CDP47476 A.1



Oltre alla targhetta del numero di matricola, i motori OEM sono provvisti di un'etichetta dei codici delle opzioni fissata sul coperchio dei bilancieri. Questi codici indicano quali sono le opzioni installate in fabbrica sul motore in questione. In caso di richiesta di ricambi o di assistenza, indicare questi codici al concessionario autorizzato alla manutenzione o al rivenditore del motore. Le prime cifre di ogni codice indicano un gruppo particolare, ad es. l'alternatore. Le ultime due cifre identificano uno specifico accessorio opzionale in dotazione al motore, ad esempio un alternatore da 12 V e 55 A. Se si ordina un motore senza componenti particolari, le ultime cifre del codice delle opzioni di quel gruppo funzionale saranno 9.

Etichetta codici opzioni motore

CDP47476 A.1



Oltre alla targhetta del numero di matricola, i motori OEM sono provvisti di un'etichetta dei codici delle opzioni fissata sul coperchio dei bilancieri. Questi codici indicano quali sono le opzioni installate in fabbrica sul motore in questione. In caso di richiesta di ricambi o di assistenza, indicare questi codici al concessionario autorizzato alla manutenzione o al rivenditore del motore. Le prime cifre di ogni codice indicano un gruppo particolare, ad es. l'alternatore. Le ultime due cifre identificano uno specifico accessorio opzionale in dotazione al motore, ad esempio un alternatore da 12 V e 55 A. Se si ordina un motore senza componenti particolari, le ultime cifre del codice delle opzioni di quel gruppo funzionale saranno 9.

Al cliente

Los números de pieza en este catálogo de piezas eran correctos al momento de la publicación. Conforme a la política de John Deere, mejoramos los productos continuamente. Por lo tanto, al pedir piezas, consultar al concesionario para verificar los números de pieza.

Unidades de medida SI

Siempre que sea aplicable, en todo este catálogo de piezas las dimensiones se indican en el sistema métrico.

Identificación de resistencia de pernos y tornillos

Los pernos y tornillos que deben tener características de resistencia alta equivalentes al valor de sistema métrico 10,9 (grado 8 de SAE) o superior se identifican en este catálogo con la descripción 10,9; 12,9 ó 14,9. Todos los pernos y tornillos estándar son del valor de sistema métrico 8,8 (grado 5 de SAE) o inferior.

Información de lista de número de serie

La información de número de serie se lista para indicar las máquinas en las cuales se puede usar un componentes; por ejemplo:

- El componente puede usarse en todos los productos.
- 000000 - El componente puede usarse en los productos a partir del número de serie listado.
- 000000 El componente puede usarse en los productos hasta e inclusive el número de serie listado.
- 000000 - 000000 El componente puede usarse en los productos entre e inclusive el número de serie listado.

Cuando XXXXXX aparece en lugar de un número de serie, quiere decir que se modificó el número de serie, pero el número de serie preciso no estaba disponible al momento de la publicación.

Ilustraciones

El propósito de las ilustraciones de este catálogo es únicamente servir de referencia para los concesionarios y clientes. Estas ilustraciones no necesariamente representan la vista exacta de las piezas.

Ilustraciones encerradas en cuadros

Los componentes con referencias encerradas en cuadros en la ilustración están disponibles como un conjunto de mantenimiento o un accesorio. Estas piezas pueden incluir otras que no estén disponibles como piezas de repuesto. Es posible que en las ilustraciones no se muestren todos los componentes individuales de un accesorio. Un cuadro sin referencia incluye componentes no actuales.

Orientación del motor

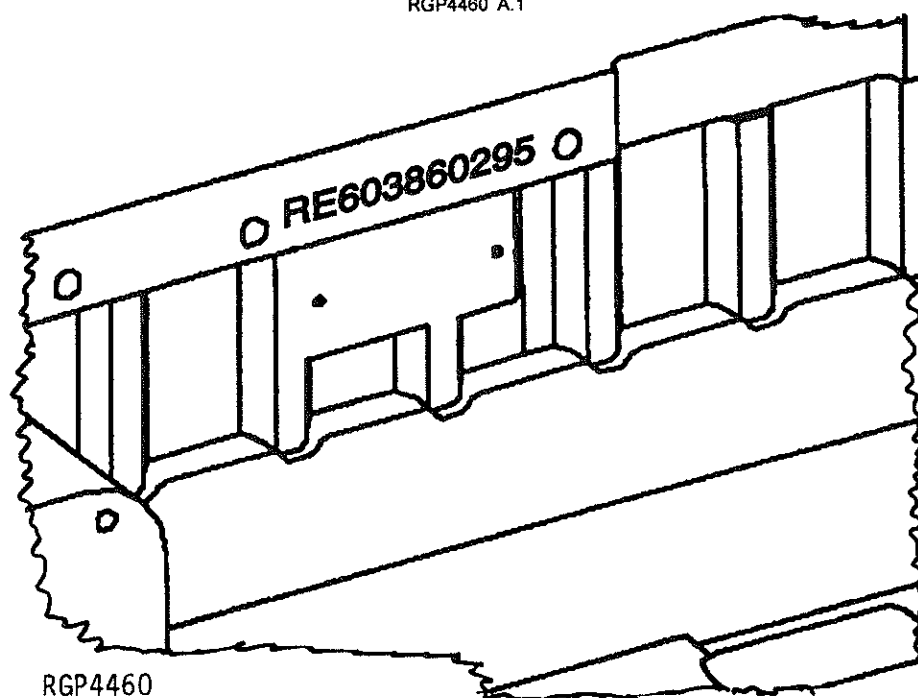
Los lados derecho (RH) e izquierdo (LH) se determinan al pararse junto al volante mirando hacia el motor.

Componentes remanufacturados de John Deere

Los componentes REMAN listados en este catálogo están destinados a la reparación o la sustitución de componentes originales averiados o desgastados. Los componentes Reman de John Deere están fabricados bajo estrictas normas de John Deere y realizados según las especificaciones originales de John Deere que incorporan las últimas actualizaciones y mejoras del diseño y del rendimiento.

Identificación de número de serie de bloque corto

RGP4460 A.1



El número de serie está estampado en la pieza fundida del bloque, cerca de la chapa del número de serie anterior.

1. RE60386

Número de pieza de repuesto

2. 02

Mes de fabricación

3. 95

Año de fabricación


Marcas comerciales

En este catálogo de piezas pueden aparecer las siguientes marcas comerciales de Deere and Company:

Best Bid™	CounterParts™	DEERE™ (Deere™)
Dura-Trax™	Fanggs™	Guardian™
HTH™	Jagz™	JDLink™
MARKS™	MIC™ [Centro de información de máquina]	MTH™
Power Curve™	Powerllei™	PowerShift Plus™
Powerwize™	POWR SAVR™	Powrshift™
ProPath™	Quad-Cool™	Quik-Tatch™
SC-2™	Side-Tracker™	Stinger™
StructureALL™	Swamper™	TMC™ [Control total de la máquina]
ValueSelect™	Waratah™	Worksite Pro™
FlexBox™	Funk™	iTorque™
Phoenix™	Phoenix International™	PowerTech™
PowerTech™ E	PowerTech™ M	PowerTech™ Plus
Precision Joint™	SHIFT-O-MATIC™	SWEDA™ (eje doble extremo súper ancho)
TeamMate™	TeamMate™ II	TeamMate™ IV
TMII™	TMIII™	

Chapa de identificación del motor — 4045 y 6068

RGP11355 A.1



RGP11355

El número de serie del motor consta de 13 caracteres	
Primer renglón	Designa
1 — Dos letras para designar la fábrica del motor	PE: Torreón, México, CD: Saran, Francia, JX: Rosario, Argentina, UG: Teda, China
2 — Un dígito para la cantidad de cilindros.	4 cilindros, 6 cilindros
3 — Tres dígitos para la cilindrada en litros	045: 4,5 litros, 068: 6,8 litros
4 — Una letra para el nivel de emisiones	B= Sin certificación C= Nivel de emisiones Tier 1/Fase I G= Nivel de emisiones Tier 2/Fase II L= Nivel de emisiones Tier 3/Fase IIIA R= Nivel de emisiones Tier 4 provisional/Fase IIIB U o V= Nivel de emisiones Tier 4 Final/Fase 4
5 — Seis dígitos	123456= Número secuencial de fabricación del motor. Los números secuenciales empiezan en 000001
El tipo de motor consta de 9 caracteres alfanuméricos	
6 — Cuatro dígitos	Igual a los puntos 2 y 3 anteriores
7 — Una letra para indicar el tipo de aspiración	A= Turboalimentado con enfriador del aire de carga tipo aire-agua D= Aspiración natural T= Turboalimentado H= Turboalimentado con enfriador del aire de carga tipo aire-aire S= Turboalimentado con enfriador del aire de carga tipo aire-agua de mar
8 — Una o dos letras para indicar la aplicación del OEM	F: OEM, FM: Marino, FH: Ubicaciones peligrosas, FN: Gas natural comprimido
8 — Una o dos letras para indicar la aplicación del vehículo John Deere	DW, KV: Construcción, RW, LV, L, BM: Tractor, TJ: Silvicultura, H, Z, CQ: Cosechadora, N: Cosechadora/pulverizador, E: Segadora hileradora
9 — Dos o tres dígitos para indicar la versión	485
10 — Dos letras y 5 o 6 dígitos para el número de pieza del motor	DD12345 (solo motores fabricados en Saran)


Comentarios y abreviaturas

Los comentarios y las abreviaturas siguientes pueden aparecer en este catálogo de piezas. Consultar la tabla siguiente para las traducciones.

Frase	Significado	Frase	Significado
ALSO ORDER, ORD W/	Pida también	MFWD	Tracción delantera mecánica
AMP	Amperio	NA, NOT USED THIS APPL	No se usa para esta aplicación
APPL, APPL ONLY	Esta aplicación solamente	NLA	Ya no está disponible
AR	Según sea necesario	NSEP	No disponible por separado
ASSY	Conjunto completo	OD	Diámetro exterior
CCW	En sentido contrahorario	OPTIONAL	Opcional
COMPLETE	Completo	OR	O
COMPLETE GOODS	Mercancía completa	ORD, ORDER	Pedir
CONVENIENCE ASSY, CA	Conjunto de comodidad	OS	Sobretamaño
CTL, CUT TO LENGTH	Corte a medida	PKG, PACKG	Paquete, paquete de
CW	En sentido horario	REAR	Traseras
ENGINE	Motor	REMAN	Remanufacturado
FOR	Para	REPL	Reemplaza a
FRONT	Parte delantera	RH	Lado derecho
GAS	Gasolina	SN	Número de serie
ID	Perímetro interior	STD	Estándar
INCH	Pulgada	SUB	Sustituido por
INCL, INCLUDES	Incluye...	SUB COMPONENTS	Sustituir componentes (del juego o conjunto)
INNER	Interior	SUB FOR	Sustitución para
KIT	Juego	TEETH, Z	Número de dientes de engranaje
LGTH	Longitud	TK	Espesor
LH	Lado izquierdo	UP, UPPER	Superior
LOW, LOWER	Inferior	US	Subtamaño
MAKE FROM, MF	Fabricar de	USE UNTIL EXHAUSTED	Usar hasta que se acabe
MARKED	Marcado	WHOLE GOODS	Mercancía completa
USE WITH	Usar con	W/O	Sin
INCL KEYS	Incluye los elementos ...	W/	Con
BULK	A granel	CONTAINS	Contiene
CONSISTS OF	Consta de	CUT FROM	Cortar a partir de
ESN	Número de serie del motor	MATCHED SET	Conjunto apareado
OUTER	Exterior	PTO	Toma de fuerza
SUB THIS APPLICATION	Sustituir esta aplicación	SUB FOR THIS APPLICATION	Sustituir por esta aplicación
T.A., THIS APPLICATION	Esta aplicación	VSN	Número de serie del vehículo

Etiqueta de código de opción del motor


CDP47476 A.1



Además de la chapa de identificación, los motores OEM tienen una etiqueta con códigos de opción del motor fijadas en la tapa de balancines. Dichos códigos indican qué equipamientos opcionales se instalaron en fábrica en el motor en cuestión. Cuando necesite recambios o servicio, indique estos números a su distribuidor de motores o su concesionario. Los dos primeros dígitos de cada código identifican un grupo específico, por ejemplo alternadores. Los últimos dos dígitos de cada código identifican una opción específica instalada en el motor, tal como un alternador de 12 V y 55 A. Si se pide un motor sin un componente dado, los dos últimos dígitos de ese código de opciones para el grupo funcional serán 9.

Etiqueta de código de opción del motor

CDP47476 A.1



Además de la chapa de identificación, los motores OEM tienen una etiqueta con códigos de opción del motor fijadas en la tapa de balancines. Dichos códigos indican qué equipamientos opcionales se instalaron en fábrica en el motor en cuestión. Cuando necesite recambios o servicio, indique estos números a su distribuidor de motores o su concesionario. Los dos primeros dígitos de cada código identifican un grupo específico, por ejemplo alternadores. Los últimos dos dígitos de cada código identifican una opción específica instalada en el motor, tal como un alternador de 12 V y 55 A. Si se pide un motor sin un componente dado, los dos últimos dígitos de ese código de opciones para el grupo funcional serán 9.

Till kunden

Numren i denna reservdelskatalog var korrekta när katalogen utgavs. I enlighet med John Deeres policy förbättrar vi konstant våra produkter. Bekräfta därför numren med din återförsäljare vid beställning av reservdelar.

SI-måttenheter

Metrisk mått visas i denna reservdelskatalog där de är tillämpliga.

Hållfasthetsidentifiering för bultar och skruvar

Bultar och skruvar, som kräver samma hållfasthet som metrisk klass 10.9 (SAE-klass 8) eller högre, identifieras i denna katalog genom beskrivningen 10.9, 12.9 or 14.9. Alla standardbultar och skruvar är av metrisk klass 8.8 (SAE-klass 5) eller lägre.

Upptagen serienummerinformation

Serienummerinformationen upptas för att visa på vilka maskiner reservdelen kan användas; exempelvis:

- Reservdelen kan användas på alla produkter.
- 000000 – Reservdelen kan användas på produkter som börjar med det upptagna serienumret.
- 000000 Reservdelen kan användas på produkter t.o.m det upptagna serienumret.
- 000000 – 000000 Reservdelen kan användas på produkter mellan och inklusive de upptagna serienumren.

När XXXXXX anges istället för ett serienummer, har serienumret ändrats, men det verkliga serienumret var inte tillgängligt, när katalogen trycktes.

Illustrationer

Illustrationerna i denna katalog är endast avsedda som referens för återförsäljare och kunder. Illustrationerna utgör inte alltid en exakt bild av delarna.

Bilder i rutor

Referensnumrerade delar på bilden, som visas i särskilda rutor, är tillgängliga som en serviceenhet eller ett tillbehör. Dessa delar kan också inkludera delar, som inte är tillgängliga för service. Bilderna kanske inte visar alla individuella delar i ett tillbehör. En ruta utan referensnummer inkluderar delar som inte är uppdaterade.

Motorns inriktning

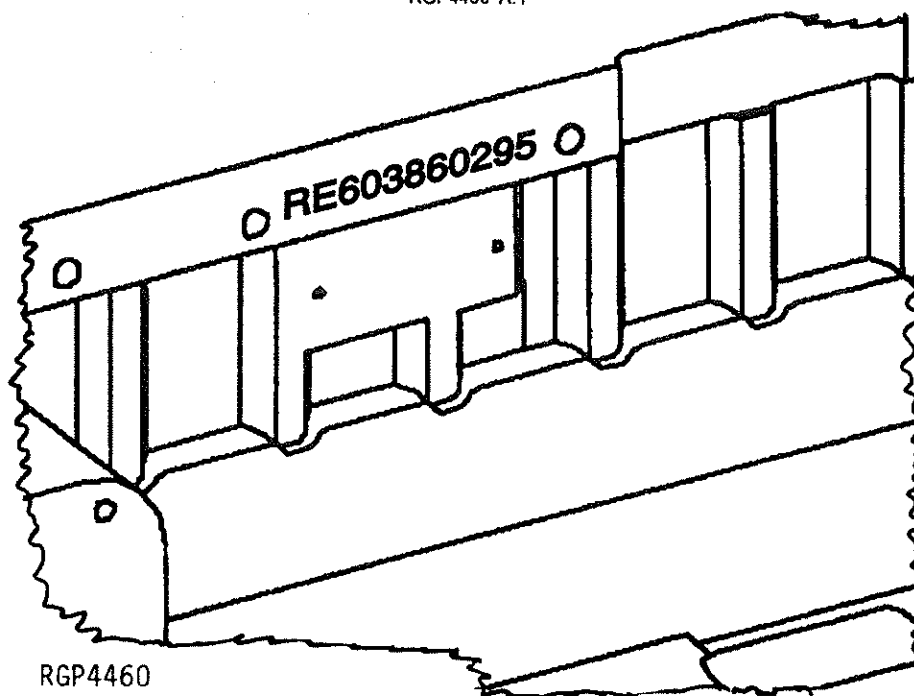
Avgör "höger" och "vänster" genom att stå vid svänghjulet och titta mot motorn.

John Deeres omarbetade komponenter

De omarbetade reservdelarna som är upptagna i denna katalog är avsedda för reparation eller byte av utrustningens originalkomponenter. John Deeres omarbetade komponenter är tillverkade efter John Deeres stränga standarder och har producerats efter John Deeres originalspecifikationer som omfattar de senaste uppdaterade utformnings- och prestationsförbättringarna.

Serienummeridentifiering för kortblock

RGP4460 A.1



Serienumret stansat på blockets gjutstycke nära den tidigare serienummerplåten.

- | | |
|------------|--------------------|
| 1. RE60386 | Reservdelsnummer |
| 2. 02 | Tillverkningsmånad |
| 3. 95 | Tillverkningsår |


Varumärken

Genomgående i denna katalog återfinns följande Deere and Company varumärken.

SERVICEGARD™	Funk™	DEERE™ (Deere™)
Phoenix™	Phoenix International™	PowerTech™
PowerTech™ E	PowerTech™ M	PowerTech™ Plus
Precision Joint™	SHIFT-O-MATIC™	SWEDA™ (Super Wide Extreme Dual Axle)
TeamMate™	TeamMate™II	TeamMate™ IV
TMII™	TMIII™	John Deere Reman™

Motorns serienummerplåt – 4045 och 6068

RGP11355 A.1



RGP11355

Motorns serienummer anges med 13 tecken	
Första raden	Anger
1 – Två bokstäver för motorns fabriksbeteckning	PE: Torreón, Mexiko, CD: Saran, Frankrike, JX: Rosario, Argentina, UG: Teda, Kina
2 – En siffra för antalet cylindrar.	4 cylindrar, 6 cylindrar
3 – Tre siffror för slagvolymen i liter	045: 4,5 liter, 068: 6,8 liter
4 – En bokstav för utsläppsnivån	B= Ej intygad C= Utsläppsnivå Tier1/Stage I G= Utsläppsnivå Tier 2/Stage II L= Utsläppsnivå Tier 3/Stage IIIA R= Utsläppsnivå Interim Tier 4/Stage IIIB U eller V= Utsläppsnivå Final Tier 4/Stage IV
5 – Sex siffror	123456 = Löpnummer för motortillverkningen. Löpnummer börjar med 000001
Motortypen definieras med nio alfanumeriska tecken	
6 – Fyra siffror	Samma som punkt 2 och 3 ovan
7 – En bokstav för typen av insugning	A= Turboladdad med luft-till-vatten mellankylare D= Naturlig insugning T= Turboladdad H= Turboladdad med luft-till-luft mellankylare S= Turboladdad med luft-till-sjövatten mellankylare
8 – En eller två bokstäver för OEM-tillämpning	F: OEM, FM: Marin, FH: HazLoc, FN: Komprimerad naturgas
8 – En eller två bokstäver för John Deeres fordonstillämpning	DW, KV: Konstruktion, RW, LV, L, BM: Traktor, TJ: Skogsbruk, H, Z, CQ: Tröska, N: Plockare/Spruta, E: Strängläggare
9 – Två eller tre siffror för versionen	485
10 – Två bokstäver och fem eller sex siffror för motorns artikelnummer	DD12345 (enbart Saran-motorer)


Anmärkningar och förkortningar

Anmärkningarna och förkortningarna nedan kan förekomma i denna reservdelskatalog. Se förklaringarna i efterföljande tabell.

Fras	Förklaring	Fras	Förklaring
ALSO ORDER, ORD W/	Beställ även	MFWD	Mekanisk framhjulsdraft
AMP	Ampere	NA, NOT USED THIS APPL	Används inte för denna tillämpning
APPL, APPL ONLY	Enbart denna tillämpning	NLA	Ej längre tillgänglig
AR	Vid behov	NSEP	Ej tillgänglig separat
ASSY	Komplett enhet	OD	Ytterdiameter
CCW	Moturs	OPTIONAL	Tillval
COMPLETE	Slutfört	OR	Eller
COMPLETE GOODS	Allt material	ORD, ORDER	Order
CONVENIENCE ASSY, CA	Bekvämlighetsenhet	OS	Överdimensionerad
CTL, CUT TO LENGTH	Måttbeställd	PKG, PACKG	Paket, Paket med
CW	Medurs	REAR	Bak
ENGINE	Motor	REMAN	Omarbetad
FOR	För	REPL	Ersätter
FRONT	Fram	RH	Höger
GAS	Bensin	SN	Serienummer
ID	Innerdiameter	STD	Standard
INCH	Tum	SUB	Ersatt av
INCL, INCLUDES	Innefattar ...	SUB COMPONENTS	Ersättningskomponenter (i satsen eller enheten)
INNER	Inre	SUB FOR	Ersättning för
KIT	Sats	TEETH, Z	Antal kuggar
LGTH	Längd	TK	Tjocklek
LH	Vänster	UP, UPPER	Övre
LOW, LOWER	Undre	US	Underdimensionerad
MAKE FROM, MF	Tillverkad av	USE UNTIL EXHAUSTED	Använd tills förbrukad
MARKED	Märkt	WHOLE GOODS	Helt parti
USE WITH	Används med	W/O	Utan
INCL KEYS	Innefattar nycklar ...	W/	Med
BULK	Bulklast	CONTAINS	Innehåller
CONSISTS OF	Består av	CUT FROM	Skuren från
ESN	Motorns serienummer	MATCHED SET	Anpassad sats
OUTER	Yttre	PTO	Kraftuttag
SUB THIS APPLICATION	Ersätt denna tillämpning	SUB FOR THIS APPLICATION	Ersättning för denna tillämpning
T.A., THIS APPLICATION	Denna tillämpning	VSN	Fordonets serienummer

Etikett med motorns utrustningskoder


CDP47476 A.1



Förutom serienummerplåten har OEM-motorer en etikett med tillbehörskoder, som sitter på vipparmslocket. Dessa koder anger vilka tillbehör, som installerades på motorn av fabriken. Vid behov av reservdelar eller service måste återförsäljaren eller distributören få veta dessa nummer. De första två siffrorna i var kod identifierar en särskild grupp, såsom generatorer. De sista två siffrorna i var kod identifierar ett särskilt tillbehör, som kommer med motorn, exempelvis en generator på 12 volt, 55 A. Om en motor har beställts utan en särskilt komponent, är de sista två siffrorna i koden för den funktionsgruppen 9.

Etikett med motorns utrustningskoder

CDP47476 A.1



Förutom serienummerplåten har OEM-motorer en etikett med tillbehörskoder, som sitter på vipparmslocket. Dessa koder anger vilka tillbehör, som installerades på motorn av fabriken. Vid behov av reservdelar eller service måste återförsäljaren eller distributören få veta dessa nummer. De första två siffrorna i var kod identifierar en särskild grupp, såsom generatorer. De sista två siffrorna i var kod identifierar ett särskilt tillbehör, som kommer med motorn, exempelvis en generator på 12 volt, 55 A. Om en motor har beställts utan en särskilt komponent, är de sista två siffrorna i koden för den funktionsgruppen 9.

Table of Contents

1100 Rocker Arm Cover 6068AFM85.....	49
1200 Oil Filler 6068AFM85.....	63
1300 Crank Pulley 6068AFM85.....	67
1400 Flywheel Housing 6068AFM85.....	71
1500 Flywheel 6068AFM85.....	85
1600 Fuel Injection Pump 6068AFM85.....	91
1700 Air Intake 6068AFM85.....	95
1800 Air Cleaner 6068AFM85.....	101
1900 Oil Pan 6068AFM85.....	107
2000 Water Pump 6068AFM85.....	111
2400 Fan Belt 6068AFM85.....	115
2700 Heat Exchanger 6068AFM85.....	123
2800 Exhaust Manifold 6068AFM85.....	135
2900 Exhaust Manifold 6068AFM85.....	141
3000 Starter Motor 6068AFM85.....	149
3100 Alternator 6068AFM85.....	159
3600 Front Plate 6068AFM85.....	179
3700 Transfer Pump 6068AFM85.....	183
4000 Engine Oil Dipstick 6068AFM85.....	187
4300 Starting Aid 6068AFM85.....	193
4400 Timing Gear Cover 6068AFM85.....	199
4600 Cylinder Block 6068AFM85.....	203
4700 Crankshaft 6068AFM85.....	207
4800 Connecting Rods and Pistons 6068AFM85.....	211
4900 Valve Actuating Mechanism 6068AFM85.....	215
5000 Oil Pump 6068AFM85.....	221
5100 Cylinder Head 6068AFM85.....	225
5200 Auxiliary Drive 6068AFM85.....	229
5700 Water Pump Inlet 6068AFM85.....	237
5900 Oil Cooler and Filter 6068AFM85.....	243
6200 Alternator Mounting 6068AFM85.....	247
6300 Low Pressure Fuel Lines 6068AFM85.....	253
6400 Exhaust Elbow 6068AFM85.....	259
6500 Turbocharger 6068AFM85.....	267
6600 Temperature Switch 6068AFM85.....	273
6700 Engine Sensors 6068AFM85.....	277
6800 Damper 6068AFM85.....	281
7600 Oil Pressure Switch Plug 6068AFM85.....	287
8000 Sea Water Pump 6068AFM85.....	289
8100 Primary Fuel Filter 6068AFM85.....	293
8400 Wiring Harness 6068AFM85.....	303
8700 Belt Tensioner 6068AFM85.....	309
8800 Oil Filter 6068AFM85.....	313
9100 Engine Installation Kit 6068AFM85.....	319
9700 Field Installed Kits 6068AFM85.....	327
9800 Lift Strap 6068AFM85.....	351
9900 Service Kits 6068AFM85.....	355

PC11936	(H.1)	PowerTech™ Plus 6.8L 6068AFM85 Diesel OEM Marine (Tier 3 Engine)	39
---------	-------	--	----

PowerTech™ Plus 6.8L 6068AFM85 Diesel OEM Marine (Tier 3 Engine) PC11936 (H.1)

Alphabetical Index - Continued

Page	Page
Filler Cap, Heat Exchanger-2761-6068AFM85	Fuel Pump, Fuel Filter-81BQ-6068AFM85
Filler Cap, Heat Exchanger-2768-6068AFM85	Fuel Pump, Fuel Filter-81BR-6068AFM85
Filler Cap, Rocker Arm Cover-1137-6068AFM85	Fuel Pump-81BQ-6068AFM85
Filler Cap, Rocker Arm Cover-1145-6068AFM85	Fuel Pump-81BR-6068AFM85
Filler Cap, Rocker Arm Cover-1146-6068AFM85	Fuel Pump-81BS-6068AFM85
Filler Cap, Valve Cover-1138-6068AFM85	Fuel Pump-81BT-6068AFM85
Filler Neck, Expansion Tank-2727-6068AFM85	Fuel Temperature Sensor, Injection Pump-1679-6068AFM85
Filler Neck, Expansion Tank-2763-6068AFM85	
Filler Neck-2761-6068AFM85	
Filler Neck-2762-6068AFM85	
Filler Neck-2768-6068AFM85	
Filter Element, Fuel Filter-81BQ-6068AFM85	
Filter Element, Fuel Filter-81BR-6068AFM85	
Filter Element-81BQ-6068AFM85	
Filter Element-81BR-6068AFM85	
Filter Element-81BS-6068AFM85	
Filter Element-81BT-6068AFM85	
Filter Head, Engine Oil Filter-880M-6068AFM85	
Filter, 81BQ Primary Fuel Filter	
Filter, 81BR Primary Fuel Filter	
Filter, 81BS Primary Fuel Filter	
Filter, 81BT Primary Fuel Filter	
Filter, Crankcase Vent Filter, 2971 Crankcase Vent Filter	
Filter, Crankcase Vent Filter, 29AG Crankcase Vent Filter	
Filter, Crankcase Vent-2971-6068AFM85	
Filter, Crankcase Vent-29AG-6068AFM85	
Filter, Engine Oil-8843-6068AFM85	
Filter, Filter Element, 2971 Crankcase Vent Filter	
Filter, Filter Element, 29AG Crankcase Vent Filter	
Filter, Filter Element, 81BQ Primary Fuel Filter	
Filter, Filter Element, 81BR Primary Fuel Filter	
Filter, Filter Element, 81BS Primary Fuel Filter	
Filter, Filter Element, 81BT Primary Fuel Filter	
Filter, Filter Element, 97SA Field Installation Kit	
Filter, Filter Head, 880M Engine Oil Filter	
Filter, Filter Head, 8843 Engine Oil Filter	
Filter, Filter Head, 97SA Field Installation Kit	
Filter, Fuel Filter, 81BQ Primary Fuel Filter	
Filter, Fuel Filter, 81BR Primary Fuel Filter	
Filter, Fuel Filter, 81BS Primary Fuel Filter	
Filter, Fuel Filter, 81BT Primary Fuel Filter	
Filter, Fuel Filter, 97SA Field Installation Kit	
Filter, Oil Filter, 880M Engine Oil Filter	
Filter, Oil Filter, 8843 Engine Oil Filter	
Filter, Oil-880M-6068AFM85	
Filter-Fuel, Primary-81BS-6068AFM85	
Filter-Fuel, Primary-81BT-6068AFM85	
Final Filter Element-81BQ-6068AFM85	
Final Filter Element-81BR-6068AFM85	
Final Filter Element-81BS-6068AFM85	
Final Filter Element-81BT-6068AFM85	
Fittings and Hoses, Expansion Tank-2763-6068AFM85	
Fittings and O-rings-6392-6068AFM85	
Flat Belt and Pulley-24KM-6068AFM85	
Flow Limiter, Fuel Injection Pump-1679-6068AFM85	
Flywheel Housing, Plate-1406-6068AFM85	
Flywheel Housing, Seal-1420-6068AFM85	
Flywheel Housing-1405-6068AFM85	
Flywheel Housing-1406-6068AFM85	
Flywheel Housing-1407-6068AFM85	
Flywheel Housing-1420-6068AFM85	
Flywheel Housing-1459-6068AFM85	
Flywheel Housing-1460-6068AFM85	
Flywheel Ring Gear-1509-6068AFM85	
Flywheel, 1509 Flywheel	
Flywheel, 1597 Flywheel	
Flywheel-1597-6068AFM85	
Front Oil Seal-4443-6068AFM85	
Front Plate, Bushing-3614-6068AFM85	
Front Plate, Shaft-3614-6068AFM85	
Front Plate-3614-6068AFM85	
Fuel Filter, Primary-81BQ-6068AFM85	
Fuel Filter, Primary-81BR-6068AFM85	
Fuel Filter, Primary-81BS-6068AFM85	
Fuel Filter, Primary-81BT-6068AFM85	
Fuel Injection Pump-1679-6068AFM85	
Fuel Leak-Off Line-63FG-6068AFM85	
Fuel Leak-Off Lines-6392-6068AFM85	
Fuel Line-63FG-6068AFM85	
Fuel Lines/ Fuel Filter-Injection Pump-6392-6068AFM85	
Fuel Lines, Fuel Injection Pump-1679-6068AFM85	
Fuel Lines, Low Pressure-6392-6068AFM85	
Fuel Pressure Sensor-6749-6068AFM85	
	G
	Gasket Thermostat Cover-28CJ-6068AFM85
	Gasket, 1136 Rocker Arm Cover
	Gasket, 1137 Rocker Arm Cover
	Gasket, 1138 Valve Cover
	Gasket, 1144 Rocker Arm Cover
	Gasket, 1145 Rocker Arm Cover
	Gasket, 1146 Rocker Arm Cover
	Gasket, 1299 Oil Filler Neck Cover
	Gasket, 17DY Air Intake
	Gasket, 17EC Air Intake
	Gasket, 19BP Oil Pan
	Gasket, 28CJ Exhaust Manifold
	Gasket, 28CK Exhaust Manifold
	Gasket, 4443 Timing Gear Cover
	Gasket, 4905 Rocker Arm / Shaft / Tappet / Push Rod
	Gasket, 4940 Valve Actuating Mechanism
	Gasket, 5201 Auxiliary Drive
	Gasket, 5202 Auxiliary Drive
	Gasket, 5973 Oil Cooler
	Gasket, 65D6 Turbocharger
	Gasket, 65M4 Turbocharger
	Gasket, 8024 Sea Water Pump
	Gasket, 81BQ Primary Fuel Filter
	Gasket, 81BR Primary Fuel Filter
	Gasket, 81BS Primary Fuel Filter
	Gasket, 81BT Primary Fuel Filter
	Gasket, 880M Engine Oil Filter
	Gasket, 8843 Engine Oil Filter
	Gasket, 9116 Turbocharger Gasket Kit
	Gasket, 97SA Field Installation Kit
	Gasket, Air Intake-17DY-6068AFM85
	Gasket, Air Intake-17EC-6068AFM85
	Gasket, Auxiliary Drive-5201-6068AFM85
	Gasket, Auxiliary Drive-5202-6068AFM85
	Gasket, Cylinder Head-5120-6068AFM85
	Gasket, Engine Cylinder Head Gasket, 5120 Cylinder Head
	Gasket, Engine Oil Filter-880M-6068AFM85
	Gasket, Engine Oil Filter-8843-6068AFM85
	Gasket, Exhaust Manifold-28CJ-6068AFM85
	Gasket, Exhaust Manifold-28CK-6068AFM85
	Gasket, Fuel Filter-81BQ-6068AFM85
	Gasket, Fuel Filter-81BR-6068AFM85
	Gasket, Oil Cooler-5973-6068AFM85
	Gasket, Oil Pan-19BP-6068AFM85
	Gasket, Primary Fuel Filter-81BQ-6068AFM85
	Gasket, Primary Fuel Filter-81BR-6068AFM85
	Gasket, Rocker Arm Cover-1137-6068AFM85
	Gasket, Rocker Arm Cover-1144-6068AFM85
	Gasket, Rocker Arm Cover-1145-6068AFM85
	Gasket, Rocker Arm Cover-1146-6068AFM85
	Gasket, Thermostat Cover-28CK-6068AFM85
	Gasket, Timing Gear Cover-4443-6068AFM85
	Gasket, Turbocharger-65D6-6068AFM85
	Gasket, Turbocharger-65M4-6068AFM85
	Gasket, Valve Cover-1136-6068AFM85
	Gasket, Valve Cover-1138-6068AFM85
	Gasket, Water Pump-4443-6068AFM85
	Gasket, Water Pump-8024-6068AFM85
	Gauge, 97HA Instrument Panel
	Gauge, 97HB Instrument Panel
	Gauge, Instrument Panel-97HA-6068AFM85
	Gauge, Instrument Panel-97HB-6068AFM85
	Gear Cover, Timing-4443-6068AFM85
	Gear, 1679 Fuel Injection Pump
	Gear, 3614 Front Plate
	Gear, 4712 Crankshaft and Bearings
	Gear, 5024 Engine Oil Pump
	Gear, 8024 Sea Water Pump
	Gear, Engine Oil Pump-5024-6068AFM85
	Gear, Flywheel-1509-6068AFM85
	Gear, Flywheel-1597-6068AFM85
	Gear, Front Plate-3614-6068AFM85

Page Page

PC11936 (H.1) PowerTech™ Plus 6.8L 6068AFM85 Diesel OEM Marine (Tier 3 Engine) 43

Alphabetical Index - Continued

	Page		Page
Intake Valve-5120-6068AFM85.....	226	Motor, Starter Motor, 3041 Starter Motor.....	152
Intake, Air-17DY-6068AFM85.....	96	Motor, Starter Motor, 3090 Starter Motor.....	154
Intake, Air-17EC-6068AFM85.....	98	Motor, Starter Motor, 30AG Starting Motor.....	156
Intake, Rocker Arm Shaft-4905-6068AFM85.....	216	Motor, Starter-3006-6068AFM85.....	150
Isolator Kits-97S4-6068AFM85.....	344	Motor, Starting-3041-6068AFM85.....	152
Isolator, Isolator Kit, 97S4 Isolator Kits.....	344	Motor, Starting-30AG-6068AFM85.....	156
		Mounting Bracket, Ventilation System-29AG-6068AFM85.....	144
K		Mounting Brackets, Alternator-6257-6068AFM85.....	248
Key, Shaft Key, 4712 Crankshaft and Bearings.....	208	Mounting Brackets, Alternator-62AE-6068AFM85.....	250
Key, Shaft Key, 4905 Rocker Arm / Shaft / Tappet / Push Rod.....	216	Mounting, Mounting Parts, 97SA Field Installation Kit.....	346
Key, Shaft Key, 4940 Value Actuating Mechanism.....	218		
Kit Screws, Cylinder Head-9901-6068AFM85.....	360	N	
Kit, Adapter-8024-6068AFM85.....	290	Nozzle, Fuel Injection-1679-6068AFM85.....	92
Kit, Bearing-9901-6068AFM85.....	364, 366	Nozzle, Injection Nozzle Reman, 1679 Fuel Injection Pump.....	92
Kit, Connecting Rod Bearing-9901-6068AFM85.....	366	Nozzle, Injection Nozzle, 1679 Fuel Injection Pump.....	92
Kit, Electronic Throttle Control-97HF-6068AFM85.....	334	Nozzle, Nozzle Kit, 1679 Fuel Injection Pump.....	92
Kit, Field Installation-97SA-6068AFM85.....	346		
Kit, Impeller-8024-6068AFM85.....	290	O	
Kit, Main Bearing-9901-6068AFM85.....	362	O Ring Kit, Cylinder Liner-4852-6068AFM85.....	212
Kit, O Ring-9901-6068AFM85.....	356	O Ring Kit, Cylinder Liner-9901-6068AFM85.....	356
Kit, Piston Liner-9901-6068AFM85.....	372	O Ring Kit-9901-6068AFM85.....	356
Kit, Piston Ring-9901-6068AFM85.....	358	O-Ring Kit-9901-6068AFM85.....	372
Kit, Starter Motor-3041-6068AFM85.....	152	Oil Cooler Gasket-5973-6068AFM85.....	244
Kit, Turbocharger Gasket-9116-6068AFM85.....	320	Oil Cooler Housing-5973-6068AFM85.....	244
Kit, Valve-5120-6068AFM85.....	226	Oil Cooler-5973-6068AFM85.....	244
Kit, Wiring Harness-97GX-6068AFM85.....	328	Oil Dipstick, Engine-4067-6068AFM85.....	188
Kits, Isolator-97S4-6068AFM85.....	344	Oil Dipstick, Engine-4071-6068AFM85.....	190
		Oil Drain Line, Crankcase Ventilation-29AG-6068AFM85.....	144
L		OIL FILLER NECK COVER-1299-6068AFM85.....	64
Label, 3006 Starting Motor.....	150	Oil Filler Neck, Cover-1299-6068AFM85.....	64
Label, 3041 Starter Motor.....	152	Oil Filter Head-880M-6068AFM85.....	314
Label, 3090 Starter Motor.....	154	Oil Filter Head-8843-6068AFM85.....	316
Label, 30AG Starting Motor.....	156	Oil Filter, Engine-880M-6068AFM85.....	314
Label, Label Kit, 3041 Starter Motor.....	152	Oil Filter, Engine-8843-6068AFM85.....	316
Label, Starter-3041-6068AFM85.....	152	Oil Line, Auxiliary Drive-5201-6068AFM85.....	230
Lever, 97HF Electronic Throttle Control Kit.....	334	Oil Line, Auxiliary Drive-5202-6068AFM85.....	232
Lever, Electronic Control-97HF-6068AFM85.....	334	Oil Line, Crankcase Vent Filter-2971-6068AFM85.....	142
Lift Straps-9801-6068AFM85.....	352	Oil Line, Engine Oil Filter-880M-6068AFM85.....	314
Line, Aftercooler Coolant Return-17DY-6068AFM85.....	96	Oil Line, Ventilating System-29AG-6068AFM85.....	144
Line, Aftercooler Coolant Return-17EC-6068AFM85.....	98	Oil Lines, Turbocharger-65D6-6068AFM85.....	268
Line, Aftercooler Coolant Supply-17DY-6068AFM85.....	96	Oil Lines, Turbocharger-65M4-6068AFM85.....	270
Line, Aftercooler Coolant Supply-17EC-6068AFM85.....	98	Oil Pan-19BP-6068AFM85.....	108
Line, Air Intake-17DY-6068AFM85.....	96	Oil Pressure Switch - Plug-7699-6068AFM85.....	288
Line, Air Intake-17EC-6068AFM85.....	98	Oil Pump Intake Tube-19BP-6068AFM85.....	108
Line, Auxiliary Drive-5202-6068AFM85.....	232	Oil Pump, Engine-5024-6068AFM85.....	222
Line, Heat Exchanger-2761-6068AFM85.....	126	Oil Seal, Front-4443-6068AFM85.....	200
Line, Heat Exchanger-2768-6068AFM85.....	132	Oil Seal, Rear-1405-6068AFM85.....	72
Liner, Cylinder-4852-6068AFM85.....	212	Oil Seal, Rear-1406-6068AFM85.....	74
Liner, Cylinder-9901-6068AFM85.....	372	Oil Seal, Rear-1407-6068AFM85.....	76
Lines, Fuel Injection-1679-6068AFM85.....	92	Oil Seal, Rear-1459-6068AFM85.....	80
Low Pressure Fuel Lines-63FG-6068AFM85.....	256	Oil Seal, Rear-1460-6068AFM85.....	82
		Oil Tube, Oil Pump Outlet-5024-6068AFM85.....	222
M		Oil Tube-5024-6068AFM85.....	222
Main Bearing Kit-9901-6068AFM85.....	362	Orifice, Cylinder Block-4633-6068AFM85.....	204
Main Bearing, Lower-4712-6068AFM85.....	208		
Main Bearing, Upper-4712-6068AFM85.....	208	P	
Main Bearing-9901-6068AFM85.....	370	Packing, Rocker Arm Cover-1137-6068AFM85.....	52
Main Bearings, Crankshaft-4712-6068AFM85.....	208	Packing, Rocker Arm Cover-1146-6068AFM85.....	60
Manifold Air Pressure Sensor-6749-6068AFM85.....	278	Packing, Valve Cover-1138-6068AFM85.....	54
Manifold, Exhaust Manifold, 28CJ Exhaust Manifold.....	136	Pan, Oil-19BP-6068AFM85.....	108
Manifold, Exhaust Manifold, 28CK Exhaust Manifold.....	138	Panel, Instrument Panel, 97HA Instrument Panel.....	330
Manifold, Exhaust-28CJ-6068AFM85.....	136	Panel, Instrument Panel, 97HB Instrument Panel.....	332
Manifold, Exhaust-28CK-6068AFM85.....	138	Panel, Instrument-97HA-6068AFM85.....	330
Manifold, Exhaust-28CK-6068AFM85.....	138	Panel, Instrument-97HB-6068AFM85.....	332
Manifold, Manifold Air Press. Sensor, 6749 Engine Sensors.....	278	Pin, Piston-4852-6068AFM85.....	212
Medallion, Rocker Arm Cover-1144-6068AFM85.....	56	Pipe Bushing, Auxiliary Drive-5202-6068AFM85.....	232
Medallion, Rocker Arm Cover-1145-6068AFM85.....	58	Pipe Plug, Cylinder Head-5120-6068AFM85.....	226
Medallion, Rocker Arm Cover-1146-6068AFM85.....	60	Pipe Plug, Flywheel Housing-1405-6068AFM85.....	72
Module, Relay Module, 97GX Harness Kit.....	328	Pipe Plug, Temperature Switch-6698-6068AFM85.....	274
Module, Relay Module, 97HQ Wiring Harness.....	338	Pipe Plug-28CJ-6068AFM85.....	136
Module, Relay Module, 97HS Wiring Harness.....	342	Pipe Plug-4633-6068AFM85.....	204
Motor Starter-3090-6068AFM85.....	154	Pipe, Exhaust-6443-6068AFM85.....	262
Motor, Starter Motor Kit, 3006 Starting Motor.....	150	Pipe, Exhaust-6444-6068AFM85.....	264
Motor, Starter Motor Kit, 3041 Starter Motor.....	152	Piston Liner Kit-9901-6068AFM85.....	372
Motor, Starter Motor Kit, 3090 Starter Motor.....	154	Piston Pin-4852-6068AFM85.....	212
Motor, Starter Motor Reman, 3006 Starting Motor.....	150	Piston Ring Kit-9901-6068AFM85.....	358, 372
Motor, Starter Motor Reman, 3041 Starter Motor.....	152	Piston Rings-4852-6068AFM85.....	212
Motor, Starter Motor Reman, 3090 Starter Motor.....	154		

Alphabetical Index - Continued

Page	Page
Piston, Piston Pin, 4852 Connecting Rod, Piston and Liner.....	212
Piston, Piston Ring Kit, 4852 Connecting Rod, Piston and Liner.....	212
Piston, Piston Ring Kit, 9901 Piston Ring Kit.....	358
Piston-4852-6068AFM85.....	212
Plate, 1406 Flywheel Housing.....	74
Plate, 1460 Flywheel Housing.....	82
Plate, 17DY Air Intake.....	96
Plate, 17EC Air Intake.....	98
Plate, 2727 Expansion Tank.....	124
Plate, 2761 Heat Exchanger.....	126
Plate, 2763 Expansion Tank.....	128
Plate, 2768 Heat Exchanger.....	132
Plate, 3614 Front Plate.....	180
Plate, 4067 Engine Oil Dipstick.....	188
Plate, 4071 Engine Oil Dipstick.....	190
Plate, 4905 Rocker Arm / Shaft / Tappet / Push Rod.....	216
Plate, 4940 Value Actuating Mechanism.....	218
Plate, 81BS Primary Fuel Filter.....	298
Plate, 81BT Primary Fuel Filter.....	300
Plate, 880M Engine Oil Filter.....	314
Plate, Air Intake-17DY-6068AFM85.....	96
Plate, Air Intake-17EC-6068AFM85.....	98
Plate, Engine Oil Dipstick-4067-6068AFM85.....	188
Plate, Engine Oil Dipstick-4071-6068AFM85.....	190
Plate, Engine Oil Filter-880M-6068AFM85.....	314
Plate, Flywheel Housing-1406-6068AFM85.....	74
Plate, Front-3614-6068AFM85.....	180
Plug, Drain-17DY-6068AFM85.....	96
Plug, Drain-17EC-6068AFM85.....	98
Plug, Drain-19BP-6068AFM85.....	108
Plug, Engine Oil Dipstick-4067-6068AFM85.....	188
Plug, Engine Oil Dipstick-4071-6068AFM85.....	190
Plug, Flywheel Housing-1405-6068AFM85.....	72
Plug, Glow-4337-6068AFM85.....	194
Plug, Glow-4338-6068AFM85.....	196
Plug, Oil Pressure Switch-7699-6068AFM85.....	288
Plug, Pipe-1405-6068AFM85.....	72
Plug, Pipe-6443-6068AFM85.....	262
Plug, Pipe-6444-6068AFM85.....	264
Potentiometer, 97HA Instrument Panel.....	330
Potentiometer, 97HB Instrument Panel.....	332
Potentiometer-97HA-6068AFM85.....	330
Potentiometer-97HB-6068AFM85.....	332
Pressure Relief Valve, Injection Pump-1679-6068AFM85.....	92
Pressure Sensor, Fuel Filter-81BQ-6068AFM85.....	294
Pressure Sensor, Fuel Filter-81BR-6068AFM85.....	296
Primary Filter Element-81BQ-6068AFM85.....	294
Primary Filter Element-81BR-6068AFM85.....	296
Primary Filter Element-81BS-6068AFM85.....	298
Primary Filter Element-81BT-6068AFM85.....	300
Primary Fuel Filter-81BQ-6068AFM85.....	294
Primary Fuel Filter-81BR-6068AFM85.....	296
Pulley, 1333 Crankshaft Pulley.....	68
Pulley, 2001 Water Pump Pulley.....	112
Pulley, 24GB Fan Belt.....	116
Pulley, 24GC Fan Belt.....	118
Pulley, 24KM Fan Belt and Pulley.....	120
Pulley, 3127 Alternator.....	160
Pulley, 3138 Alternator.....	162
Pulley, 3140 Alternator.....	164
Pulley, 3141 Alternator.....	166
Pulley, 3142 Alternator.....	168
Pulley, 3148 Alternator.....	170
Pulley, 3149 Alternator.....	172
Pulley, 6812 Damper.....	282
Pulley, 97ST Pulley.....	348
Pulley, Alternator-3127-6068AFM85.....	160
Pulley, Alternator-3138-6068AFM85.....	162
Pulley, Alternator-3140-6068AFM85.....	164
Pulley, Alternator-3141-6068AFM85.....	166
Pulley, Alternator-3142-6068AFM85.....	168
Pulley, Alternator-3148-6068AFM85.....	170
Pulley, Alternator-3149-6068AFM85.....	172
Pulley, Damper-6812-6068AFM85.....	282
Pulley, Fan Belt-24GB-6068AFM85.....	116
Pulley, Fan Belt-24GC-6068AFM85.....	118
Pulley, Flat Belt-24KM-6068AFM85.....	120
Pulley, Water Pump-2001-6068AFM85.....	112
Pulley-97ST-6068AFM85.....	348
Pulley, Crankshaft-1333-6068AFM85.....	68
Pump, Engine Oil-5024-6068AFM85.....	222
Pump, Fuel Injection Pump Reman, 1679 Fuel Injection Pump.....	92
Pump, Fuel Injection Pump, 1679 Fuel Injection Pump.....	92
Pump, Fuel Injection-1679-6068AFM85.....	92
Pump, Fuel Pump, 81BQ Primary Fuel Filter.....	294
Pump, Fuel Pump, 81BR Primary Fuel Filter.....	296
Pump, Fuel Pump, 81BS Primary Fuel Filter.....	298
Pump, Fuel Pump, 81BT Primary Fuel Filter.....	300
Pump, Oil Pump Reman, 5024 Engine Oil Pump.....	222
Pump, Oil Pump, 5024 Engine Oil Pump.....	222
Pump, Pump Repair Kit, 8024 Sea Water Pump.....	290
Pump, Sea Water-8024-6068AFM85.....	290
Pump, Water Pump Connection, 5733 Water Pump Inlet.....	238
Pump, Water Pump Connection, 5737 Water Pump Inlet.....	240
Pump, Water Pump, 4443 Timing Gear Cover.....	200
Pump, Water Pump, 8024 Sea Water Pump.....	290
Pump, Water-8024-6068AFM85.....	290
Push Rod, Rocker Arm-4905-6068AFM85.....	216
Push Rod-4940-6068AFM85.....	218
R	
Radiator Hose-5733-6068AFM85.....	238
Radiator Hose-5737-6068AFM85.....	240
Radiator, Radiator Hose, 2762 Heat Exchanger.....	130
Radiator, Radiator Hose, 5733 Water Pump Inlet.....	238
Radiator, Radiator Hose, 5737 Water Pump Inlet.....	240
Rail, 1679 Fuel Injection Pump.....	92
Rail, Fuel Injection Pump-1679-6068AFM85.....	92
Rear Oil Seal-1405-6068AFM85.....	72
Rear Oil Seal-1406-6068AFM85.....	74
Rear Oil Seal-1407-6068AFM85.....	76
Rear Oil Seal-1459-6068AFM85.....	80
Rear Oil Seal-1460-6068AFM85.....	82
Regulator, Alternator-3138-6068AFM85.....	162
Regulator, Alternator-3140-6068AFM85.....	164
Regulator, Alternator-3141-6068AFM85.....	166
Regulator, Alternator-3142-6068AFM85.....	168
Relay, 917W Starter Relay.....	322
Relay, 917Y Starter Relay.....	324
Relay, 97GX Harness Kit.....	328
Relay, 97HP Wiring Harness.....	336
Relay, 97HR Wiring Harness.....	340
Relay, Relay Module, 97GX Harness Kit.....	328
Relay, Relay Module, 97HQ Wiring Harness.....	338
Relay, Relay Module, 97HS Wiring Harness.....	342
Relay, Starter-917V-6068AFM85.....	322
Relay, Starter-917Y-6068AFM85.....	324
Relays-97GX-6068AFM85.....	328
Reman Alternator (24 Volt, 45 Amp)-3142-6068AFM85.....	168
Reman Alternator (28 Volt, 140 Amp)-3127-6068AFM85.....	160
Reman Alternator-3138-6068AFM85.....	162
Reman Alternator-3140-6068AFM85.....	164
Reman Alternator-3141-6068AFM85.....	166
Reman Camshaft-4905-6068AFM85.....	216
Reman Connecting Rod-4852-6068AFM85.....	212
Reman Crankshaft-4712-6068AFM85.....	208
Reman Cylinder Head-5120-6068AFM85.....	226
Reman Fuel Injection Pump-1679-6068AFM85.....	92
Reman Injection Nozzle-1679-6068AFM85.....	92
Reman Oil Pump-5024-6068AFM85.....	222
Reman Starter Motor-3006-6068AFM85.....	150
Reman Starter Motor-3041-6068AFM85.....	152
Reman Starter Motor-3090-6068AFM85.....	154
Reman Turbocharger-65D6-6068AFM85.....	268
Reman, Alternator Reman, 3127 Alternator.....	160
Reman, Alternator Reman, 3138 Alternator.....	162
Reman, Alternator Reman, 3140 Alternator.....	164
Reman, Alternator Reman, 3141 Alternator.....	166
Reman, Alternator Reman, 3142 Alternator.....	168
Reman, Camshaft Reman, 4905 Rocker Arm / Shaft / Tappet / Push Rod.....	216
Reman, Connecting Rod Reman, 4852 Connecting Rod, Piston and Liner.....	212
Reman, Crankshaft Reman, 4712 Crankshaft and Bearings.....	208
Reman, Cylinder Head Reman, 5120 Cylinder Head.....	226
Reman, Fuel Injection Pump Reman, 1679 Fuel Injection Pump.....	92
Reman, Injection Nozzle Reman, 1679 Fuel Injection Pump.....	92
Reman, Oil Pump Reman, 5024 Engine Oil Pump.....	222
Reman, Starter Motor Reman, 3006 Starting Motor.....	150
Reman, Starter Motor Reman, 3041 Starter Motor.....	152
Reman, Starter Motor Reman, 3090 Starter Motor.....	154
Reman, Turbocharger Reman, 65D6 Turbocharger.....	268
Reman, Turbocharger Reman, 65M4 Turbocharger.....	270
Repair Kit, Water Pump-8024-6068AFM85.....	290

46

Alphabetical Index - Continued

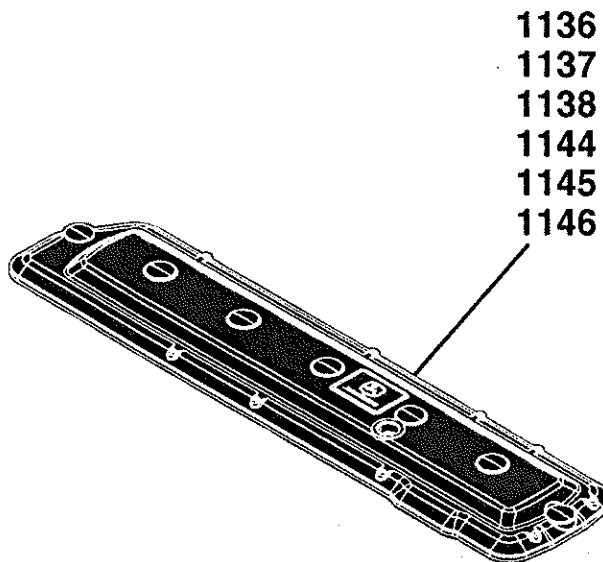
Page		Page
	T	
	Tank, 2727 Expansion Tank.....	124
	Tank, 2763 Expansion Tank.....	128
	Tank, 97SA Field Installation Kit.....	346
	Tank, Expansion-2727-6068AFM85.....	124
	Tappet, Rocker Arm-4905-6068AFM85.....	216
	Tappet-4940-6068AFM85.....	218
	Tee Fitting, Fuel Lines-63FG-6068AFM85.....	256
	Tee Fittings, Fuel Lines-6392-6068AFM85.....	254
	Temperature Switch-6698-6068AFM85.....	274
	Tensioner, Belt-8701-6068AFM85.....	310
	Thermocouple, Engine Sensors-6749-6068AFM85.....	278
	Thermostat Cover-28CJ-6068AFM85.....	136
	Thermostat Cover-28CK-6068AFM85.....	138
	Thermostat, 28CJ Exhaust Manifold.....	136
	Thermostat, 28CK Exhaust Manifold.....	138
	Thermostat-28CK-6068AFM85.....	138
	Throttle Kit, Electronic Control-97HF-6068AFM85.....	334
	Throttle, Throttle Kit, 97HF Electronic Throttle Control Kit.....	334
	Thrust Bearing-9901-6068AFM85.....	378
	Thrust Bearings, Crankshaft-4712-6068AFM85.....	208
	Thrust Washer, Front Plate-3614-6068AFM85.....	180
	Tie Band, Wiring Harness-8483-6068AFM85.....	306
	Timing Gear Cover-4443-6068AFM85.....	200
	Torsional Damper-6812-6068AFM85.....	282
	Torsional Damper-6813-6068AFM85.....	284
	Transient Voltage Protection Diode-3196-6068AFM85.....	176
	Tube Nut, Fuel Lines-63FG-6068AFM85.....	256
	Tube, 1679 Fuel Injection Pump.....	92
	Tube, 19BP Oil Pan.....	108
	Tube, 2727 Expansion Tank.....	124
	Tube, 2761 Heat Exchanger.....	126
	Tube, 2762 Heat Exchanger.....	130
	Tube, 2763 Expansion Tank.....	128
	Tube, 2768 Heat Exchanger.....	132
	Tube, 5733 Water Pump Inlet.....	238
	Tube, 5737 Water Pump Inlet.....	240
	Tube, Air Flow Tube, 17DY Air Intake.....	96
	Tube, Air Flow Tube, 17EC Air Intake.....	98
	Tube, Air Flow-17DY-6068AFM85.....	96
	Tube, Air Flow-17EC-6068AFM85.....	98
	Tube, Dipstick Tube, 4067 Engine Oil Dipstick.....	188
	Tube, Dipstick Tube, 4071 Engine Oil Dipstick.....	190
	Tube, Dipstick-4067-6068AFM85.....	188
	Tube, Dipstick-4071-6068AFM85.....	190
	Tube, Expansion Tank-2727-6068AFM85.....	124
	Tube, Expansion Tank-2763-6068AFM85.....	128
	Tube, Heat Exchanger-2761-6068AFM85.....	126
	Tube, Heat Exchanger-2768-6068AFM85.....	132
	Tube, Oil Pump Intake-19BP-6068AFM85.....	108
	Tube, Oil Pump-5024-6068AFM85.....	222
	Tube, Oil Tube, 5024 Engine Oil Pump.....	222
	Tube, Water Pump Inlet-5733-6068AFM85.....	238
	Tube, Water Pump Inlet-5737-6068AFM85.....	240
	Turbocharger Oil Lines-65D6-6068AFM85.....	268
	Turbocharger Oil Lines-65M4-6068AFM85.....	270
	Turbocharger, Turbocharger Reman, 65D6 Turbocharger.....	268
	Turbocharger, Turbocharger Reman, 65M4 Turbocharger.....	270
	Turbocharger-65D6-6068AFM85.....	268
	Turbocharger-65M4-6068AFM85.....	270
	U	
	Union Fitting, Low Pressure Fuel Line-63FG-6068AFM85.....	256
	V	
	V Belt, Fan-24KM-6068AFM85.....	120
	V Belt-24GB-6068AFM85.....	116
	V Belt-24GC-6068AFM85.....	118
	V-Belt, 24GB Fan Belt.....	116
	V-Belt, 24GC Fan Belt.....	118
	V-Belt, 24KM Fan Belt and Pulley.....	120
	Value Actuating Mechanism-4940-6068AFM85.....	218
	Valve Cover, Rocker Arm-1137-6068AFM85.....	52
	Valve Cover-1136-6068AFM85.....	50
	Valve Cover-1138-6068AFM85.....	54
	Valve Cover-1145-6068AFM85.....	58
	Valve Cover-1146-6068AFM85.....	60
	Valve Kit, Cylinder Head-5120-6068AFM85.....	226
	Valve Kit, Exhaust-9901-6068AFM85.....	376
	Valve Kit, Intake-9901-6068AFM85.....	374
	Valve Seat Insert, Cylinder Head-5120-6068AFM85.....	226
	Valve Seat Insert-5120-6068AFM85.....	226
	Valve, 4633 Engine Cylinder Block.....	204
	Valve, 880M Engine Oil Filter.....	314
	Valve, 8843 Engine Oil Filter.....	316
	Valve, Bleed Valve, 4633 Engine Cylinder Block.....	204
	Valve, Bleed Valve, 81BQ Primary Fuel Filter.....	294
	Valve, Bleed Valve, 81BR Primary Fuel Filter.....	296
	Valve, Bleed Valve, 81BS Primary Fuel Filter.....	298
	Valve, Bleed Valve, 81BT Primary Fuel Filter.....	300
	Valve, Bleed Valve, 97SA Field Installation Kit.....	346
	Valve, Check Valve, 2971 Crankcase Vent Filter.....	142
	Valve, Check Valve, 29AG Crankcase Vent Filter.....	144
	Valve, Control Valve, 1679 Fuel Injection Pump.....	92
	Valve, Cylinder Block-4633-6068AFM85.....	204
	Valve, Drain Valve, 4067 Engine Oil Dipstick.....	188
	Valve, Drain Valve, 4071 Engine Oil Dipstick.....	190
	Valve, Drain Valve, 65D6 Turbocharger.....	268
	Valve, Drain Valve, 65M4 Turbocharger.....	270
	Valve, Drain-4067-6068AFM85.....	188
	Valve, Drain-4071-6068AFM85.....	190
	Valve, Engine Oil Filter-880M-6068AFM85.....	314
	Valve, Exhaust-9901-6068AFM85.....	376
	Valve, Hand Operated Valve, 97SA Field Installation Kit.....	346
	Valve, Intake-9901-6068AFM85.....	374
	Valve, Pressure Relief Valve, 1679 Fuel Injection Pump.....	92
	Valve, Valve Bridge, 4905 Rocker Arm / Shaft / Tappet / Push Rod.....	216
	Valve, Valve Bridge, 4940 Value Actuating Mechanism.....	218
	Valve, Valve Cover, 1136 Rocker Arm Cover.....	50
	Valve, Valve Cover, 1137 Rocker Arm Cover.....	52
	Valve, Valve Cover, 1138 Valve Cover.....	54
	Valve, Valve Cover, 1144 Rocker Arm Cover.....	56
	Valve, Valve Cover, 1145 Rocker Arm Cover.....	58
	Valve, Valve Cover, 1146 Rocker Arm Cover.....	60
	Valve, Valve Kit, 5120 Cylinder Head.....	226
	Valve, Valve Kit, 9901 Exhaust Valve.....	376
	Valve, Valve Kit, 9901 Intake Valve.....	374
	Valve, Valve Seat Insert, 5120 Cylinder Head.....	226
	Vent, Crankcase Vent Filter, 2971 Crankcase Vent Filter.....	142
	Vent, Crankcase Vent Filter, 29AG Crankcase Vent Filter.....	144
	Ventilating System, Bracket-29AG-6068AFM85.....	144
	Ventilating System-29AG-6068AFM85.....	144
	W	
	Washer, Low Pressure Fuel Line-63FG-6068AFM85.....	256
	Water in Fuel Sensor-81BQ-6068AFM85.....	294
	Water in Fuel Sensor-81BR-6068AFM85.....	296
	Water in Fuel Sensor-81BS-6068AFM85.....	298
	Water in Fuel Sensor-81BT-6068AFM85.....	300
	Water Pump Connection-5733-6068AFM85.....	238
	Water Pump Connection-5737-6068AFM85.....	240
	Water Pump Inlet-5733-6068AFM85.....	238
	Water Pump Inlet-5737-6068AFM85.....	240
	Water Pump Pulley-2001-6068AFM85.....	112
	Water Pump Repair Kit-8024-6068AFM85.....	290
	Water Pump, Sea-8024-6068AFM85.....	290
	Water Pump-4443-6068AFM85.....	200
	Wheel, 6749 Engine Sensors.....	278
	Wheel, Crankshaft-6749-6068AFM85.....	278
	Wiring Harness, Alternator-3127-6068AFM85.....	160
	Wiring Harness, Alternator-3140-6068AFM85.....	164
	Wiring Harness, Alternator-3141-6068AFM85.....	166
	Wiring Harness, Alternator-3148-6068AFM85.....	170
	Wiring Harness, Alternator-3149-6068AFM85.....	172
	Wiring Harness, Engine-8482-6068AFM85.....	304
	Wiring Harness, Engine-8483-6068AFM85.....	306
	Wiring Harness, Fuel Injection Pump-1679-6068AFM85.....	92
	Wiring Harness-3138-6068AFM85.....	162
	Wiring Harness-3142-6068AFM85.....	168
	Wiring Harness-97GX-6068AFM85.....	328
	Wiring Harness-97HR-6068AFM85.....	340
	Without Fuel Pump, Cover-3799-6068AFM85.....	184



Sectional Pictorial Index
Index d'illustrations par sections.
Gruppenbildindex
Indice illustrato delle sezioni
Índice de ilustraciones por secciones
Avsnittsbildregister

RGP16963 A.1

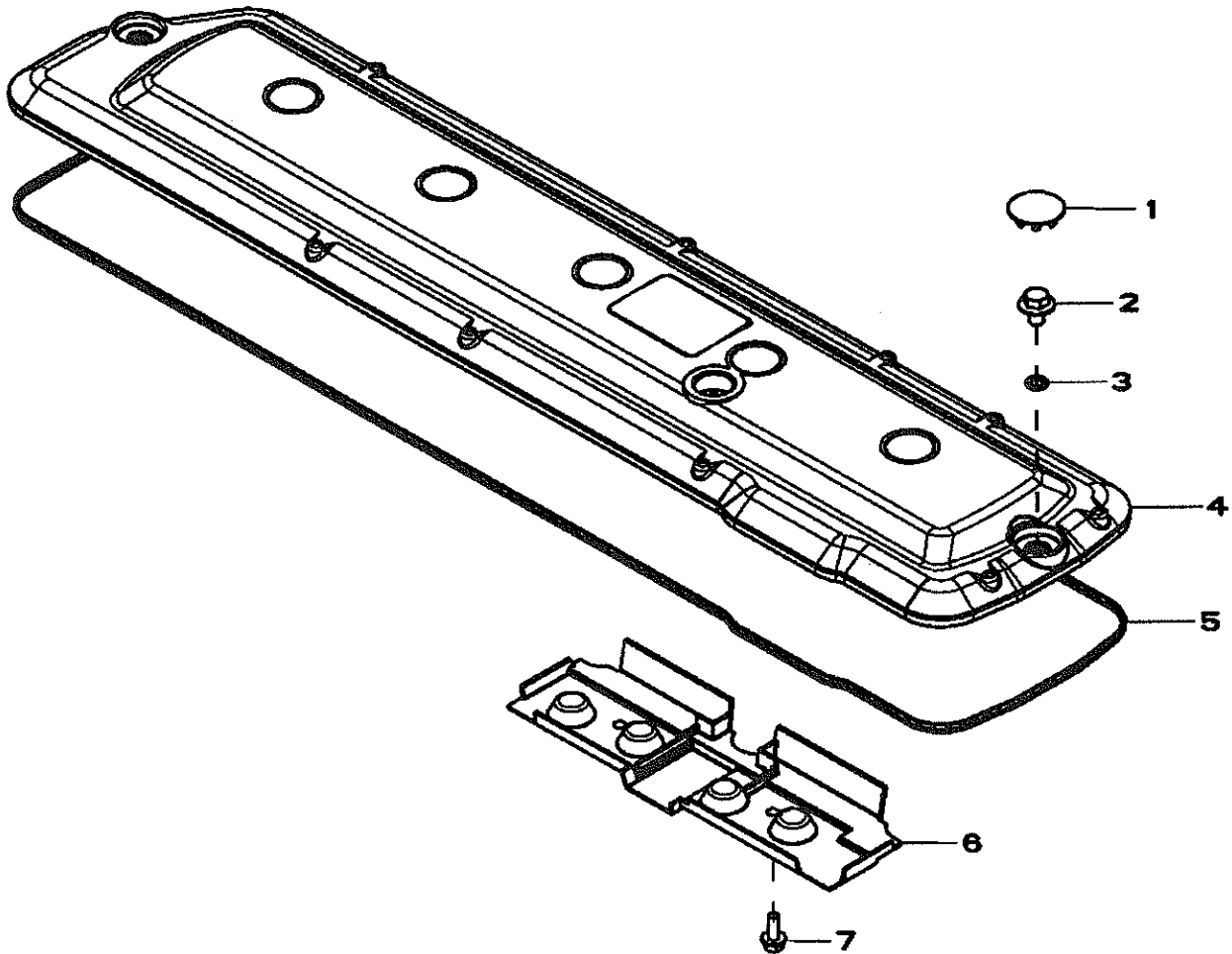
1136-	50
1137-	52
1138-	54
1144-	56
1145-	58
1146-	60



RGP16963

1136 Rocker Arm Cover
 1136 Cache-culbuteurs
 1136 Kipphebeldeckel
 1136 Coperchio bilancieri
 1136 Tapa de balancines
 1136 Vipparmslock

RE525183PCDC01 A.1

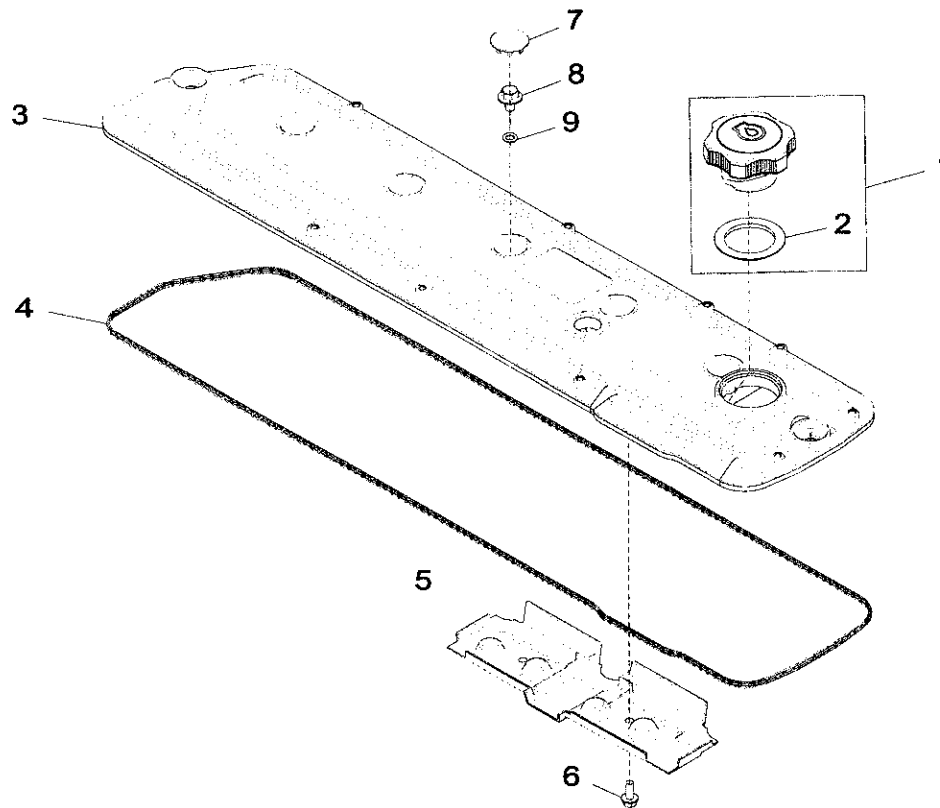


RE525183PCDC01

Key	Part No.	Part Name	Qty.	Engine Serial No.	Remarks
1	H23125	Plug	7		
2	R521390	Screw	7		
3	R123575	O-Ring	7		
4	R522198	Valve Cover	1		
5	R524497	Gasket	1		SUB FOR R504882
6	R515555	Deflector	1		
7	19M7775	Screw	2		M6 X 16
..	R521401	Medallion	AR		

1137 Rocker Arm Cover
 1137 Cache-culbuteurs
 1137 Kipphebeldeckel
 1137 Coperchio bilancieri
 1137 Tapa de balancines
 1137 Vipparmslock

1137_RE525184_PCD A.1

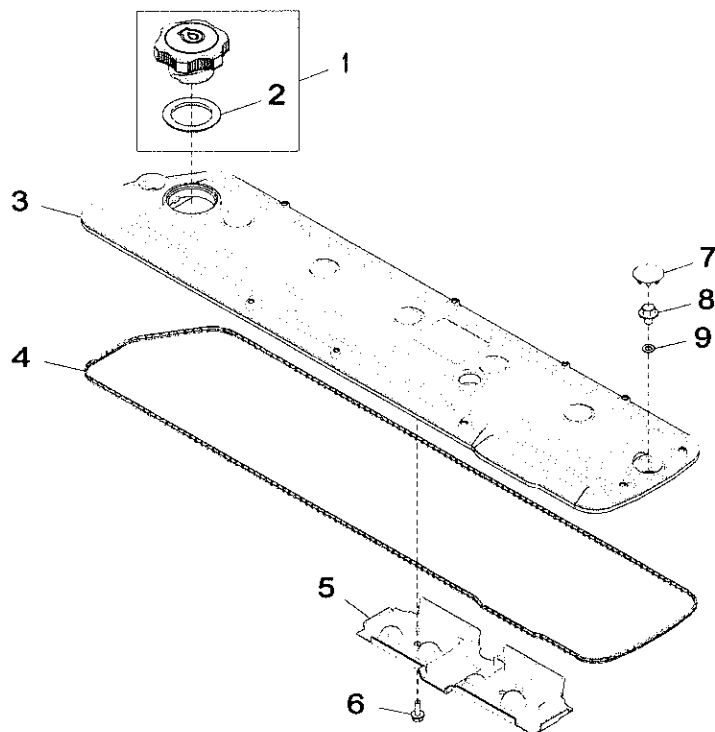


1137_RE525184_PCD

Key	Part No.	Part Name	Qty.	Engine Serial No.	Remarks
1	RE500005	Filler Cap	1		ORDER RE535560
	RE535560	Filler Cap	1		
2	R500001	Packing	1		ORDER R502902
	R502902	Packing	1		
3	R521470	Valve Cover	1		ORDER R522200
	R522200	Valve Cover	1		
4	R504882	Gasket	1		ORDER R524497
	R524497	Gasket	1		
5	R515555	Deflector	1		
6	19M7775	Screw	2		M6 X 16
7	H23125	Plug	7		
8	R521390	Screw	7		
9	R123575	O-Ring	7		

1138 Valve Cover
 1138 Cache-soupapes
 1138 Zylinderkopfhaube
 1138 Coperchio valvole
 1138 Tapa de válvulas
 1138 Ventillock

1138_RE525185_PCD A.1

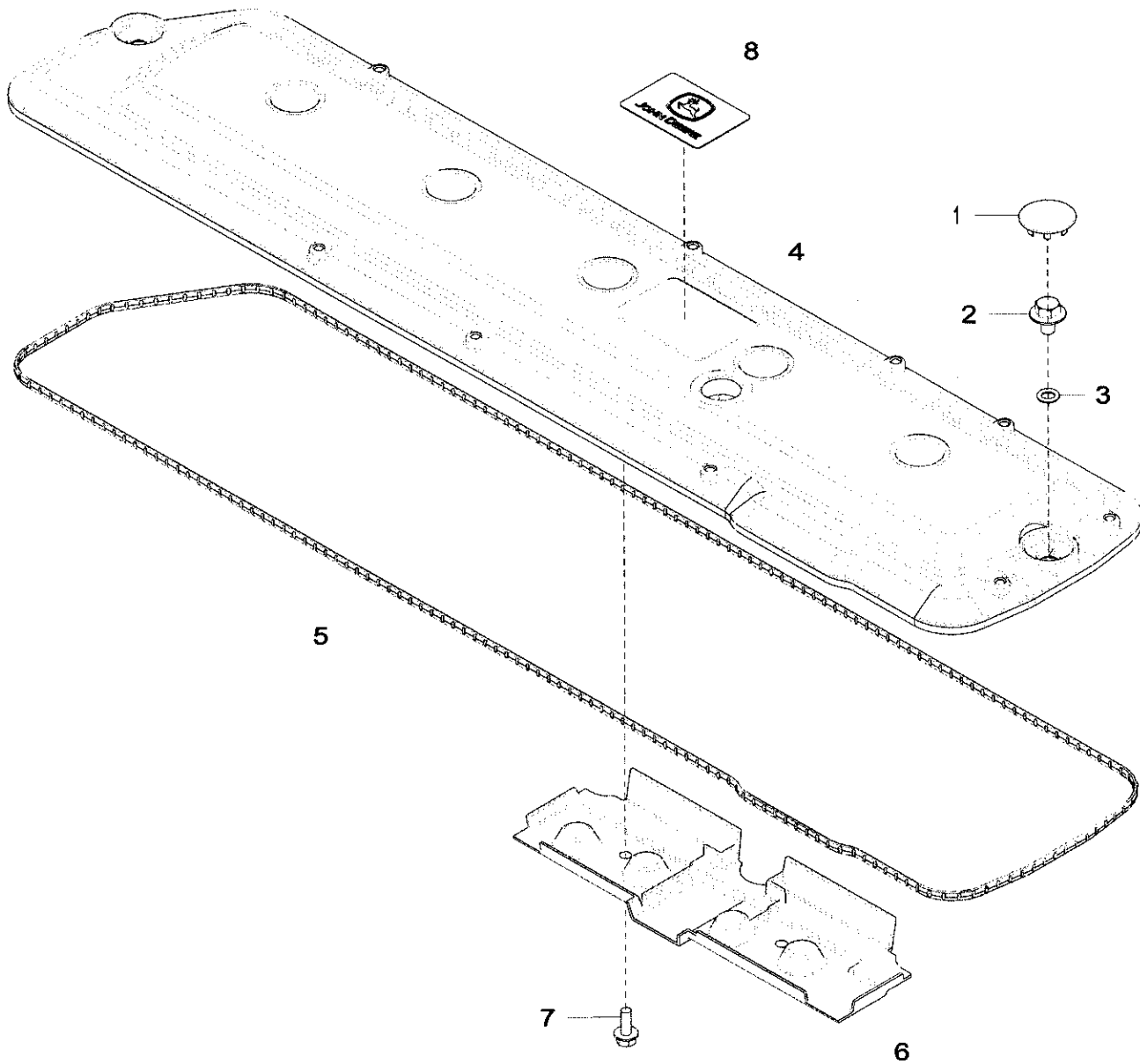


1138_RE525185_PCD

Key	Part No.	Part Name	Qty.	Engine Serial No.	Remarks
1	RE500005	Filler Cap	1		ORDER RE535560
2	RE535560	Filler Cap	1		
2	R502902	Packing	1		
3	R521469	Valve Cover	1		ORDER R522199
3	R522199	Valve Cover	1		
4	R504882	Gasket	1		ORDER R524497
4	R524497	Gasket	1		
5	R515555	Deflector	1		
6	19M7775	Screw	2		M6 X 16
7	H23125	Plug	7		
8	R521390	Screw	7		
9	R123575	O-Ring	7		

1144 Rocker Arm Cover
 1144 Cache-culbuteurs
 1144 Kipphebeldeckel
 1144 Coperchio bilancieri
 1144 Tapa de balancines
 1144 Vipparmslock

1144_RE527023_PCD A.1

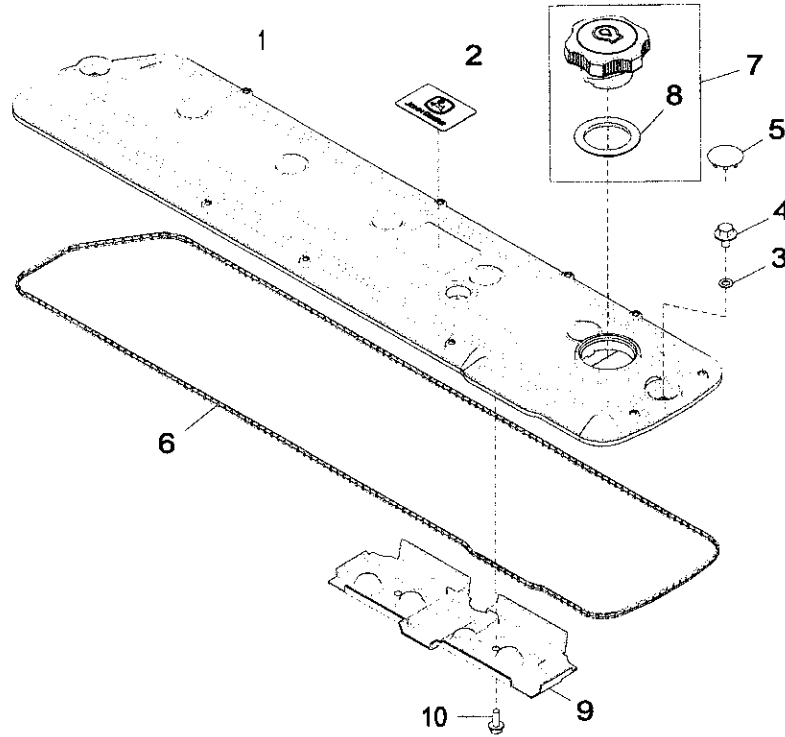


1144_RE527023_PCD

Key	Part No.	Part Name	Qty.	Engine Serial No.	Remarks
1	H23125	Plug	7		
2	R521390	Screw	7		
3	R123575	O-Ring	7		
4	R522198	Valve Cover	1		
5	R524497	Gasket	1		
6	R515555	Deflector	1		
7	19M7775	Screw	2		M6 X 16
8	R521401	Medallion	1		

1145 Rocker Arm Cover
 1145 Cache-culbuteurs
 1145 Kipphebeldeckel
 1145 Coperchio bilancieri
 1145 Tapa de balancines
 1145 Vipparmslock

1145_RE527024_PCD C.1

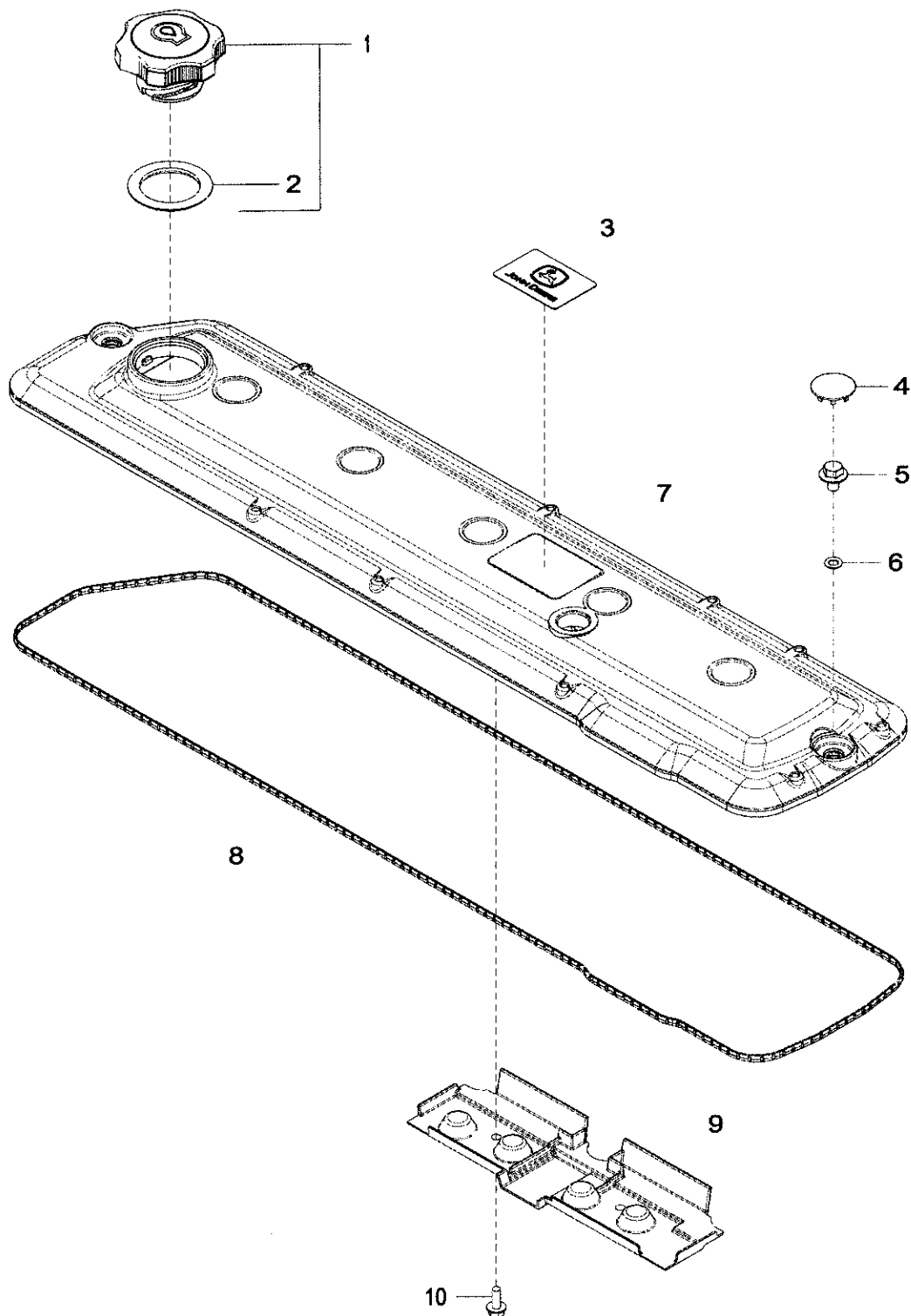


1145_RE527024_PCD

Key	Part No.	Part Name	Qty.	Engine Serial No.	Remarks
1	R521470	Valve Cover	1		ORDER R522200
	R522200	Valve Cover	1		
2	R521401	Medallion	1		
3	R123575	O-Ring	7		
4	R521390	Screw	7		
5	H23125	Plug	7		
6	R504882	Gasket	1		ORDER R524497
	R524497	Gasket	1		
7	RE500005	Filler Cap	1		ORDER RE535560
	RE535560	Filler Cap	1		
8	R502902	Packing	1		
9	R515555	Deflector	1		
10	19M7775	Screw	2		M6 X 16

1146 Rocker Arm Cover
 1146 Cache-culbuteurs
 1146 Kipphebeldeckel
 1146 Coperchio bilancieri
 1146 Tapa de balancines
 1146 Vipparmslock

1146_RE527025_PCD A.1



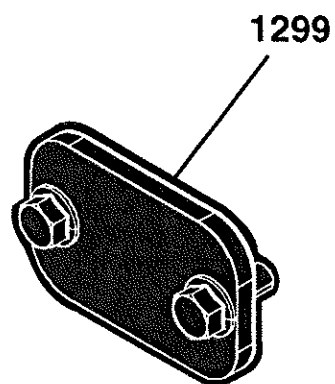
1146_RE527025_PCD

Key	Part No.	Part Name	Qty.	Engine Serial No.	Remarks
1	RE535560	Filler Cap	1		SUB FOR RE500005
2	R502902	Packing	1		SUB FOR R500001
3	R521401	Medallion	1		
4	H23125	Plug	7		
5	R521390	Screw	7		
6	R123575	O-Ring	7		
7	R522199	Valve Cover	1		SUB FOR R521469
8	R524497	Gasket	1		SUB FOR R504882
9	R515555	Deflector	1		SUB FOR R522488
10	19M7775	Screw	2		M6 X 16

Sectional Pictorial Index
Index d'illustrations par sections.
Gruppenbildindex
Indice illustrato delle sezioni
Índice de ilustraciones por secciones
Avsnittsbildregister

1299- 64

RGP16964 A.1



RGP16964

1299 Oil Filler Neck Cover
 1299 Couvercle de goulotte de remplissage d'huile
 1299 Deckel für Öleinfüllstutzen
 1299 Coperchio bocchettone rifornimento olio
 1299 Cubierta de cuello de llenado de aceite
 1299 Lock för påfyllningshals

1299_RE57761_PCD A.2



1299_RE57761_PCD

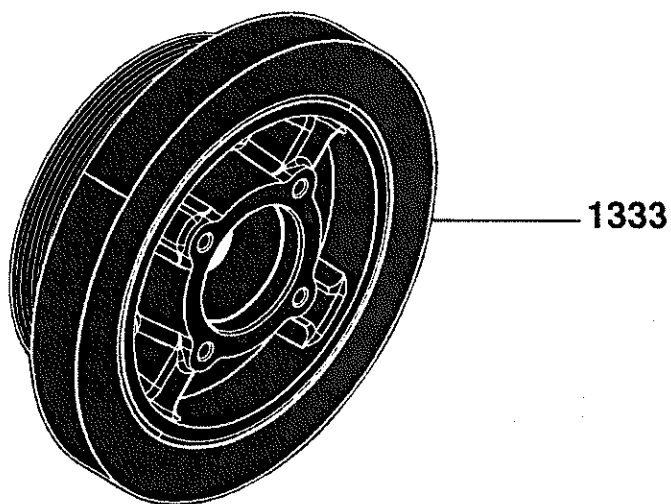
Key	Part No.	Part Name	Qty.	Engine Serial No.	Remarks
1	R116296	Cover	2		
2	RE67238	Screw	4		(A) M8 X 20
3	R136495	Gasket	2		

(A) Threads With Pre-Applied Sealant
 Filetages avec produit d'étanchéité préappliqué
 Gewinde mit voraufgetragenen Dichtmittel
 Filetti con sigillante preapplicato
 Roscas con pasta selladora preaplicada
 Gångor med redan applicerat tättningsmedel

Sectional Pictorial Index
Index d'illustrations par sections.
Gruppenbildindex
Indice illustrato delle sezioni
Indice de ilustraciones por secciones
Avsnittsbildregister

1333- 68

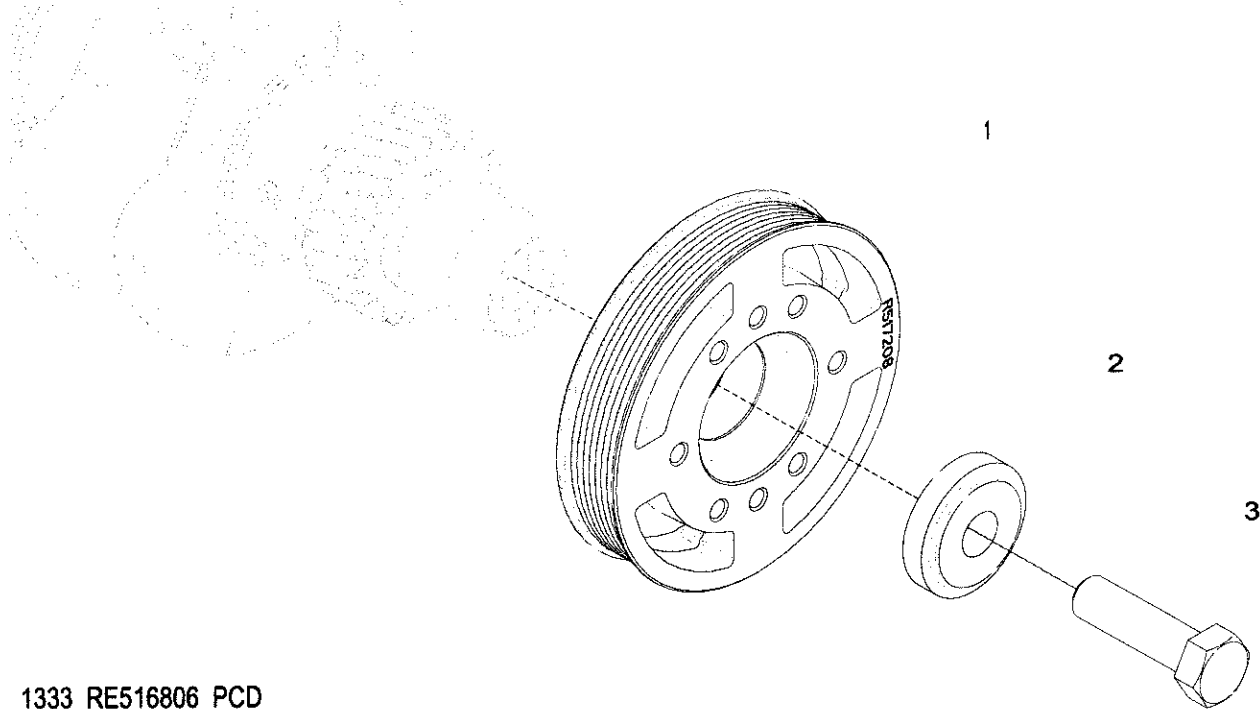
RGP16965 A.1



RGP16965

1333 Crankshaft Pulley
1333 Poulie du vilebrequin
1333 Kurbelwellen-Riemenscheibe
1333 Puleggia albero a gomiti
1333 Polea del cigüeñal
1333 Vevaxelns remskiva

1333_RE516806_PCD A.1



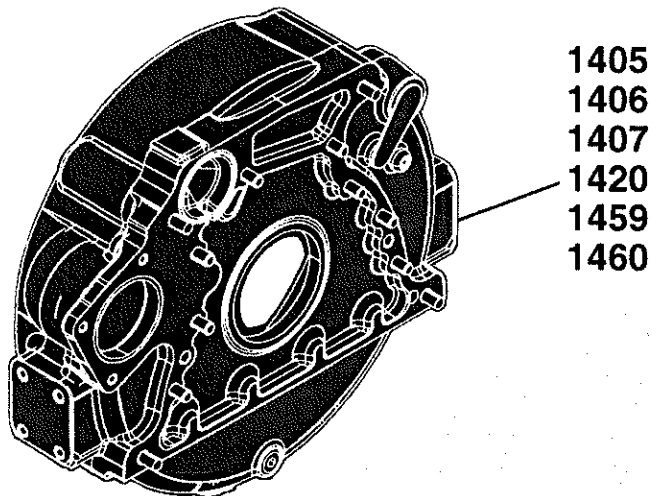
1333_RE516806_PCD

Key	Part No.	Part Name	Qty.	Engine Serial No.	Remarks
1	R545126	Pulley	1		SUB FOR R517208
2	R517237	Bushing	1		
3	R516648	Cap Screw	1		

Sectional Pictorial Index
 Index d'illustrations par sections.
 Gruppenbildindex
 Indice illustrato delle sezioni
 Índice de ilustraciones por secciones
 Avsnittsbildregister

RGP16966 A.1

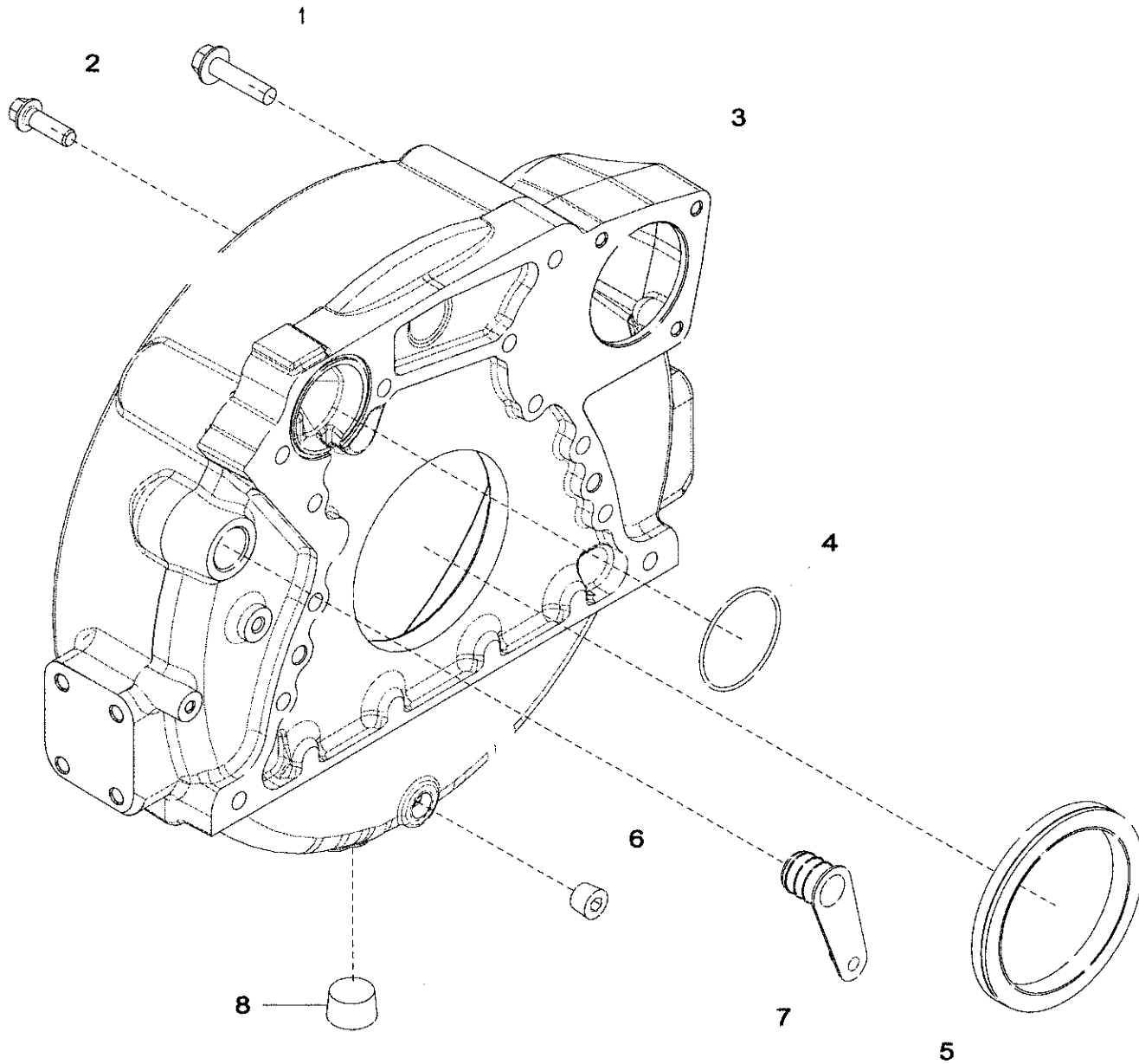
1405-	72
1406-	74
1407-	76
1420-	78
1459-	80
1460-	82



RGP16966

1405 Flywheel Housing
 1405 Carter de volant-moteur
 1405 Schwungradgehäuse
 1405 Campana volante
 1405 Caja de volante
 1405 Svänghjulskåpa

1405_RE59303_PCD B.1

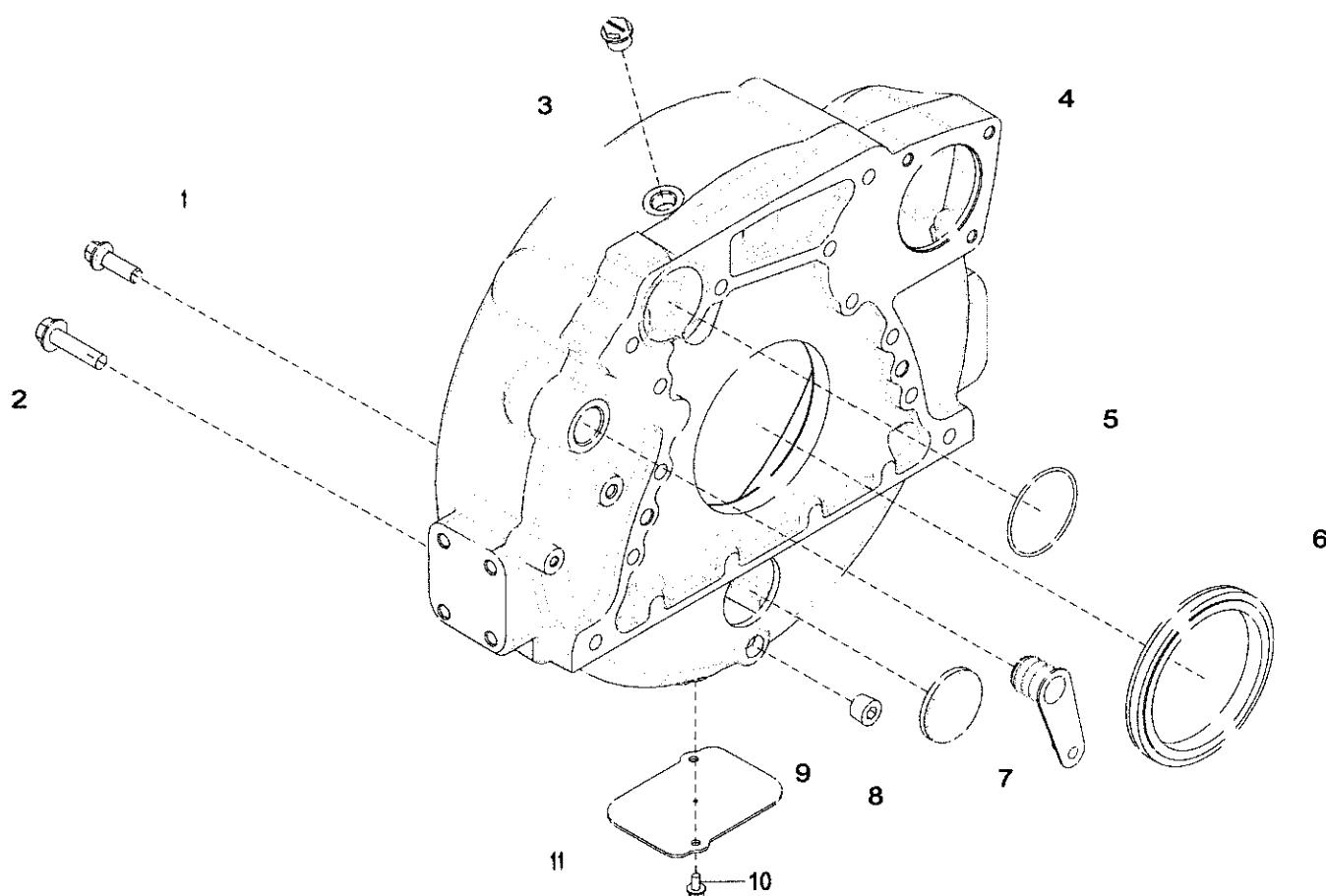


1405_RE59303_PCD

Key	Part No.	Part Name	Qty.	Engine Serial No.	Remarks
1	19M8306	Screw	4		M12 X 50
2	R135918	Bolt	8		
3	R503450	Housing	1		
4	R61467	O-Ring	1		
5	RE44574	Seal	1		
6	15H584	Pipe Plug	1		1/2"
7	R131769	Plug	1		
8	15H562	Pipe Plug	1		1"

1406 Flywheel Housing
 1406 Carter du volant-moteur
 1406 Schwungradgehäuse
 1406 Campana volante
 1406 Caja del volante del motor
 1406 Svänghjulskåpa

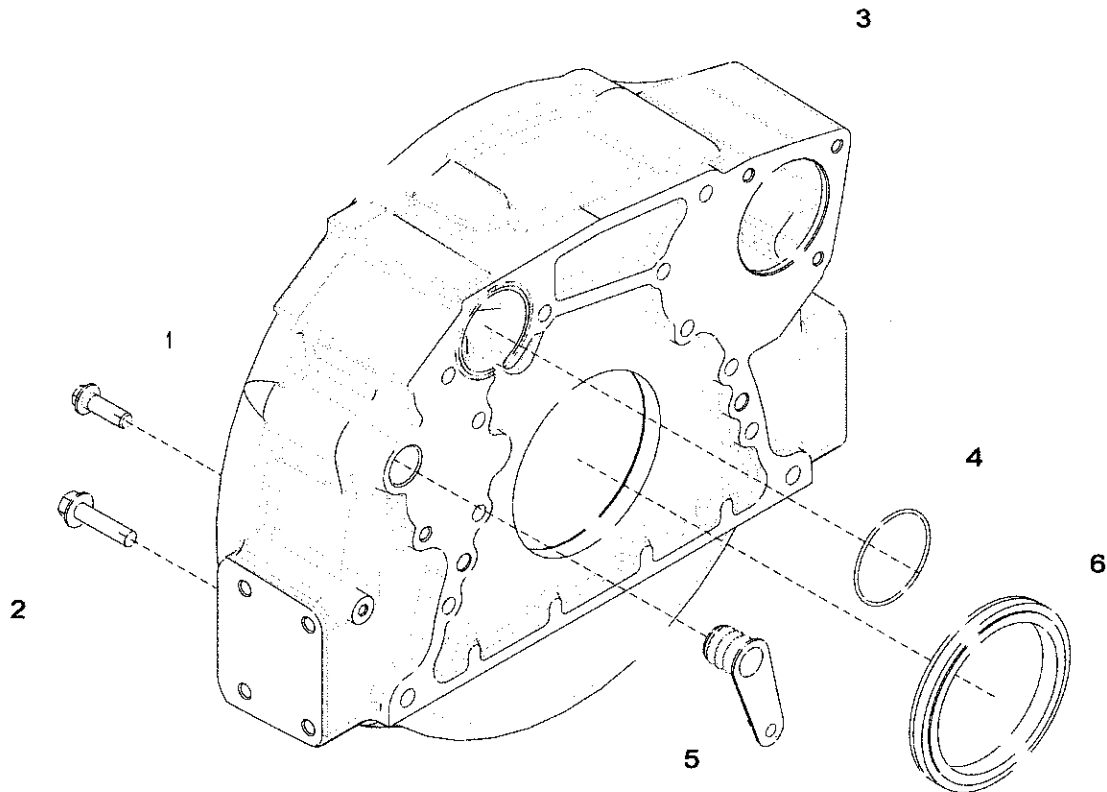
1406_RE59299_PCD A.1



1406_RE59299_PCD

Key	Part No.	Part Name	Qty.	Engine Serial No.	Remarks
1	R135918	Bolt	8		
2	19M8306	Screw	4		M12 X 50
3	AR106083	Plug	1		
4	R503451	Housing	1		SUB FOR R132006
5	R61467	O-Ring	1		
6	RE44574	Seal	1		
7	R131769	Plug	1		
8	T13518	Plug	1		
9	15H584	Pipe Plug	1		1/2"
10	19M7774	Screw	2		M6 X 12
11	R121039	Plate	1		

1407 Flywheel Housing
1407 Carter de volant-moteur
1407 Schwungradgehäuse
1407 Campana volano
1407 Caja de volante
1407 Svånghjulskåpa
1407_RE59441_PCD A.1

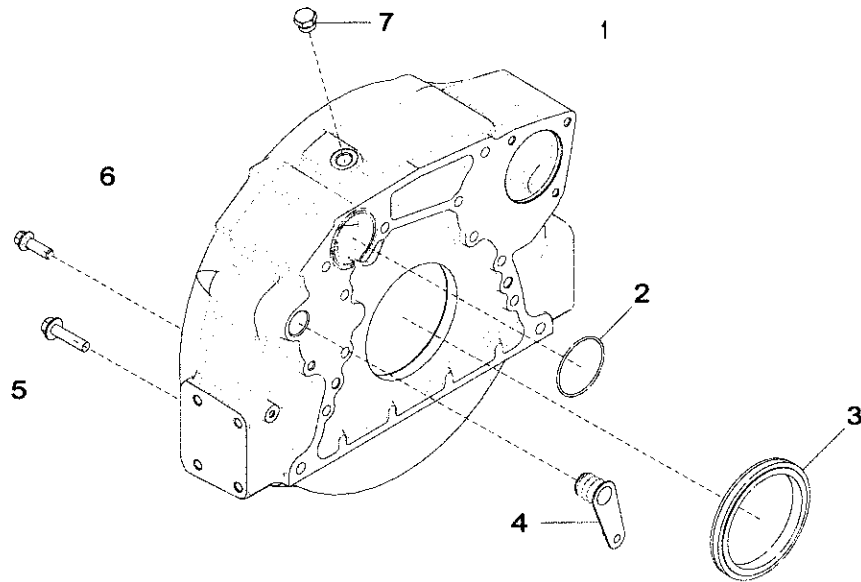


1407_RE59441_PCD

Key	Part No.	Part Name	Qty.	Engine Serial No.	Remarks
1	R135918	Bolt	8		
2	19M8306	Screw	4		M12 X 50
3	R503452	Housing	1		ALSO ORDER R61467
4	R61467	O-Ring	1		
5	R131769	Plug	1		
6	RF44574	Seal	1		

1420 Flywheel Housing
 1420 Carter de volant-moteur
 1420 Schwungradgehäuse
 1420 Campana volante
 1420 Caja de volante
 1420 Svänghjulskåpa

1420_RE500194_PCD A.1

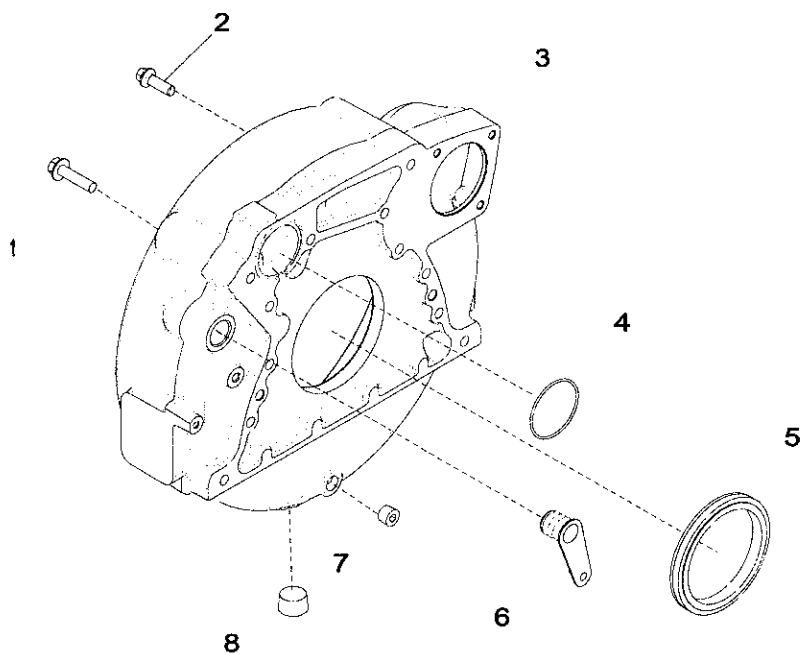


1420_RE500194_PCD

Key	Part No.	Part Name	Qty.	Engine Serial No.	Remarks
1	R503453	Housing	1		
2	R61467	O-Ring	1		
3	RE44574	Seal	1		
4	R131769	Plug	1		
5	19M8306	Screw	4		M12 X 50
6	R135918	Bolt	8		
7	R39112	Fitting	1		

1459 Flywheel Housing
1459 Carter du volant-moteur
1459 Schwungradgehäuse
1459 Campana volano
1459 Caja del volante del motor
1459 Svänghjulskåpa

1459_RE518278_PCD A.1

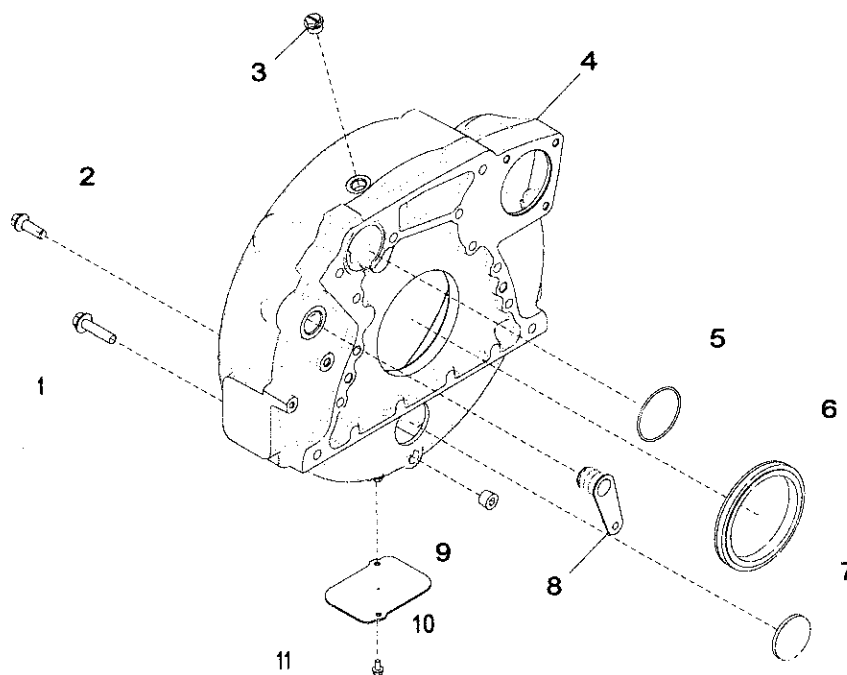


1459_RE518278_PCD

Key	Part No.	Part Name	Qty.	Engine Serial No.	Remarks
1	19M8306	Screw	4		M12 X 50
2	R135918	Bolt	8		
3	R516531	Housing	1		
4	R61467	O-Ring	1		
5	RE44574	Seal	1		
6	R131769	Plug	1		
7	15H584	Pipe Plug	1		1/2"
8	15H562	Pipe Plug	1		1"

1460 Flywheel Housing
 1460 Carter du volant-moteur
 1460 Schwungradgehäuse
 1460 Campana volante
 1460 Caja del volante del motor
 1460 Svänghjulskåpa

1460_RE518405_PCD A.1



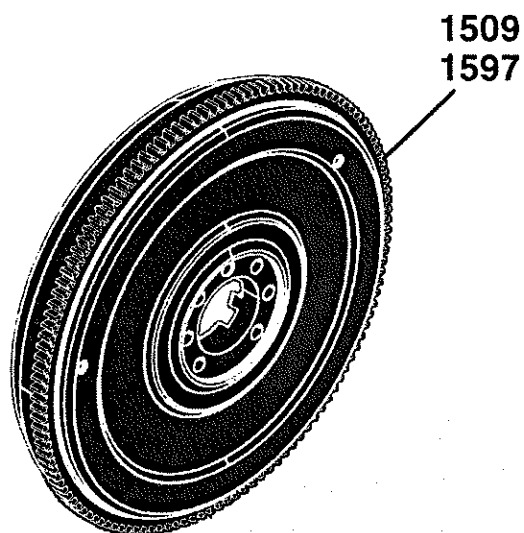
1460_RE518405_PCD

Key	Part No.	Part Name	Qty.	Engine Serial No.	Remarks
1	19M8306	Screw	4		M12 X 50
2	R135918	Bolt	8		
3	AR106083	Plug	1		
4	R516889	Housing	1		
5	R61467	O-Ring	1		
6	RE44574	Seal	1		
7	T13518	Plug	1		
8	R131769	Plug	1		
9	15H584	Pipe Plug	1		1/2"
10	19M7774	Screw	2		M6 X 12
11	R121039	Plate	1		

Sectional Pictorial Index
Index d'illustrations par sections.
Gruppenbildindex
Indice illustrato delle sezioni
Índice de ilustraciones por secciones
Avsnittsbildregister

1509-	86
1597-	88

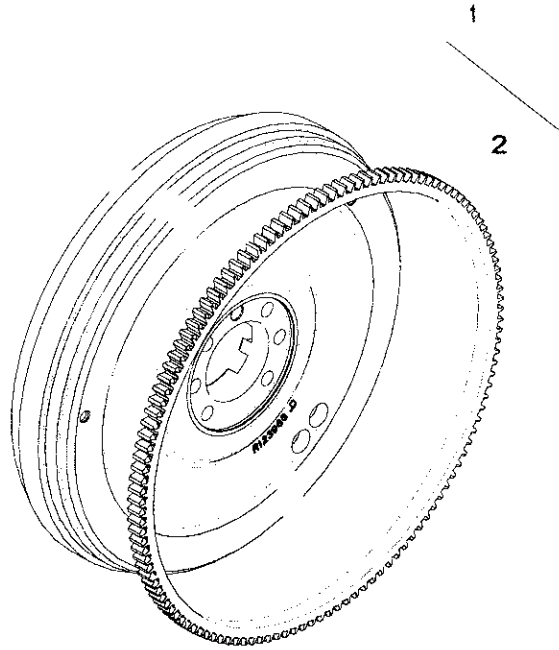
RGP16967 A.1



RGP16967

1509 Flywheel
1509 Volant-moteur
1509 Schwungrad
1509 Volano
1509 Volante de motor
1509 Svänghjul

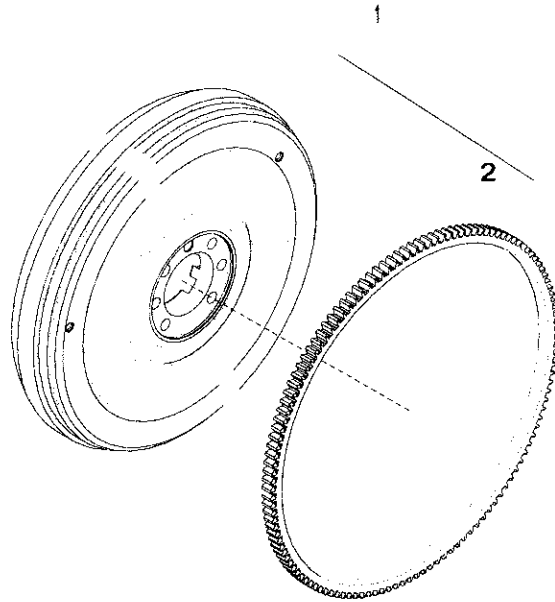
1509_RE59289_PCD A.3



1509_RE59289_PCD

Key	Part No.	Part Name	Qty.	Engine Serial No.	Remarks
1	RE500516	Flywheel	1		MARKED R123966
2	R28811	Ring Gear	1		Z = 129

1597 Flywheel
1597 Volant-moteur
1597 Schwungrad
1597 Volano
1597 Volante de motor
1597 Svänghjul
1597_RE529611_PCD A.1



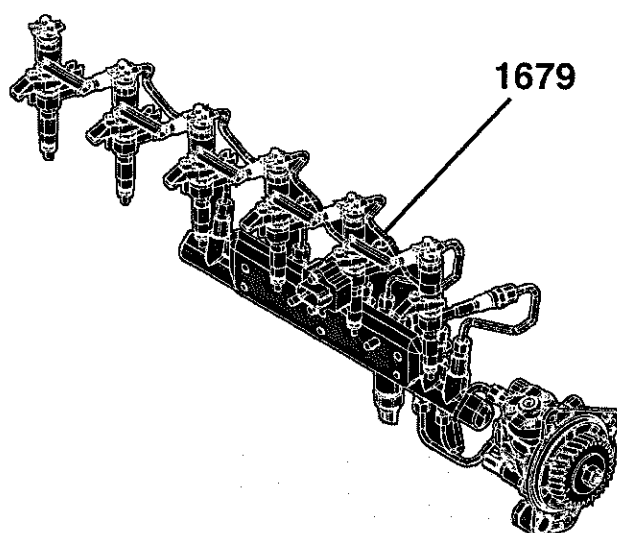
1597_RE529611_PCD

Key	Part No.	Part Name	Qty.	Engine Serial No.	Remarks
1	RE529610	Flywheel	1		
2	R28811	Ring Gear	1		

Sectional Pictorial Index
Index d'illustrations par sections.
Gruppenbildindex
Indice illustrato delle sezioni
Índice de ilustraciones por secciones
Avsnittsbildregister

1679- 92

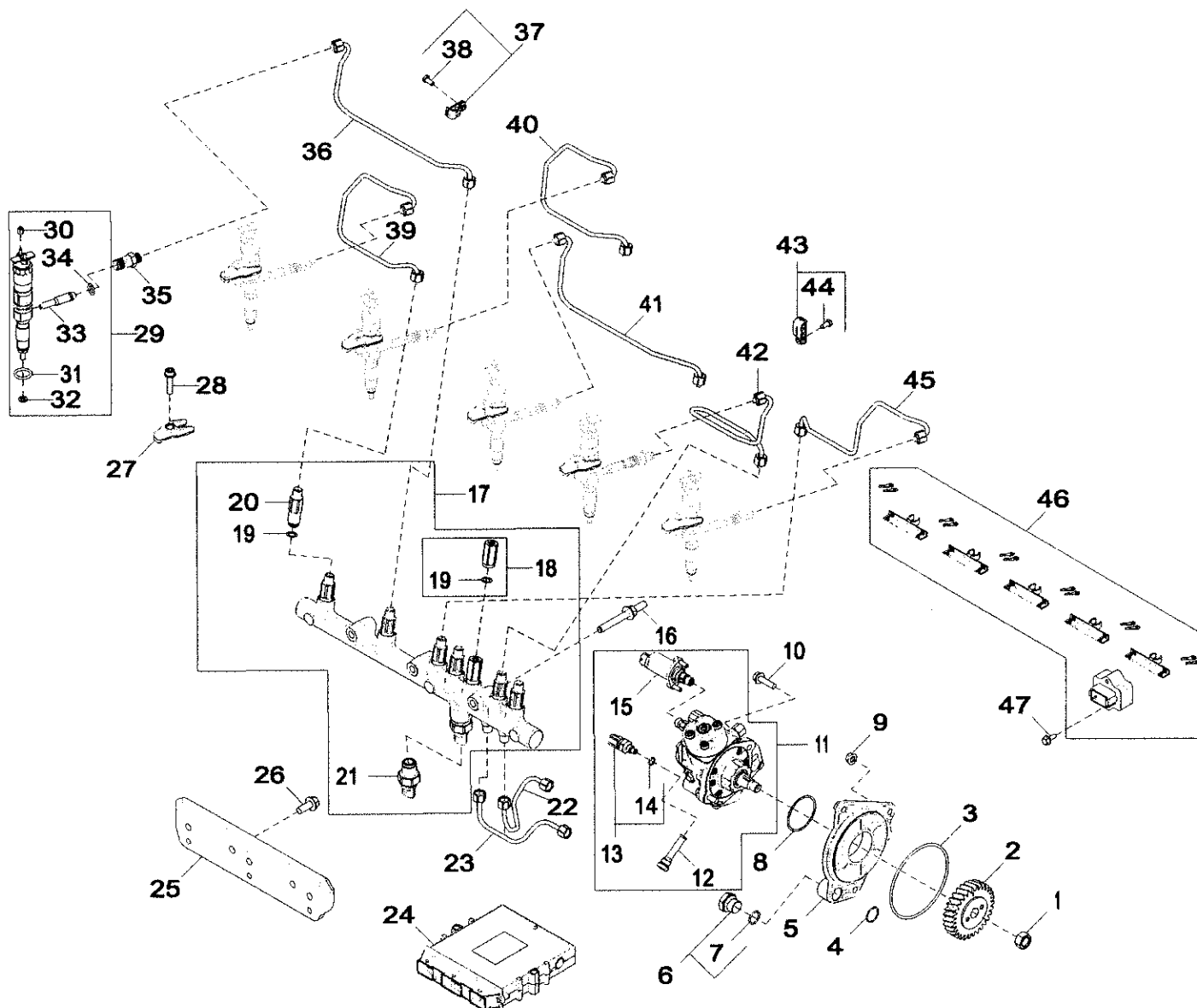
RGP16968 A.1



RGP16968

1679 Fuel Injection Pump
 1679 Pompe d'injection
 1679 Kraftstoffeinspritzpumpe
 1679 Pompa di iniezione
 1679 Bomba de inyección de combustible
 1679 Bränsleinsprutningspump

1679_RE540213_PCD 8.2



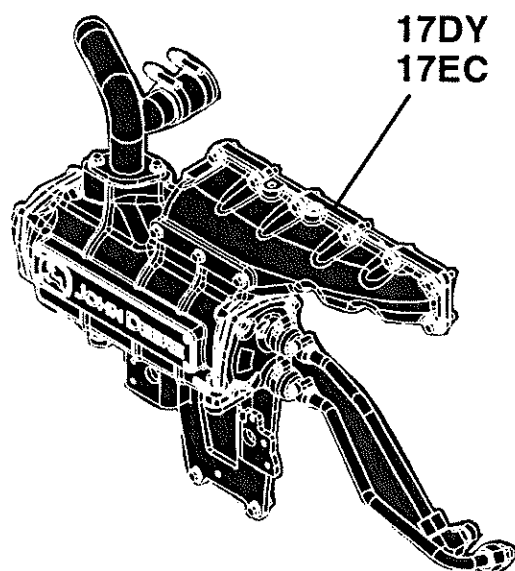
1679_RE540213_PCD

Key	Part No.	Part Name	Qty.	Engine Serial No.	Remarks
1	R91360	Nut	1		
2	R502541	Gear	1		
3	R55453	O-Ring	1		
4	R116031	O-Ring	1		
5	R504577	Adapter Fitting	1		
6	RE517370	Fitting	1		
7	51M7044	O-Ring	1		17.300 X 2.200 mm
8	R516125	O-Ring	1		
9	14M7298	Flange Nut	3		M8
10	19M7868	Screw	2		M8 X 30
11	RE507959	Fuel Injection Pump	1		SUB FOR RE527528
	SE501915	Fuel Injection Pump Reman	1		REMAN FOR RE507959
	SE501916	Fuel Injection Pump Reman	1		REMAN FOR RE527528
12	RE516999	Screen	1		
13	RE516336	Fuel Temperature Sensor	1		
14	R524234	O-Ring	1		
15	RE530337	Control Valve	1		
16	R529168	Stud	3		
17	RE522596	Rail	1		
18	RE516335	Pressure Relief Valve	1		
19	R515454	Shim	7		
20	RE515636	Restrictor	6		
21	RE520930	Sensor	1		
22	RE544262	Fuel Line	1		SUB FOR RE527054
23	RE544263	Fuel Line	1		SUB FOR RE527055
24	RE531808	Electronic Control Unit	1		
25	R521530	Bracket	1		
26	19M7785	Screw	2		M10 X 25
27	R522417	Clamp	6		SUB FOR APPL R518345; USE WITH RE528096
28	RE528096	Screw With Washer	6		SUB FOR APPL R504781; USE WITH R522417
29	RE533454	Injection Nozzle	6		ORDER DZ100218
	SE501934	Injection Nozzle Reman	AR		REMAN FOR RE533454
	DZ100218	Nozzle Kit	6		SUB FOR RE533454 AND RE546780
30	R134920	Nut	2		
31	R505452	O-Ring	1		
32	R131051	Washer	1		
33	RE522594	Tube	1		
34	R65397	O-Ring	1		
35	R515044	Fitting	1		ALSO ORDER R65397
36	RE529404	Fuel Line	1		
37	RE19797	Clamp	5		
38	19M6614	Cap Screw	1		M6 X 12
39	RE529403	Fuel Line	1		
40	RE529401	Fuel Line	1		
41	RE529402	Fuel Line	1		
42	RE529399	Fuel Line	1		
43	RE20901	Clamp	1		
44	19M8560	Cap Screw	1		M6 X 12
45	RE529398	Fuel Line	1		
46	RE509093	Wiring Harness	1		
47	19M7775	Screw	2		M6 X 16

Sectional Pictorial Index
Index d'illustrations par sections.
Gruppenbildindex
Indice illustrato delle sezioni
Índice de ilustraciones por secciones
Avsnittsbildregister

RGP16969 A.1

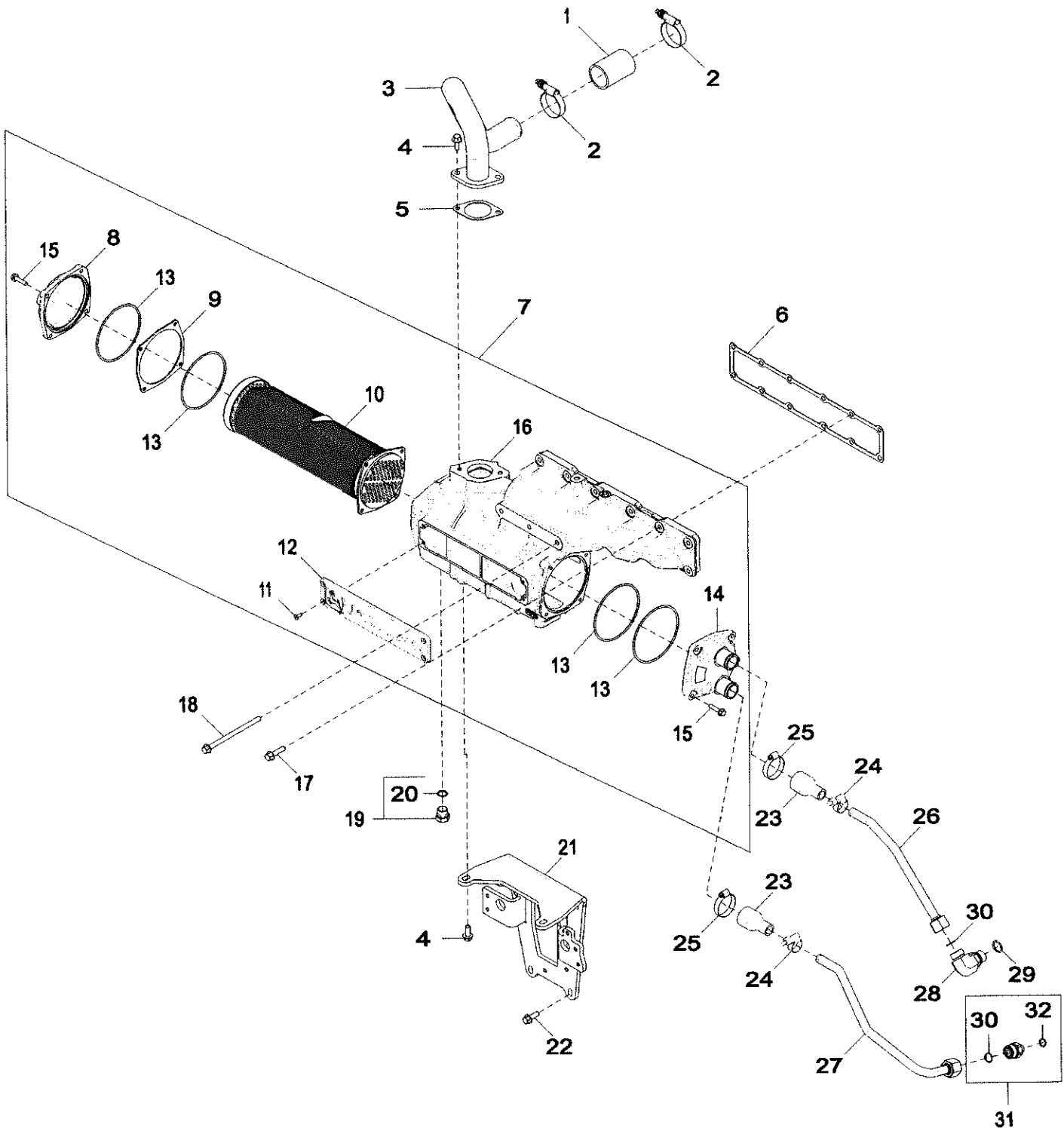
17DY-	96
17EC-	98



RGP16969

17DY Air Intake
 17DY Admission d'air
 17DY Luftansaugung
 17DY Presa d'aria
 17DY Admisión de aire
 17DY Luftintag

17DY_RE545190_PCD C.1



17DY_RE545190_PCD

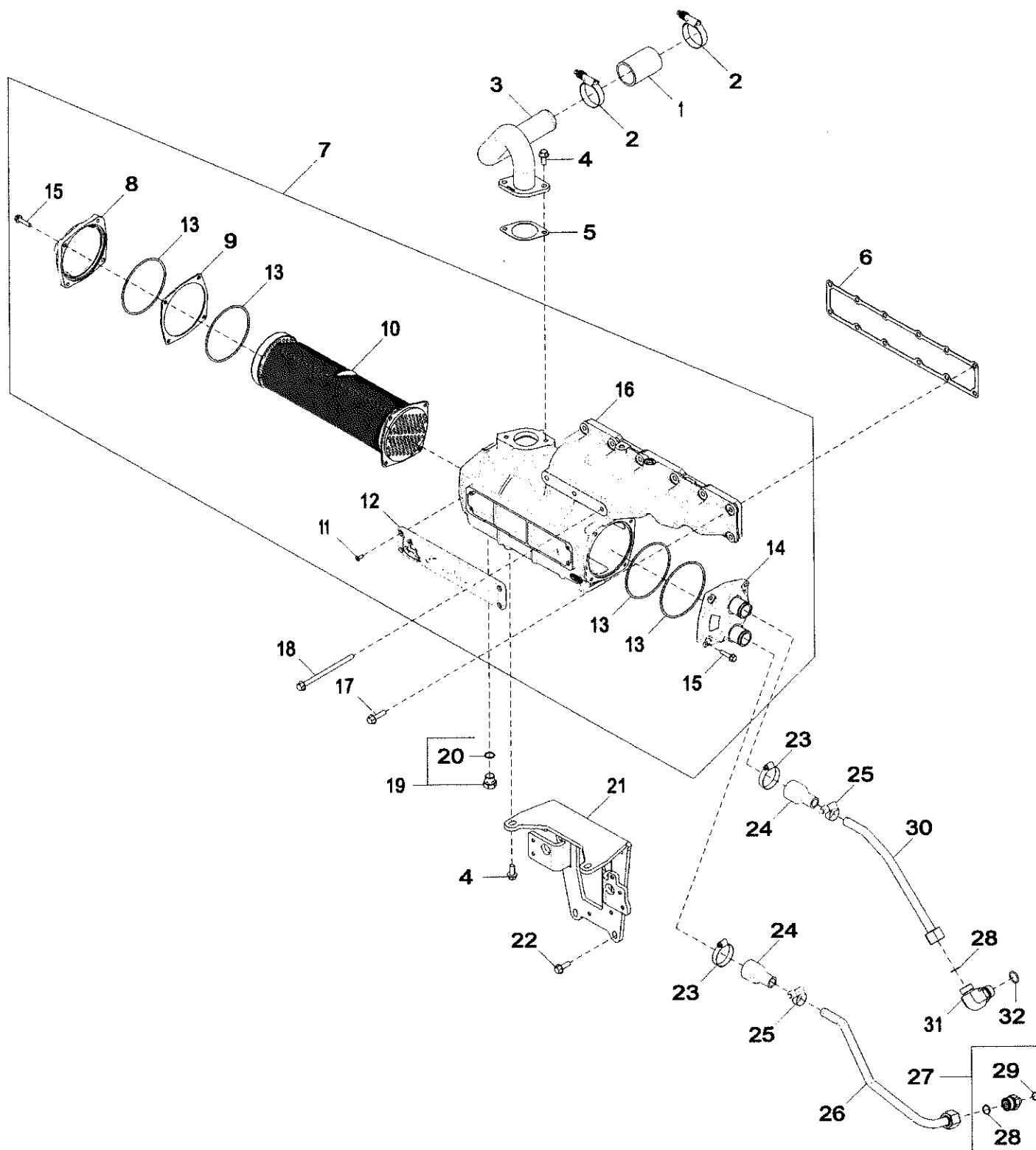
Key	Part No.	Part Name	Qty.	Engine Serial No.	Remarks
1	R539585	Hose	1		
2	RE67208	Clamp	2		
3	RE545180	Air Flow Tube	1		
4	19M7785	Screw	4		M10 X 25
5	R504009	Gasket	1		
6	R515030	Gasket	1		
7	RE544820	Aftercooler	1		
8	R531574	Cover	1		
9	R530638	Plate	1		
10	RE543229	Core	1		
11	19M8826	Screw	4		M6 X 16
12	R531799	Plate	1		
13	R530637	O-Ring	4		
14	R531573	Adapter	1		
15	19M8291	Screw	8		M8 X 35
16	R530642	Housing	1		
17	19M7804	Screw	9		M10 X 40
18	19M9017	Screw	3		M10 X 165
19	RE46687	Drain Plug	1		
20	51M7045	O-Ring	1		19.300 X 2.200 mm
21	DZ101137	Bracket	1		SUB FOR RE554763
22	19M7786	Screw	2		M10 X 30
23	R531705	Hose	2		
24	R524513	Hose Clamp	2		
25	AR21840	Hose Clamp	2		
26	RE556053	Line	1		(A)
27	RE546094	Line	1		(B)
28	38H5019	Elbow Fitting	1		
29	51M7047	O-Ring	1		23.600 X 2.900 mm
30	T77858	O-Ring	2		
31	RE564244	Adapter Fitting	1		
32	51M7043	O-Ring	1		15.300 X 2.200 mm

(A) Aftercooler Coolant Supply Line
 Conduite d'alimentation en liquide de refroidissement du
 refroidisseur d'air de suralimentation
 Ladeluftkühler-Kühlmittelversorgungsleitung
 Tubo di mandata del liquido di raffreddamento postraffreddatore aria
 Tubería de suministro de refrigerante del enfriador del aire de carga
 Efterkylarens kylvätskeförsörjningsledning

(B) Aftercooler Coolant Return Line
 Conduite de retour de liquide de refroidissement du refroidisseur
 d'air de suralimentation
 Ladeluftkühler-Kühlmittelrücklaufleitung
 Tubo di ritorno del liquido di raffreddamento postraffreddatore aria
 Tubería de retorno de refrigerante del enfriador del aire de carga
 Efterkylarens kylvätskereturlledning

17EC Air Intake
 17EC Admission d'air
 17EC Luftansaugung
 17EC Presa d'aria
 17EC Admisión de aire
 17EC Luftintag

17EC_RE547991_PCD B.1



17EC_RE547991_PCD

Key	Part No.	Part Name	Qty.	Engine Serial No.	Remarks
1	R539585	Hose	1		
2	RE67208	Clamp	2		
3	RE546052	Air Flow Tube	1		
4	19M7785	Screw	4		M10 X 25
5	R504009	Gasket	1		
6	R515030	Gasket	1		
7	RE544820	Aftercooler	1		
8	R531574	Cover	1		
9	R530638	Plate	1		
10	RE543229	Core	1		
11	19M8826	Screw	4		M6 X 16
12	R531799	Plate	1		
13	R530637	O-Ring	4		
14	R531573	Adapter	1		
15	19M8291	Screw	8		M8 X 35
16	R530642	Housing	1		
17	19M7804	Screw	9		M10 X 40
18	19M9017	Screw	3		M10 X 165
19	RE46687	Drain Plug	1		
20	51M7045	O-Ring	1		19.300 X 2.200 mm
21	DZ101137	Bracket	1		SUB FOR RE554763
22	19M7786	Screw	2		M10 X 30
23	AR21840	Hose Clamp	2		
24	R531705	Hose	2		
25	R524513	Hose Clamp	2		
26	RE546094	Line	1		(A)
27	RE564244	Adapter Fitting	1		
28	T77858	O-Ring	2		
29	51M7043	O-Ring	1		15.300 X 2.200 mm
30	RE556053	Line	1		(B)
31	38H5019	Elbow Fitting	1		
32	51M7047	O-Ring	1		23.600 X 2.900 mm

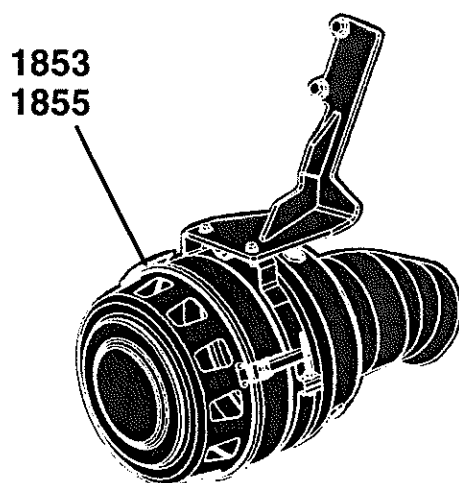
(A) Aftercooler Coolant Return Line
 Conduite de retour de liquide de refroidissement du refroidisseur
 d'air de suralimentation
 Ladeluftkühler-Kühlmitteleücklaufleitung
 Tubo di ritorno del liquido di raffreddamento postraffreddatore aria
 Tubería de retorno de refrigerante del enfriador del aire de carga
 Efterkylarens kylvätskereturledning

(B) Aftercooler Coolant Supply Line
 Conduite d'alimentation en liquide de refroidissement du
 refroidisseur d'air de suralimentation
 Ladeluftkühler-Kühlmittelversorgungsleitung
 Tubo di mandata del liquido di raffreddamento postraffreddatore aria
 Tubería de suministro de refrigerante del enfriador del aire de carga
 Efterkylarens kylvätskeförsörjningsledning

Sectional Pictorial Index
Index d'illustrations par sections.
Gruppenbildindex
Indice illustrato delle sezioni
Indice de ilustraciones por secciones
Avsnittsbildregister

1853-	102
1855-	104

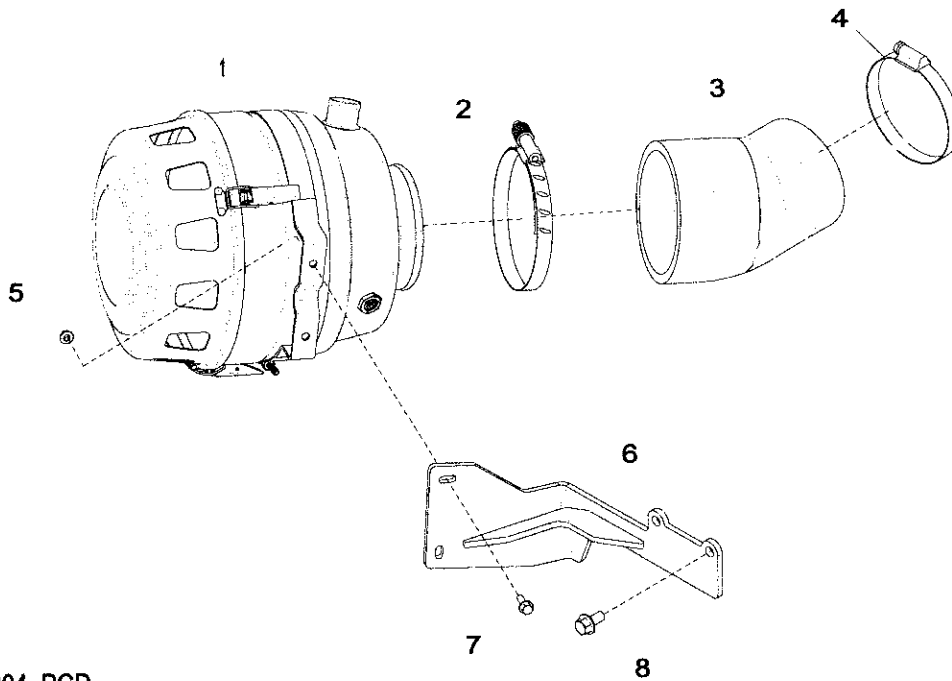
RGP16970 A.1



RGP16970

1853 Air Cleaner
 1853 Filtre à air
 1853 Luftfilter
 1853 Filtro dell'aria
 1853 Filtro de aire
 1853 Luftrenare

1853_RE546804_PCD B.1



1853_RE546804_PCD

Key	Part No.	Part Name	Qty.	Engine Serial No.	Remarks
1	RE527919	Air Cleaner	1		(B)
2	RE527920	Air Cleaner	1		(A) (C)
	RE67747	Clamp	1		
3	R530501	Hose	1		
4	RE67746	Hose Clamp	1		
5	14M7303	Flange Nut	2		M6
6	RE544516	Bracket	1		
7	19M7862	Screw	2		M6 X 20
8	19M7784	Screw	2		M10 X 20

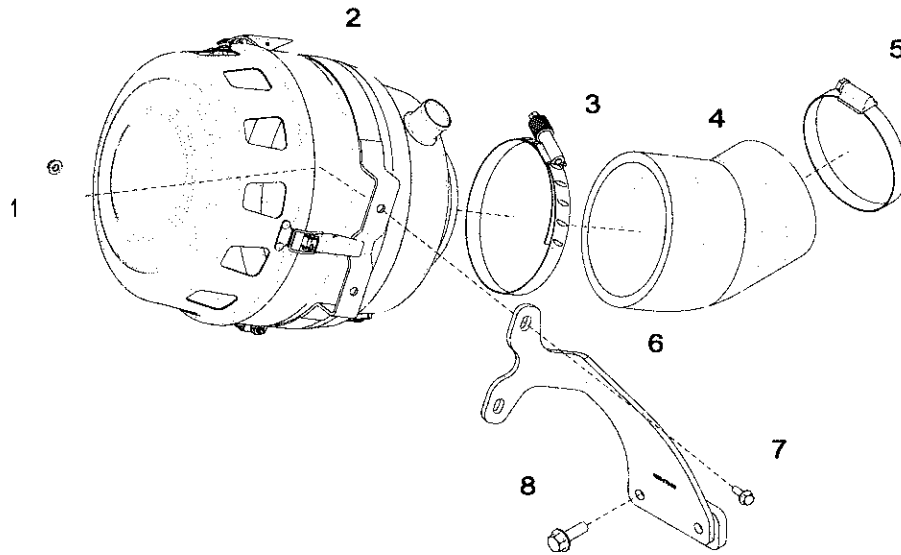
(A) Not Illustrated
Non illustré
Nicht abgebildet
Non in figura
No se ilustra
Visas ej på bilden

(B) Assembly
Ensemble
Baugruppe
Assemblaggio
Conjunto
Hopsättning

(C) Filter Element
Élément filtrant
Filtereinsatz
Cartuccia
Filtro
Filterelement

1855 Air Cleaner
 1855 Filtre à air
 1855 Luftfilter
 1855 Filtro dell'aria
 1855 Filtro de aire
 1855 Luftrenare

1855_RE547988_PCD A.1



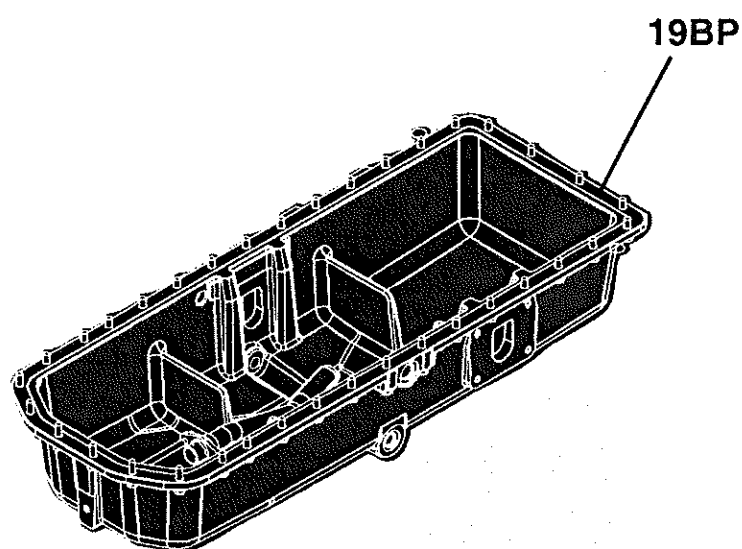
1855_RE547988_PCD

Key	Part No.	Part Name	Qty.	Engine Serial No.	Remarks
1	14M7303	Flange Nut	2		
2	RE527919	Air Cleaner	1		M6
	RE527920	Air Cleaner	1		(B)
3	RE67747	Clamp	1		(A) (C)
4	R530501	Hose	1		
5	RE67746	Hose Clamp	1		
6	RE547845	Bracket	1		
7	19M7862	Screw	2		M6 X 20
8	19M7786	Screw	2		M10 X 30
<div> <div>(A) Not Illustrated Non illustré Nicht abgebildet Non in figura No se ilustra Visas ej på bilden</div> <div>(B) Assembly Ensemble Baugruppe Assemblaggio Conjunto Hopsättning</div> <div>(C) Filter Element Élément filtrant Filtereinsatz Cartuccia Filtro Filterelement</div> </div>					

Sectional Pictorial Index
Index d'illustrations par sections.
Gruppenbildindex
Indice illustrato delle sezioni
Índice de ilustraciones por secciones
Avsnittsbildregister

19BP- 108

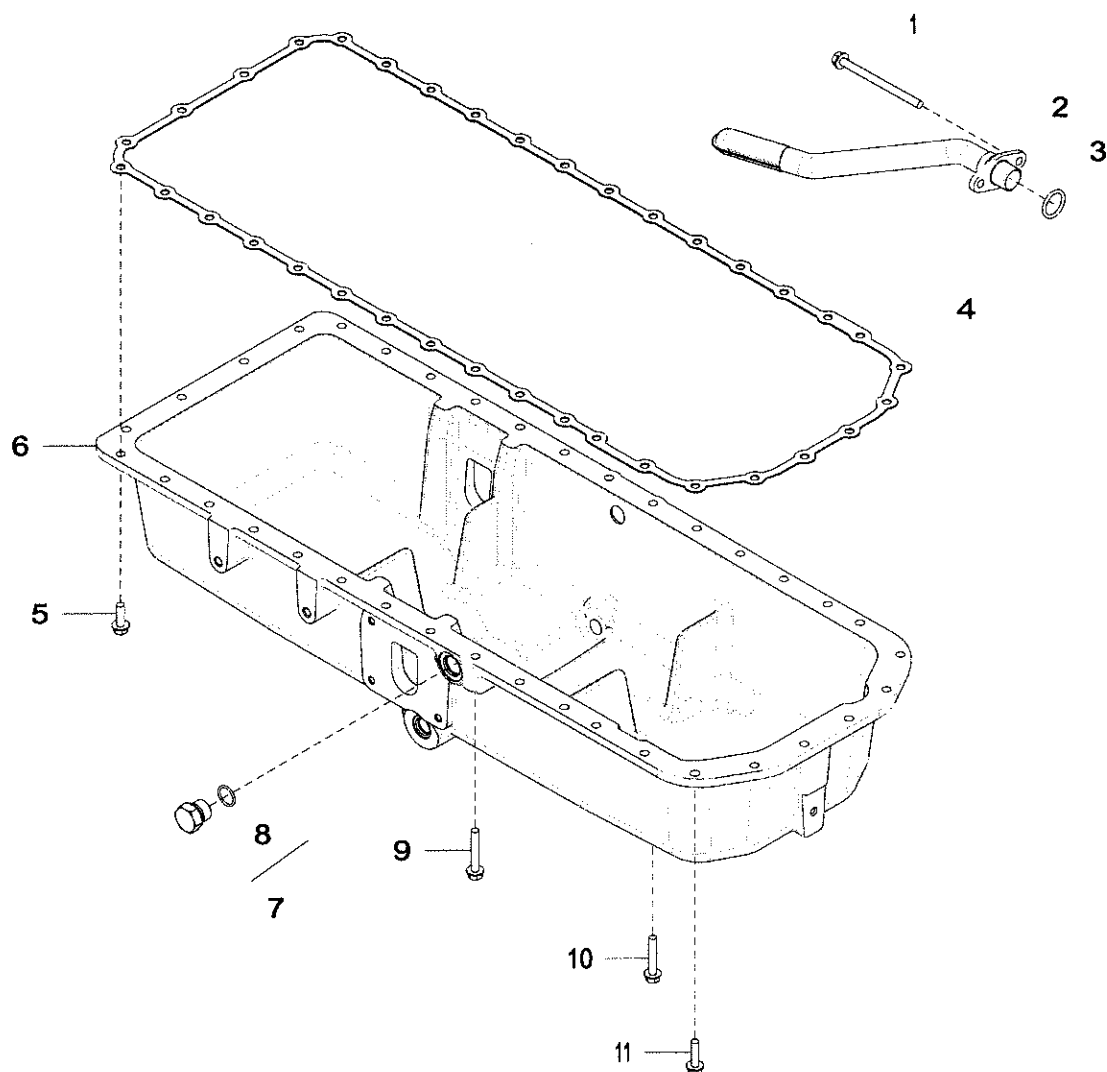
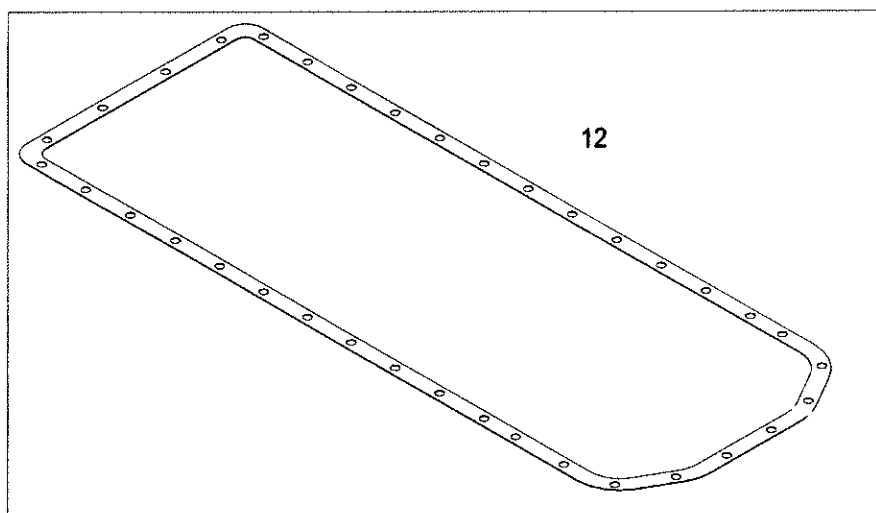
RGP16971 A.1



RGP16971

19BP Oil Pan
 19BP Carter d'huile
 19BP Ölwanne
 19BP Coppa olio
 19BP Cáster de aceite
 19BP Oljetråg

19BP_RE535904_PCD B.1



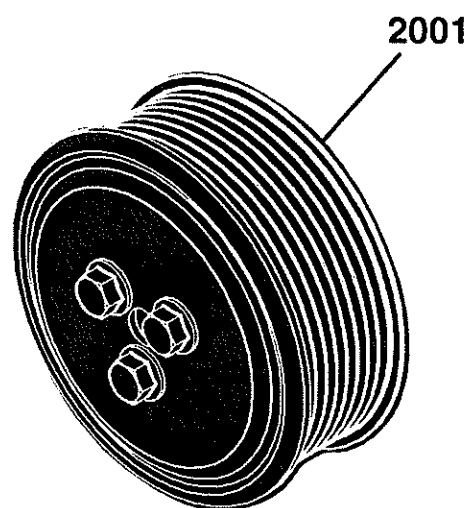
19BP_RE535904_PCD

Key	Part No.	Part Name	Qty.	Engine Serial No.	Remarks
1	19M10075	Screw	2		M8 X 110
2	RE535747	Tube	1		
3	R61871	O-Ring	1		
4	R521498	Gasket	1		
5	19M7867	Screw	27		M8 X 25
6	R526680	Oil Pan	1		
7	RE46687	Drain Plug	1		
8	51M7045	O-Ring	1		19.300 X 2.200 mm
9	19M7800	Screw	1		M8 X 50
10	19M7799	Screw	2		M8 X 45
11	19M7868	Screw	6		M8 X 30
12	R123354	Gasket	1		ORDER R521498

Sectional Pictorial Index
Index d'illustrations par sections.
Gruppenbildindex
Indice illustrato delle sezioni
Índice de ilustraciones por secciones
Avsnittsbildregister


2001- 112

RGP16972 A.1



RGP16972

2001 Water Pump Pulley
2001 Poulie de pompe à eau
2001 Wasserpumpenriemenscheibe
2001 Puleggia pompa acqua
2001 Polea de la bomba de agua
2001 Vattenpumpens remskiva
2001_RE58175_PCD A.1



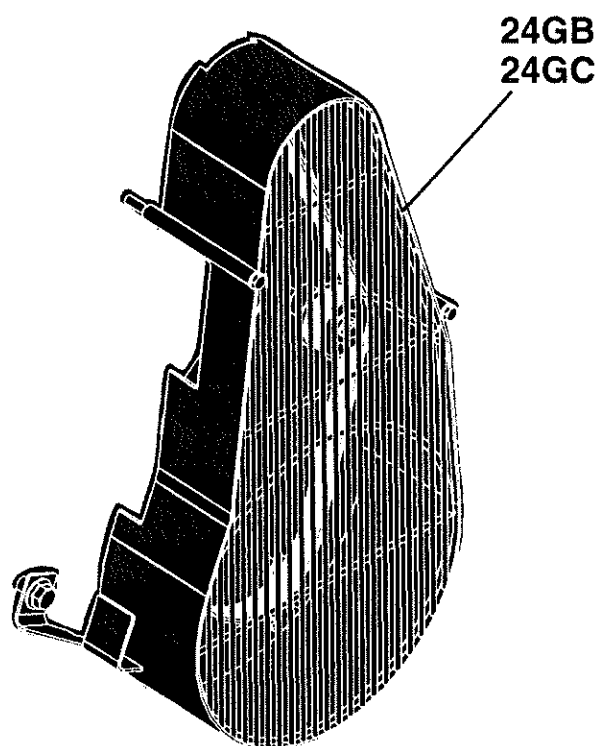
2001_RE58175_PCD

Key	Part No.	Part Name	Qty.	Engine Serial No.	Remarks
1	R115250	Pulley	1		
2	19M7774	Screw	3		M6 X 12

Sectional Pictorial Index
Index d'illustrations par sections.
Gruppenbildindex
Indice illustrato delle sezioni
Indice de ilustraciones por secciones
Avsnittsbildregister

24GB-	116
24GC-	118
24KM-	120

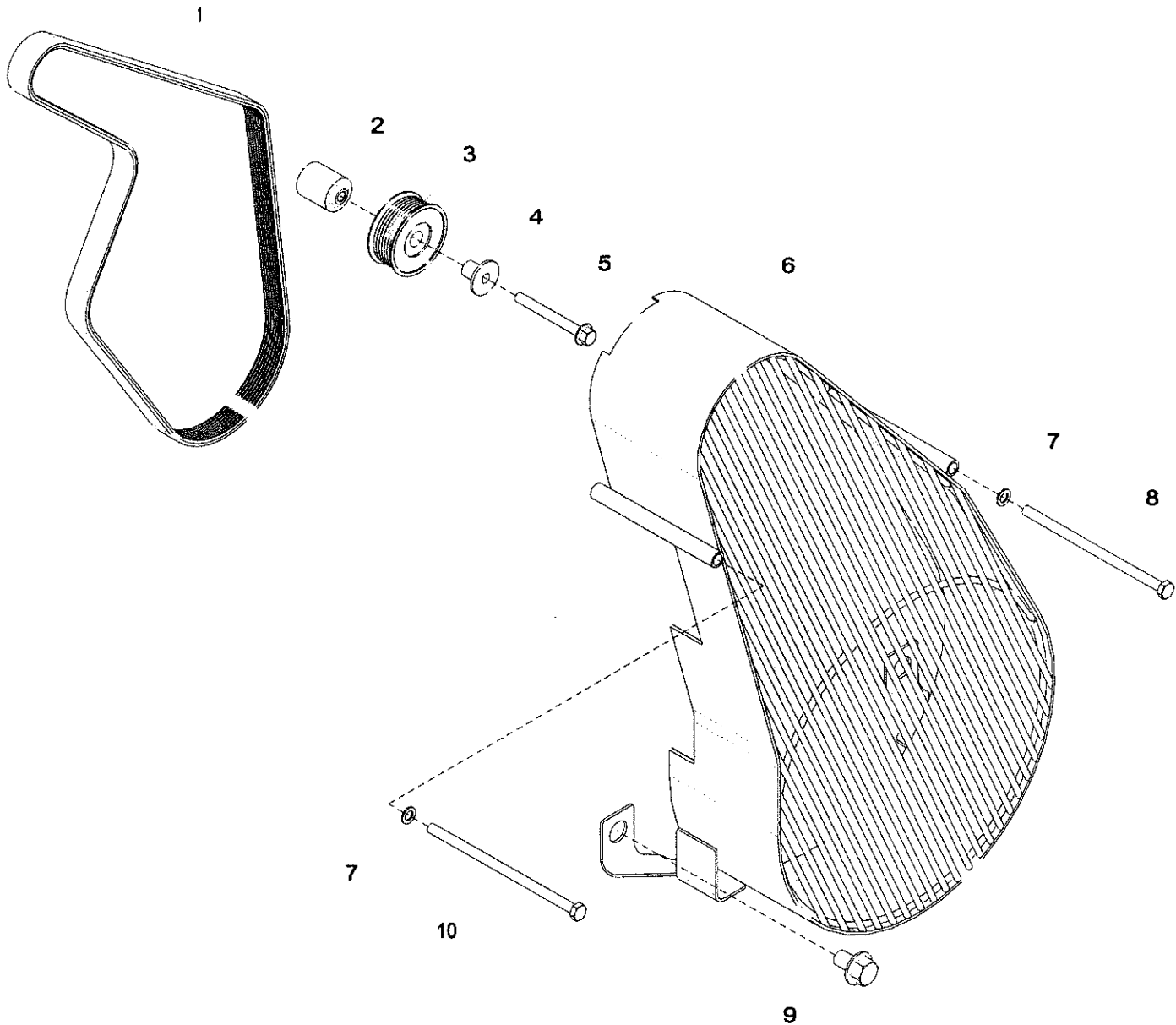
RGP16973 A.1



RGP16973

24GB Fan Belt
 24GB Courroie de ventilateur
 24GB Gebläseriemen
 24GB Cinghia ventola
 24GB Correa del ventilador
 24GB Fläktrem

24GB_RE529583_PCD A.1

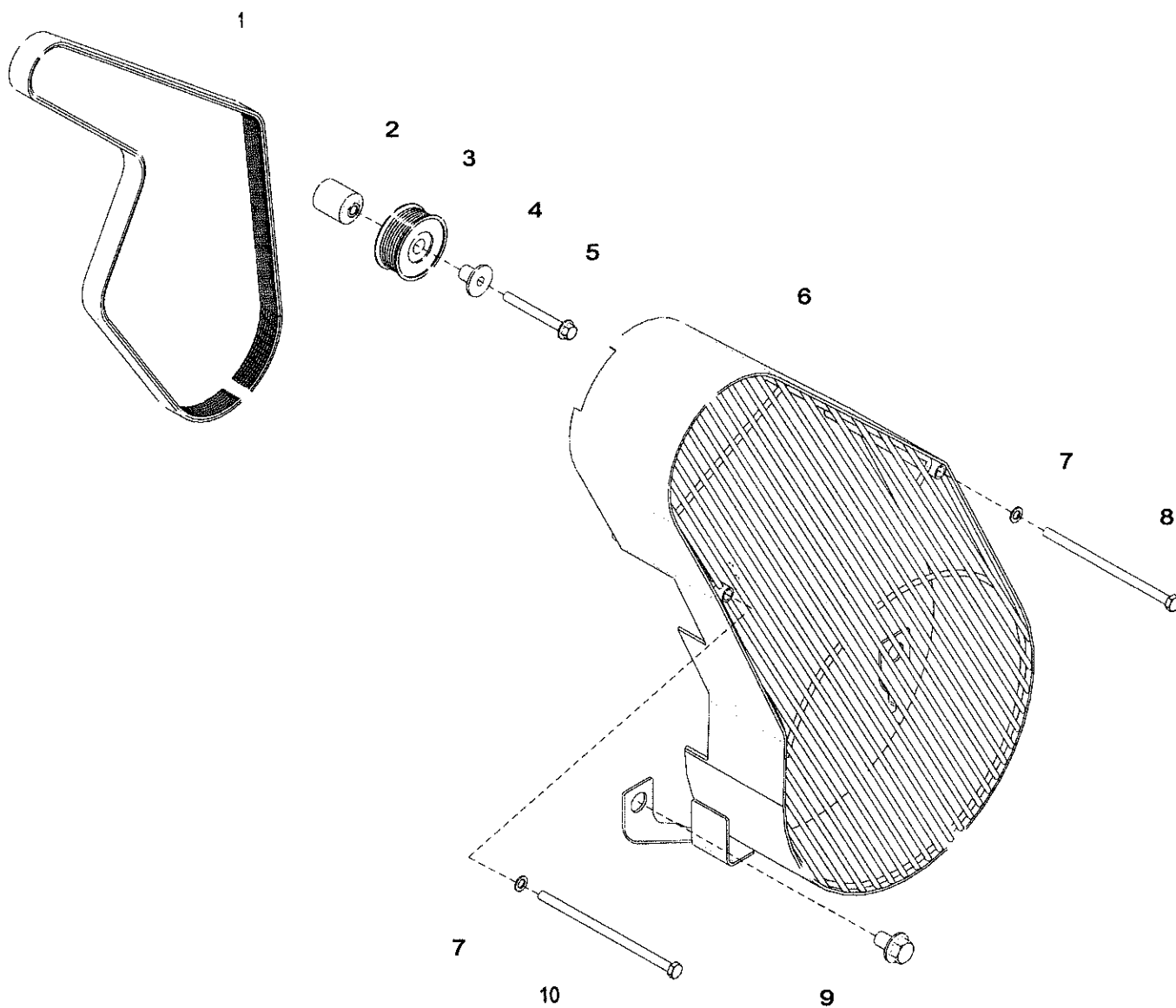


24GB_RE529583_PCD

Key	Part No.	Part Name	Qty.	Engine Serial No.	Remarks
1	R524006	V-Belt	1		
2	R133643	Spacer	1		
	R529378	Spacer	1		ORDER R529378
3	AT211041	Pulley	1		
4	R529790	Sleeve	1		
5	19M7811	Screw	1		M10 X 90
6	RE529278	Guard	1		
7	24M7096	Washer	2		10.500 X 18 X 1.600 mm
8	19M8236	Cap Screw	1		M10 X 190
9	19M8468	Screw	2		M16 X 25
10	19M9423	Cap Screw	1		M10 X 200

24GC Fan Belt
 24GC Courroie du ventilateur
 24GC Gebläseriemen
 24GC Cinghia ventola
 24GC Correa del ventilador
 24GC Fläktrem

24GC_RE529584_PCD A.1

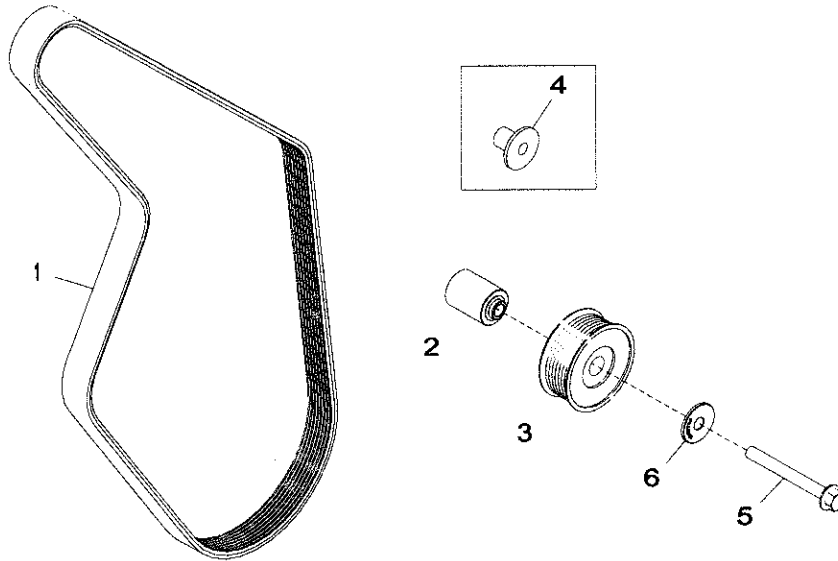


24GC_RE529584_PCD

Key	Part No.	Part Name	Qty.	Engine Serial No.	Remarks
1	R523124	V-Belt	1		
2	R133643	Spacer	1		ORDER R529378
	R529378	Spacer	1		
3	AT211041	Pulley	1		
4	R529790	Sleeve	1		
5	19M7811	Screw	1		M10 X 90
6	RE529279	Guard	1		
7	24M7096	Washer	2		10.500 X 18 X 1.600 mm
8	19M8236	Cap Screw	1		M10 X 190
9	19M8468	Screw	2		M16 X 25
10	19M9423	Cap Screw	1		M10 X 200

24KM Fan Belt and Pulley
 24KM Courroie de ventilateur et poulie
 24KM Lüfterriemen und Riemenscheibe
 24KM Cinghia ventola e puleggia
 24KM Polea y correa de ventilador
 24KM Fläktrem och remskiva

24KM_RE553830_PCD B.1



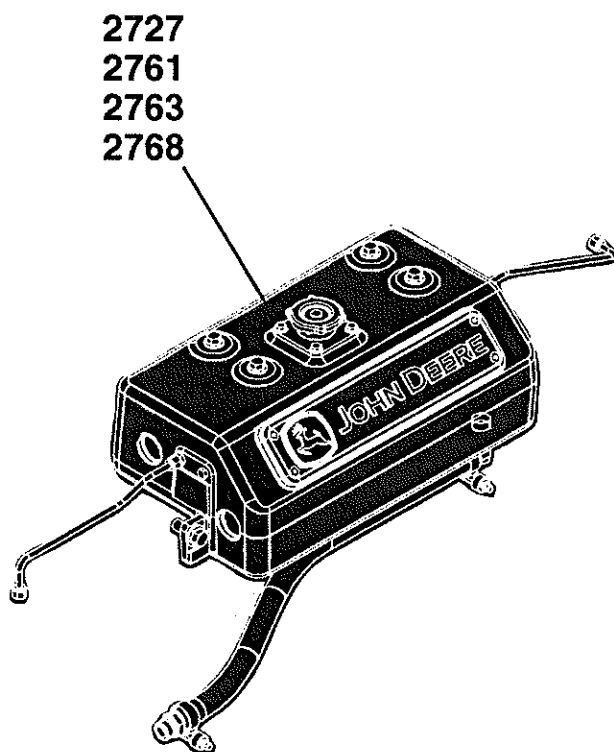
24KM_RE553830_PCD

Key	Part No.	Part Name	Qty.	Engine Serial No.	Remarks
1	R524006	V-Belt	1		LGTH = 1525 mm
2	R529378	Spacer	1		SUB FOR R133643
3	AT211041	Pulley	1		
4	R529790	Sleeve	1		ORDER R529790
5	19M7811	Screw	1		M10 X 90
6	R529790	Sleeve	1		

Sectional Pictorial Index
Index d'illustrations par sections.
Gruppenbildindex
Indice illustrato delle sezioni
Índice de ilustraciones por secciones
Avsnittsbildregister

RGP16974 A.1

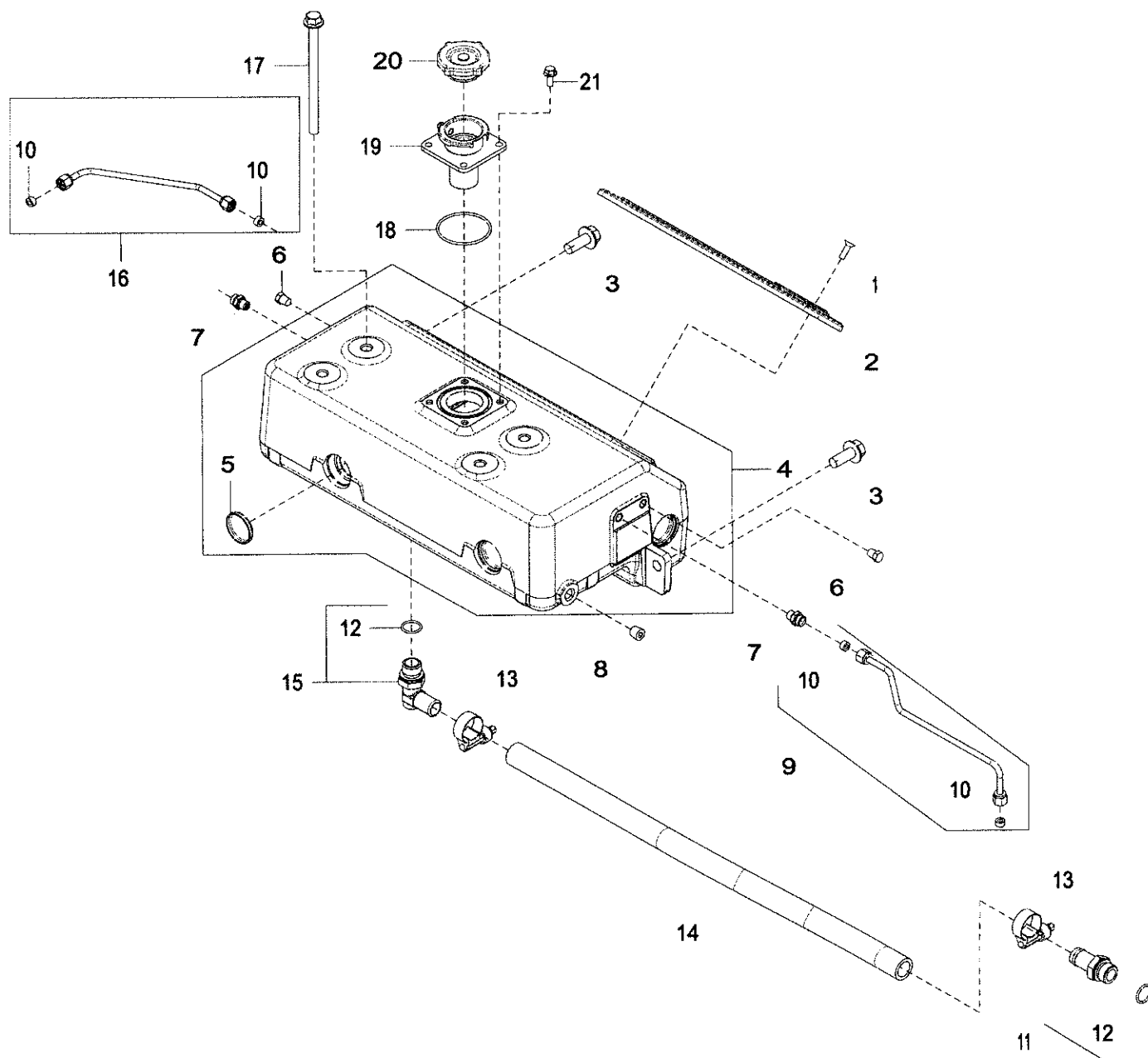
2727-	124
2761-	126
2763-	128
2762-	130
2768-	132



RGP16974

2727 Expansion Tank
 2727 Réservoir d'expansion
 2727 Ausgleichsbehälter
 2727 Vaso di espansione
 2727 Vaso de expansión
 2727 Expansionstank

2727_RE535906_PCD B.1

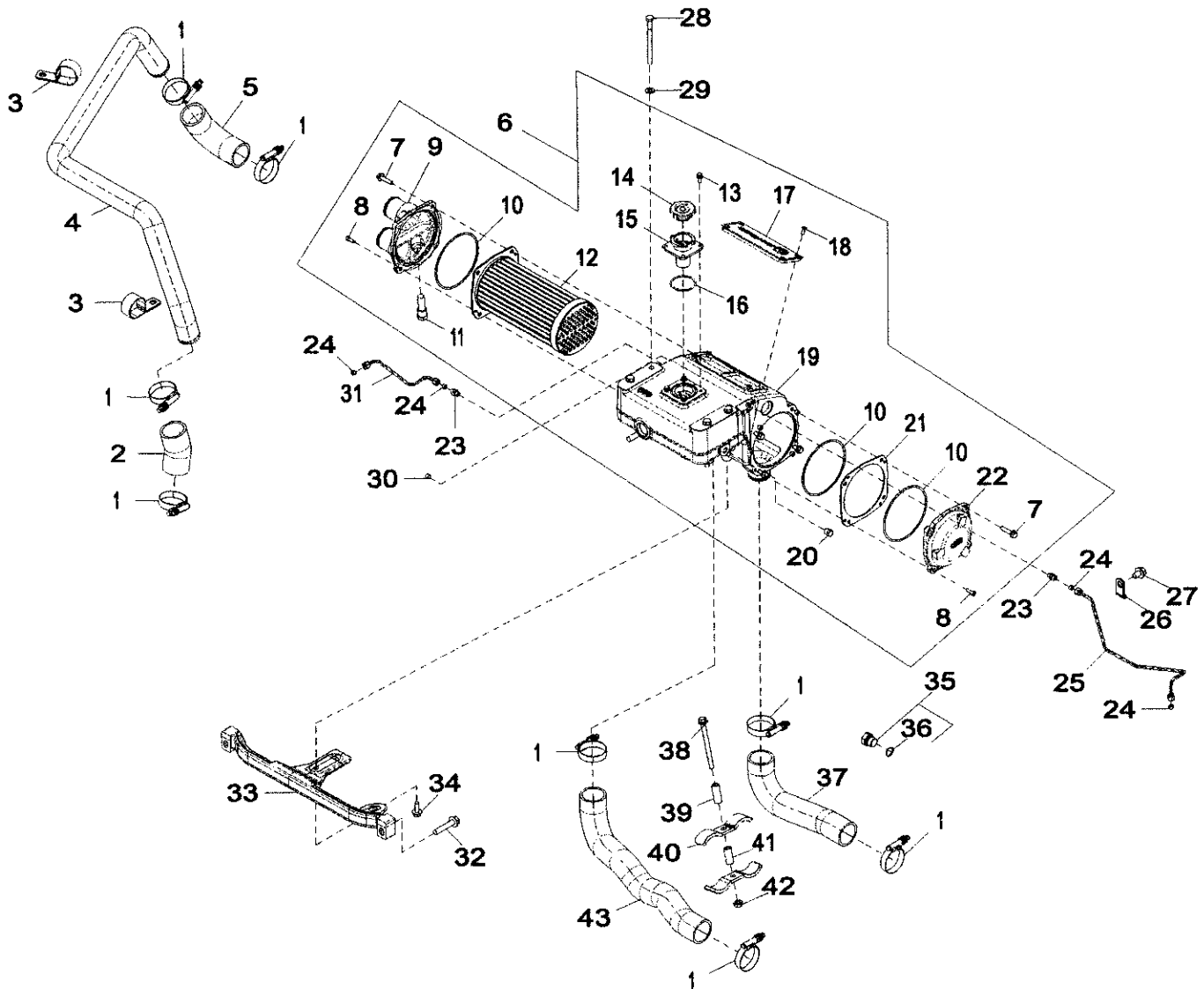


2727_RE535906_PCD

Key	Part No.	Part Name	Qty.	Engine Serial No.	Remarks
1	19M9268	Screw	4		M6 X 20, USE WITH R531799
	19M8826	Screw	4		M6 X 16, USE WITH R526123
2	R531799	Plate	1		SUB FOR APPL R526123
3	19M7789	Screw	2		M12 X 30
4	RE536037	Housing	1		MARKED R526459; ORDER RE547005
	RE547005	Tank	1		MARKED R532368; INCLUDES (7) M1206T
5	M1206T	Plug	7		
6	15H712	Pipe Plug	2		1/8"
7	R63604	Fitting	2		
8	15H685	Pipe Plug	1		1/4"
9	RE535749	Tube	1		
10	R51936	Sealing Washer	2		
11	RE523483	Fitting	1		
12	51M7045	O-Ring	1		19.300 X 2.200 mm
13	R524513	Hose Clamp	2		
14	R527313	Hose	1		
15	RE502699	Elbow Fitting	1		
16	RE535753	Tube	1		
17	19M7958	Screw	4		M10 X 150
18	H63262	O-Ring	1		
19	RE46165	Filler Neck	1		
20	AT183451	Filler Cap	1		
21	19M7775	Screw	4		M6 X 16

2761 Heat Exchanger
 2761 Échangeur thermique
 2761 Wärmetauscher
 2761 Scambiatore di calore
 2761 Intercambiador de calor
 2761 Värmeväxlare

2761_RE547987_PCD E.1

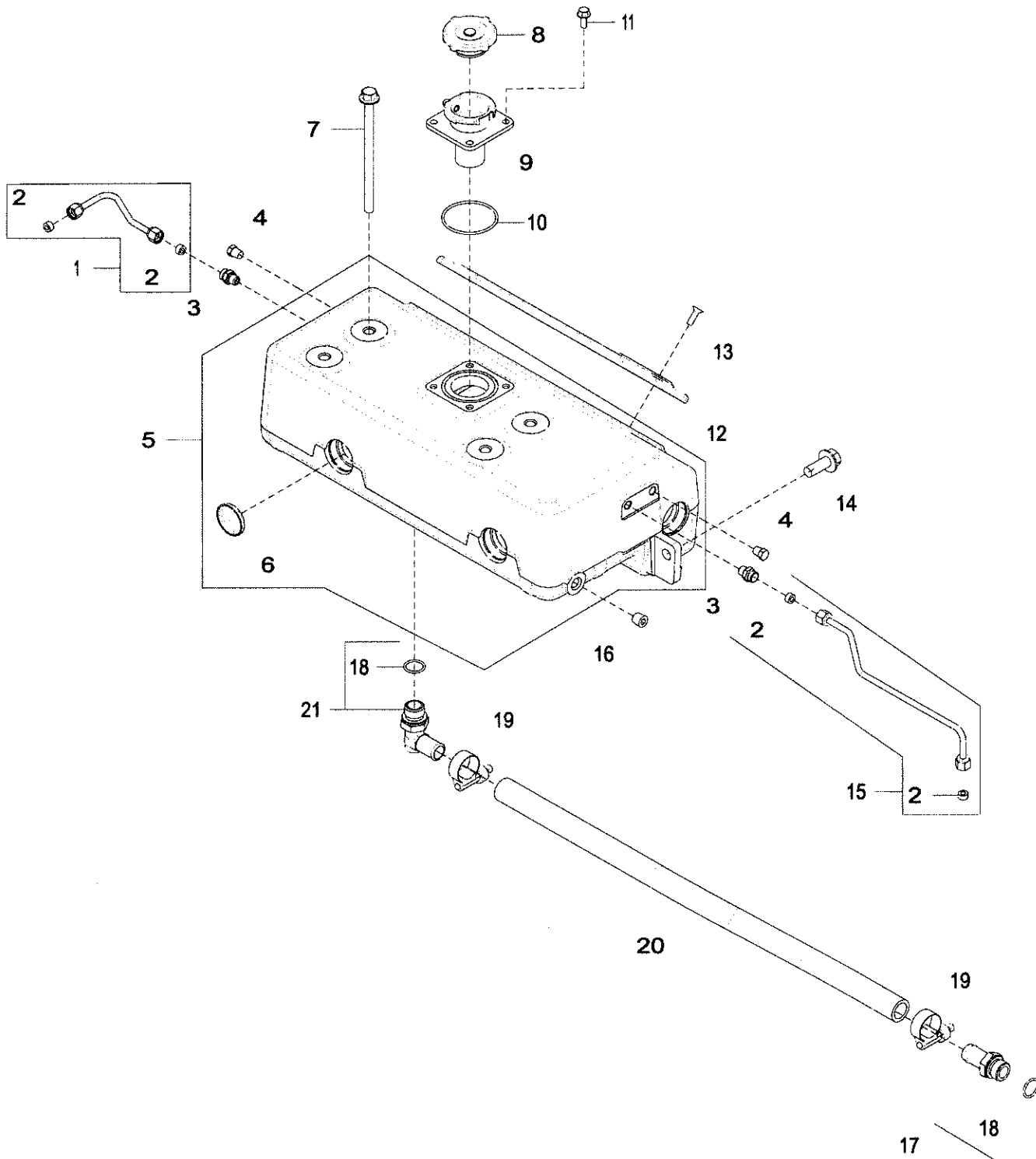


2761_RE547987_PCD

Key	Part No.	Part Name	Qty.	Engine Serial No.	Remarks
1	RE67208	Clamp	12		
2	R533314	Hose	1		
3	R530587	Hose Clamp	2		
4	R538671	Tube	1		
5	R533313	Hose	1		
6	DZ101798	Heat Exchanger	1		SUB FOR RE546312
7	19M8291	Screw	8		M8 X 35
8	19M7768	Screw	6		M6 X 16
9	R532238	Cover	1		
10	R530637	O-Ring	4		
11	RE54993	Fitting Plug	1		
12	RE546316	Core	1		
13	19M7775	Screw	4		M6 X 16
14	AT183451	Filler Cap	1		
15	RE46165	Filler Neck	1		
16	R26282	O-Ring	1		
17	R533701	Plate	1		
18	19M8826	Screw	4		M6 X 16
19	DZ101797	Housing	1		SUB FOR R532236
20	H26723	Drain Plug	1		USE WITH DZ101797
21	R532239	Plate	1		
22	R532237	Cover	1		
23	RE502650	Fitting	2		
24	R51936	Sealing Washer	4		
25	RE546876	Line	1		INCLUDES (2) R51936
26	R534033	Clamp	1		
27	19M8242	Screw	1		M12 X 16
28	N275275	Cap Screw	4		
29	24M7028	Washer	4		10.500 X 20 X 2 mm
30	RE42713	Pipe Plug	1		
31	RE546048	Line	1		INCLUDES (2) R51936
32	19M7815	Screw	2		M12 X 60
33	R532378	Support	1		
34	19M7785	Screw	2		M10 X 25
35	RE46687	Drain Plug	1		
36	51M7045	O-Ring	1		19.300 X 2.200 mm
37	R532403	Hose	1		
38	19M7944	Screw	1		M10 X 120
39	28H1529	Bushing	1		0.493" X 0.675" X 1-3/4"
40	R535384	Half Clamp	2		
41	28H1497	Bushing	1		0.493" X 0.675" X 1-1/2"
42	14M7296	Flange Nut	1		M10
43	R532402	Hose	1		

2763 Expansion Tank
 2763 Réservoir d'expansion
 2763 Ausgleichsbehälter
 2763 Vaso di espansione
 2763 Vaso de expansión
 2763 Expansionstank

2763_RE548839_PCD C.1

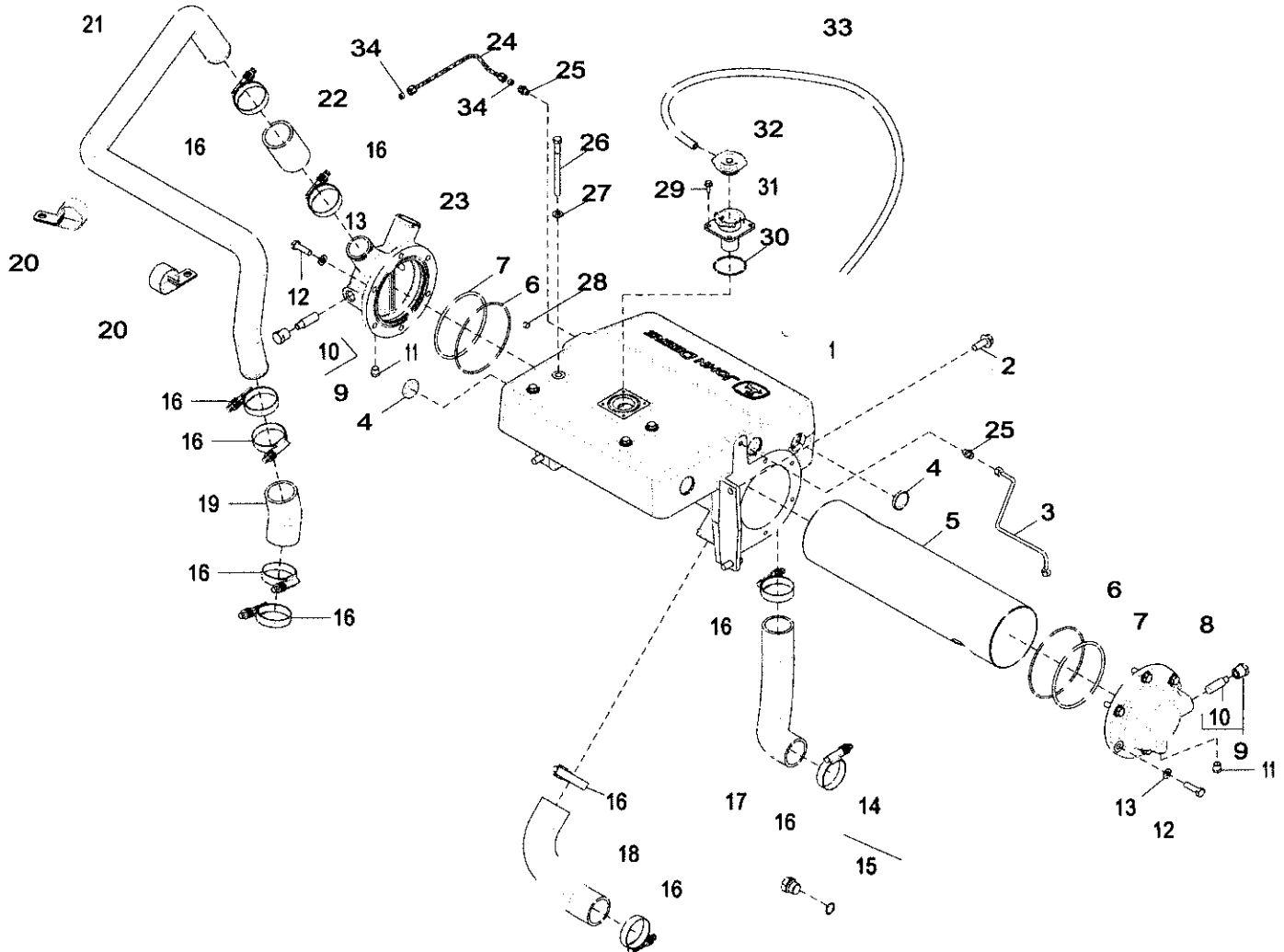


2763_RE548839_PCD

Key	Part No.	Part Name	Qty.	Engine Serial No.	Remarks
1	RE553501	Line	1		SUB FOR RE548842
2	R51936	Sealing Washer	2		
3	R63604	Fitting	2		
4	15H712	Pipe Plug	2		1/8"
5	RE536037	Housing	1		MARKED R526459; ORDER RE547005 MARKED R532368; INCLUDES (7) M1206T
	RE547005	Tank	1		
6	M1206T	Plug	7		
7	19M7958	Screw	4		M10 X 150
8	AT183451	Filler Cap	1		
9	RE46165	Filler Neck	1		
10	H63262	O-Ring	1		
11	19M7775	Screw	4		M6 X 16
12	R531799	Plate	1		SUB FOR R526123
13	19M9268	Screw	4		M6 X 20, USE WITH R531799
	19M8826	Screw	1		M6 X 16, USE WITH R526123
14	19M7789	Screw	2		M12 X 30
15	RE535749	Tube	1		
16	15H685	Pipe Plug	1		1/4"
17	RE523483	Fitting	1		
18	51M7045	O-Ring	1		19.300 X 2.200 mm
19	R524513	Hose Clamp	2		
20	R527313	Hose	1		
21	RE502699	Elbow Fitting	1		

2762 Heat Exchanger
 2762 Échangeur thermique
 2762 Wärmetauscher
 2762 Scambiatore di calore
 2762 Intercambiador de calor
 2762 Värmeväxlare

2762_RE548803_PCD B.2

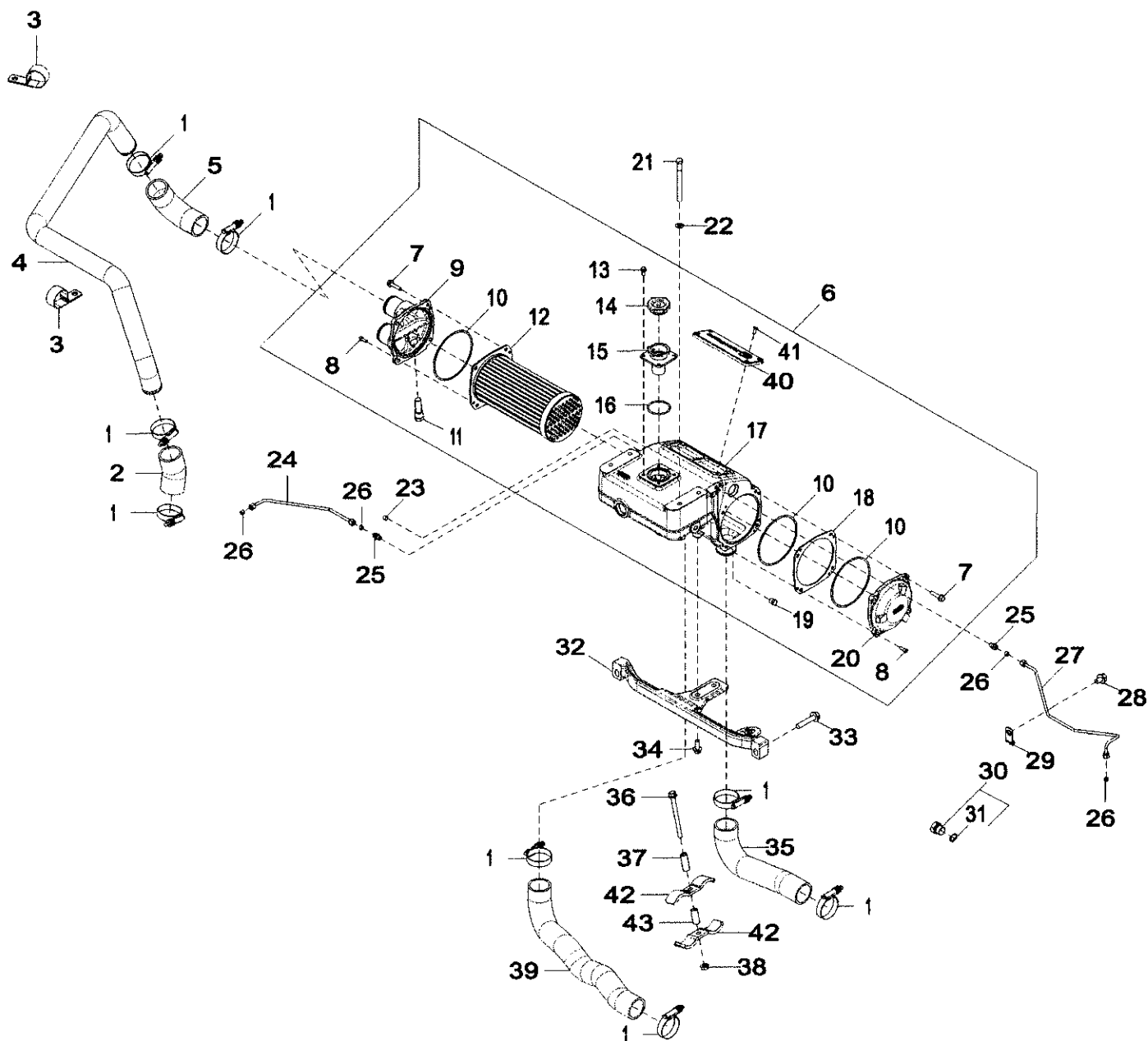


2762_RE548803_PCD

Key	Part No.	Part Name	Qty.	Engine Serial No.	Remarks
1	RE542507	Housing	1		
2	19M7789	Screw	4		M12 X 30
3	RE528286	Line	1		
4	R531417	Plug	8		
5	RE528305	Core	1		
6	T20779	Ring	2		
7	T38485	O-Ring	2		
8	R522330	Cover	1		
9	RE54993	Fitting Plug	3		
10	R119823	Stud	1		
11	H26723	Drain Plug	3		
12	19M7550	Cap Screw	12		M10 X 35
13	24M7028	Washer	12		10.500 X 20 X 2 mm
14	RE46687	Drain Plug	1		
15	51M7045	O-Ring	1		19.300 X 2.200 mm
16	RE67208	Clamp	10		
17	R527287	Hose	1		
18	R522336	Hose	1		
19	R533314	Hose	1		
20	R530587	Hose Clamp	2		
21	RE548804	Tube	1		
22	R230480	Radiator Hose	1		
23	R522331	Cover	1		
24	RE553500	Line	1		SUB FOR RE548840; INCLUDES (2) R51936
25	RE502650	Fitting	2		
26	N275275	Cap Screw	4		
27	24M7028	Washer	4		10.500 X 20 X 2 mm
28	RE71255	Pipe Plug	1		
29	19M7775	Screw	4		M6 X 16
30	H63262	O-Ring	1		
31	RE46165	Filler Neck	1		
32	AT183451	Filler Cap	1		
33	R82454	Hose	1		
34	R51936	Sealing Washer	2		

2768 Heat Exchanger
 2768 Échangeur thermique
 2768 Wärmetauscher
 2768 Scambiatore di calore
 2768 Intercambiador de calor
 2768 Värmeväxlare

2768_RE555628_PCD D.2



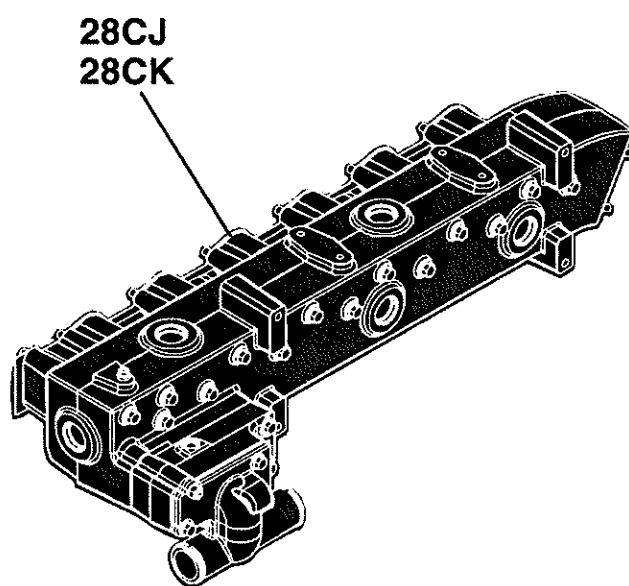
2768_RE555628_PCD

Key	Part No.	Part Name	Qty.	Engine Serial No.	Remarks
1	RE67208	Clamp	12		
2	R533314	Hose	1		
3	R530587	Hose Clamp	2		
4	R538671	Tube	1		
5	R533313	Hose	1		
6	DZ101798	Heat Exchanger	1		SUB FOR RE546312
7	19M8291	Screw	8		M8 X 35
8	19M7768	Screw	6		M6 X 16
9	R532238	Cover	1		
10	R530637	O-Ring	4		
11	RE54993	Fitting Plug	1		
12	RE546316	Core	1		
13	19M7775	Screw	4		M6 X 16
14	AT183451	Filler Cap	1		
15	RE46165	Filler Neck	1		
16	R26282	O-Ring	1		
17	DZ101797	Housing	1		SUB FOR R532236
18	R532239	Plate	1		
19	H26723	Drain Plug	1		
20	R532237	Cover	1		
21	N275275	Cap Screw	4		
22	24M7028	Washer	4		10.500 X 20 X 2 mm
23	RE42713	Pipe Plug	1		
24	RE552190	Line	1		INCLUDES (2) R51936; SUB FOR APPL RE546048
25	RE502650	Fitting	2		
26	R51936	Sealing Washer	4		
27	RE546876	Line	1		INCLUDES (2) R51936
28	19M8242	Screw	1		M12 X 16
29	R534033	Clamp	1		
30	RE46687	Drain Plug	1		
31	51M7045	O-Ring	1		19.300 X 2.200 mm
32	R532378	Support	1		
33	19M7815	Screw	2		M12 X 60
34	19M7785	Screw	2		M10 X 25
35	R532403	Hose	1		
36	19M7944	Screw	1		M10 X 120
37	28H1529	Bushing	1		0.493" X 0.675" X 1-3/4"
38	14M7296	Flange Nut	1		M10
39	R532402	Hose	1		
40	R533701	Plate	1		
41	19M8826	Screw	4		M6 X 16
42	R535384	Half Clamp	2		
43	28H1497	Bushing	1		0.493" X 0.675" X 1-1/2"
44	R51936	Sealing Washer	2		

Sectional Pictorial Index
Index d'illustrations par sections.
Gruppenbildindex
Indice illustrato delle sezioni
Índice de ilustraciones por secciones
Avsnittsbildregister

28CJ-	136
28CK-	138

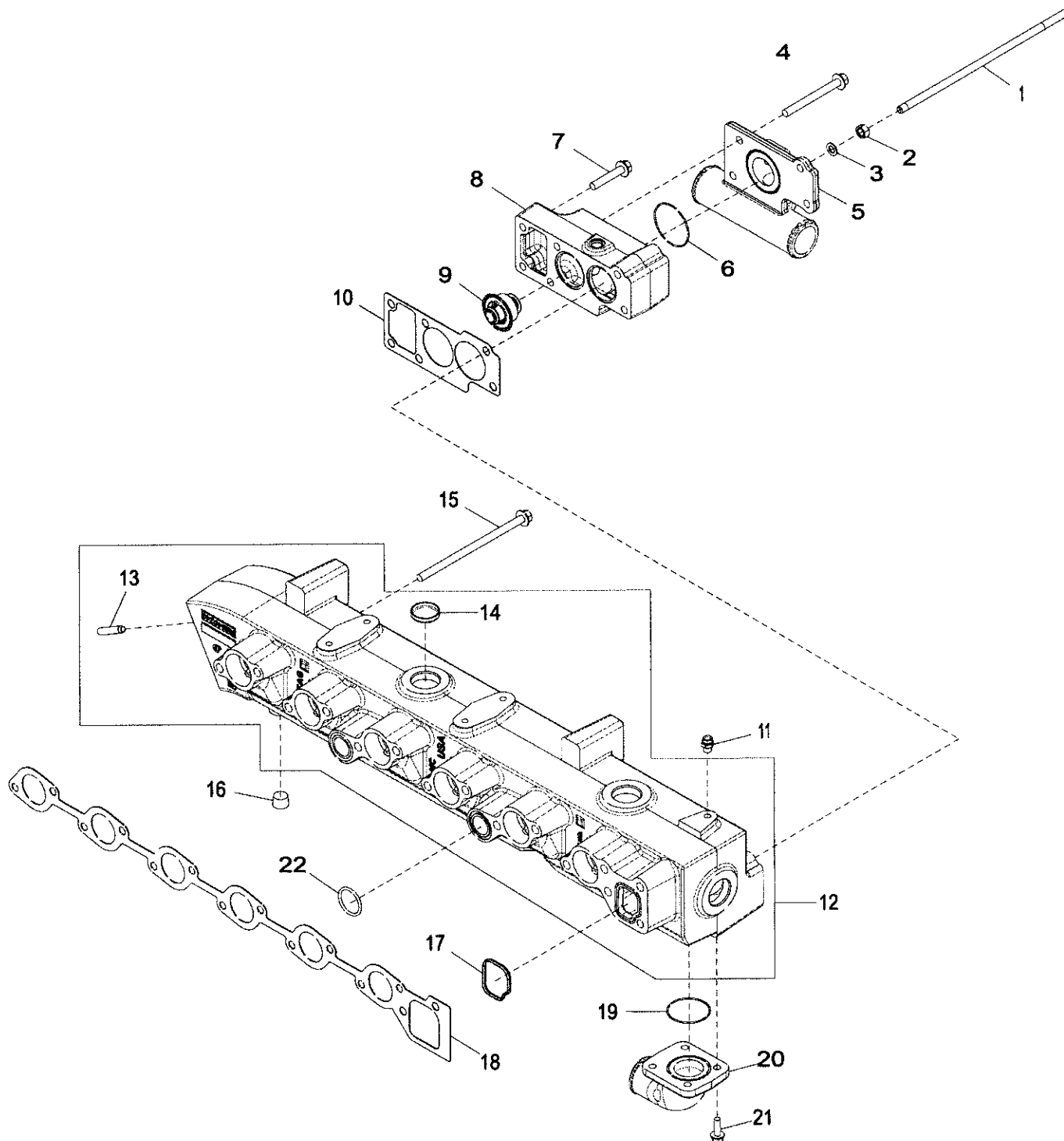
RGP16975 A.1



RGP16975

28CJ Exhaust Manifold
 28CJ Collecteur d'échappement
 28CJ Auspuffkrümmer
 28CJ Collettore di scarico
 28CJ Colector de escape
 28CJ Avgasgrenrör

28CJ_RE556174_PCD B.1

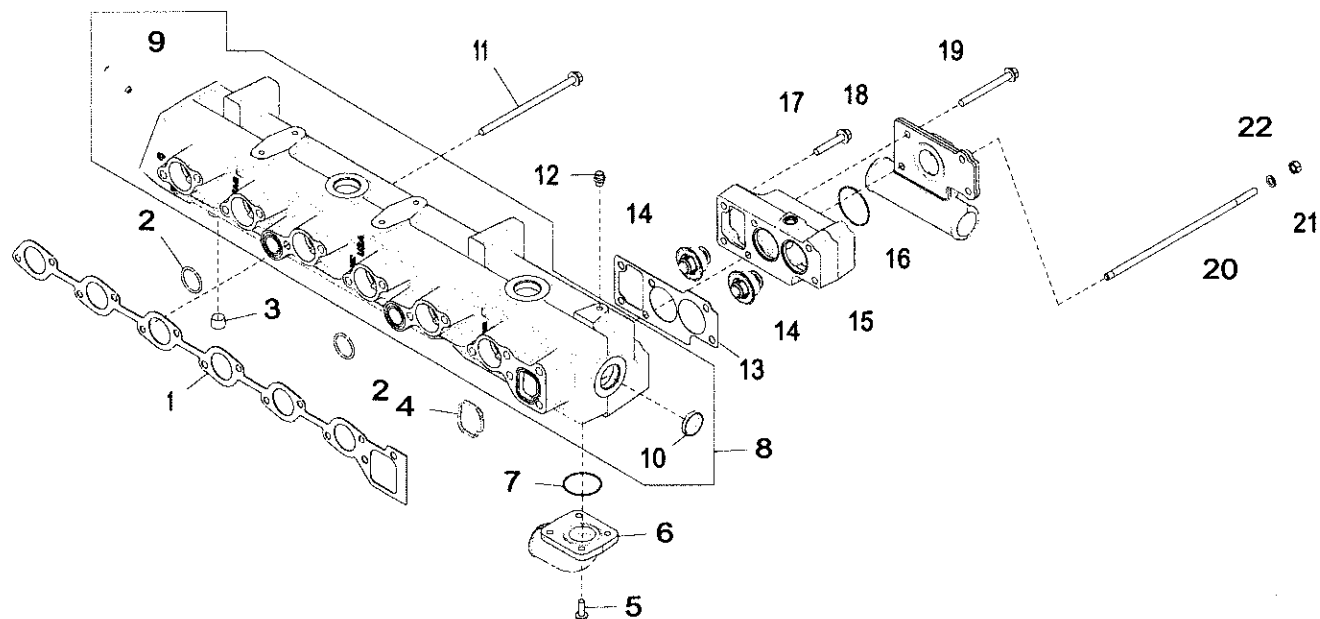


28CJ_RE556174_PCD

Key	Part No.	Part Name	Qty.	Engine Serial No.	Remarks
1	42M7119	Rod	1		
2	14M7274	Nut	1		M10
3	24M7096	Washer	1		10.500 X 18 X 1.600 mm
4	19M7812	Screw	3		M10 X 100
5	R527284	Cover	1		
6	R523027	O-Ring	1		
7	19M8528	Screw	2		M10 X 55
8	R537786	Housing	1		
9	RE69581	Thermostat	2		
10	R522334	Gasket	1		
11	RE502650	Fitting	1		
12	RE540243	Exhaust Manifold	1		MARKED R522308
13	R523331	Stud	4		
14	R531417	Plug	7		
15	19M8526	Screw	14		M10 X 190
16	15H584	Pipe Plug	1		1/2"
17	R522511	Seal	1		
18	R522314	Gasket	1		
19	R516682	O-Ring	1		
20	R522343	Cover	1		
21	19M7867	Screw	4		M8 X 25
22	R523076	O-Ring	2		

28CK Exhaust Manifold
 28CK Collecteur d'échappement
 28CK Auspuffkrümmer
 28CK Collettore di scarico
 28CK Colector de escape
 28CK Avgasgrenrör

28CK_RE556175_PCD C.1



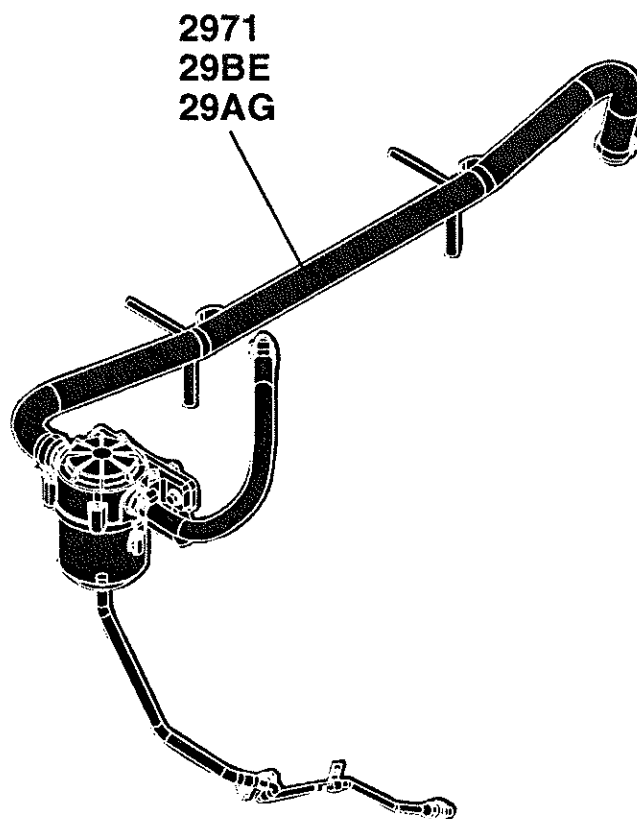
28CK_RE556175_PCD

Key	Part No.	Part Name	Qty.	Engine Serial No.	Remarks
1	R522314	Gasket	1		
2	R523076	O-Ring	2		
3	15H584	Pipe Plug	1		1/2"
4	R522511	Seal	1		
5	19M7867	Screw	4		M8 X 25
6	R522343	Cover	1		
7	R516682	O-Ring	1		
8	RE546041	Exhaust Manifold	1		
9	R523331	Stud	4		
10	R531417	Plug	7		
11	19M8526	Screw	14		M10 X 190
12	R63604	Fitting	1		
13	R522334	Gasket	1		
14	RE557215	Thermostat	2		
15	R537786	Housing	1		
16	R523027	O-Ring	1		
17	19M8528	Screw	2		M10 X 55
18	R527284	Cover	1		
19	19M7812	Screw	3		M10 X 100
20	42M7119	Rod	1		
21	24M7096	Washer	1		10.500 X 18 X 1.600 mm
22	14M7274	Nut	1		M10

Sectional Pictorial Index
Index d'illustrations par sections.
Gruppenbildindex
Indice illustrato delle sezioni
Índice de ilustraciones por secciones
Avsnittsbildregister

2971-	142
29AG-	144
29BE-	146

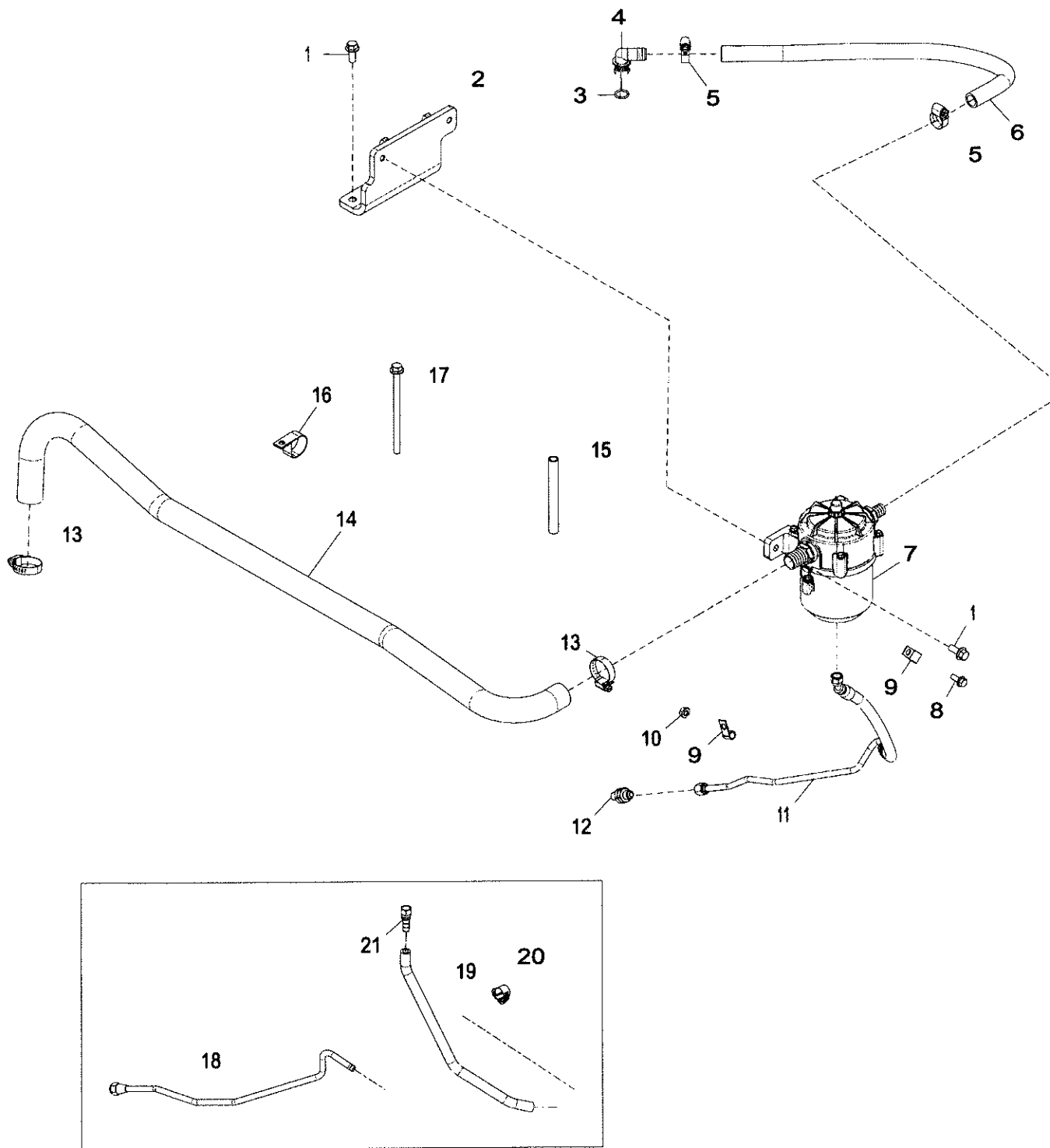
RGP16976 A.1



RGP16976

2971 Crankcase Vent Filter
 2971 Filtre d'évent du carter-moteur
 2971 Kurbelgehäuse-EntlüftungsfILTER
 2971 Filtro sfiato basamento
 2971 Filtro de orificio de ventilación del cárter
 2971 Vevhusets ventilationsfilter

2971_RE538571_PCD D.3



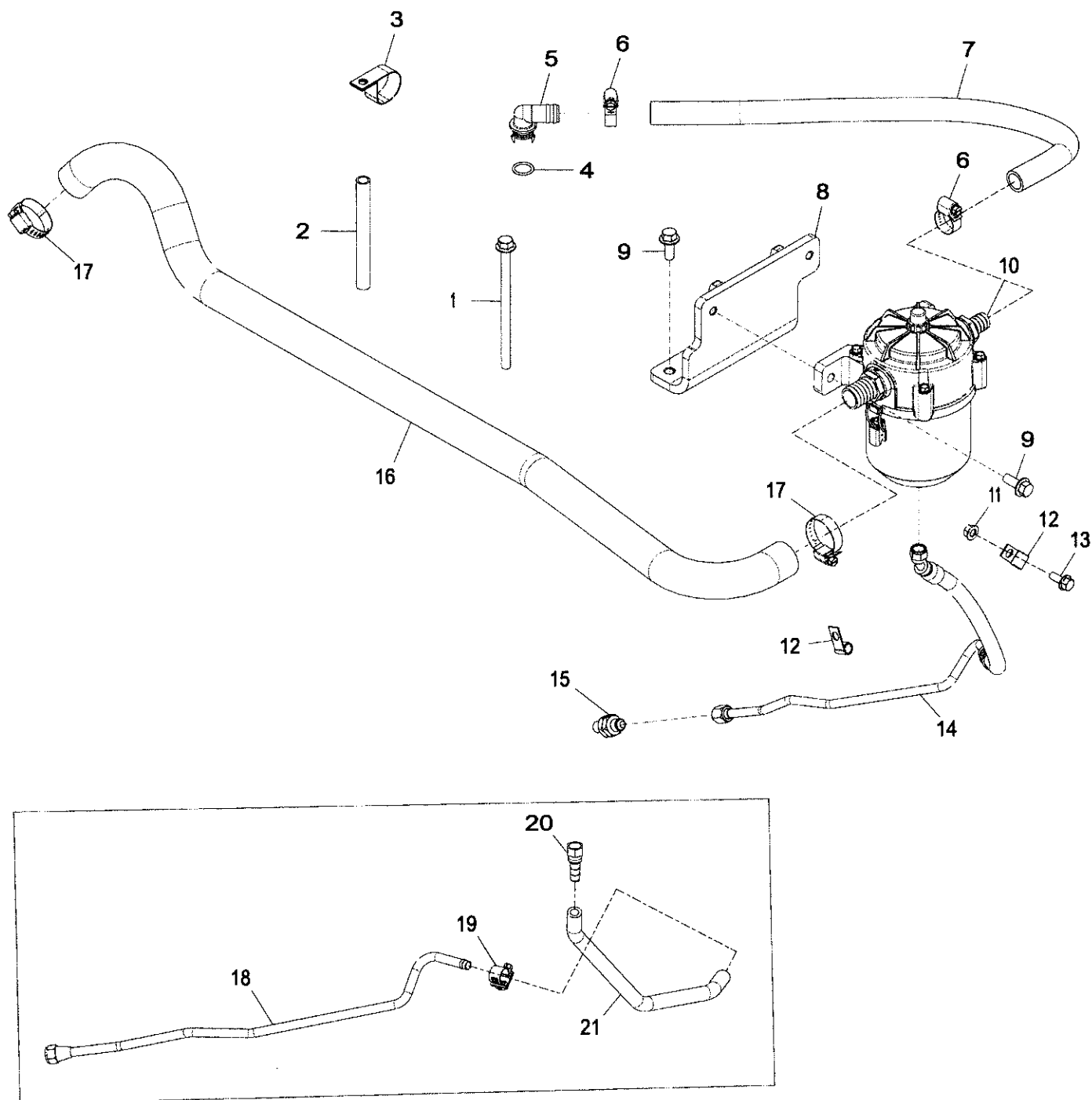
2971_RE538571_PCD

Key	Part No.	Part Name	Qty.	Engine Serial No.	Remarks
1	19M7785	Screw	4		M10 X 25
2	RE529828	Bracket	1		
3	R72328	O-Ring	1		
4	R120467	Elbow Fitting	1		
5	RE65978	Clamp	2		
6	R522316	Hose	1		
7	RE527687	Crankcase Vent Filter	1		INCLUDES RE502284
	RE502284	Filter Element	1		(A)
8	19M7866	Screw	1		M8 X 20
9	T13814	Clamp	2		
10	14M7298	Flange Nut	1		M8
11	DZ102094	Oil Line	1		
12	RE504549	Check Valve	1		
13	RE65979	Clamp	2		
14	R522317	Hose	1		
15	R533312	Spacer	2		
16	AH77714	Clip	2		
17	19M9017	Screw	2		M10 X 165
18	RE538566	Oil Line	1		USE WITH R528154
19	R528154	Hose	1		USE WITH RE538566
20	TY22464	Clamp	1		USE WITH RE538566 AND R528154
21	RE505200	Hose Fitting	1		USE WITH R528154

(A) Not Illustrated
 Non illustré
 Nicht abgebildet
 Non in figura
 No se ilustra
 Visas ej på bilden

29AG Crankcase Vent Filter
 29AG Filtre d'évent du carter-moteur
 29AG Kurbelgehäuse-Entlüftungsfiter
 29AG Filtro sfiato basamento
 29AG Filtro de orificio de ventilación del cárter
 29AG Vevhusets ventilationsfilter

29AG_RE547989_PCD C.3



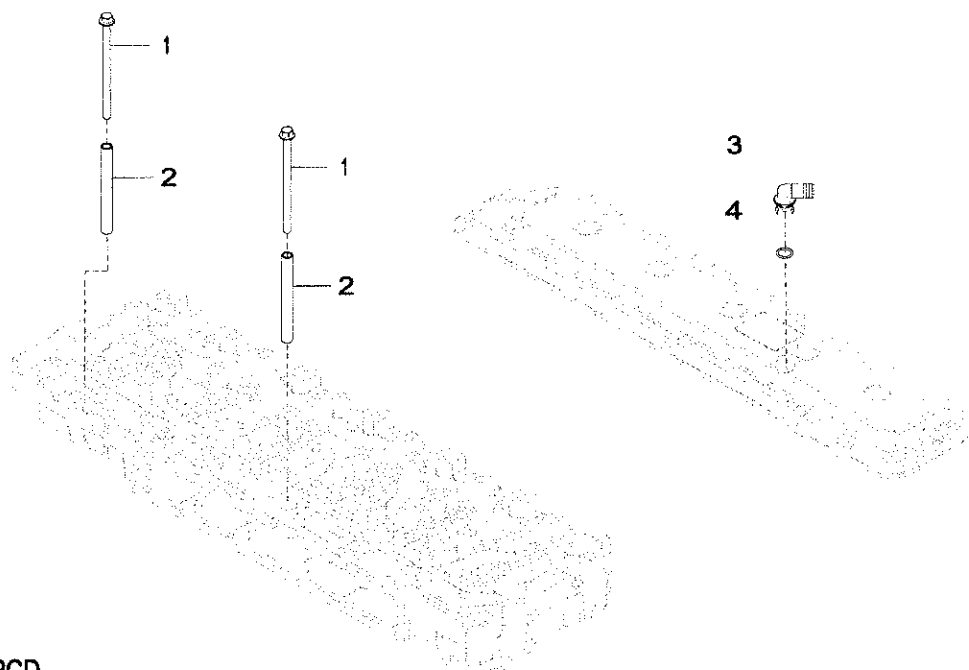
29AG_RE547989_PCD

Key	Part No.	Part Name	Qty.	Engine Serial No.	Remarks
1	19M9017	Screw	2		M10 X 165
2	R533312	Spacer	2		
3	AH77714	Clip	2		
4	R72328	O-Ring	1		
5	R120467	Elbow Fitting	1		
6	RE65978	Clamp	2		
7	R522316	Hose	1		
8	RE529828	Bracket	1		
9	19M7785	Screw	4		M10 X 25
10	RE527687	Crankcase Vent Filter	1		INCLUDES RE502284
	RE502284	Filter Element	1		(A)
11	14M7298	Flange Nut	1		M8
12	T13814	Clamp	2		
13	19M7866	Screw	1		M8 X 20
14	DZ102094	Oil Line	1		
15	RE504549	Check Valve	1		
16	R532179	Hose	1		
17	RE65979	Clamp	2		
18	RE538566	Oil Line	1		USE WITH R528154
19	TY22464	Clamp	1		USE WITH RE538566 AND R528154
20	RE505200	Hose Fitting	1		USE WITH R528154
21	R528154	Hose	1		USE WITH RE538566

(A) Not Illustrated
 Non illustré
 Nicht abgebildet
 Non in figura
 No se ilustra
 Visas ej på bilden

29BE Vent System
 29BE Système d'évent
 29BE Entlüftungssystem
 29BE Impianto ventilazione
 29BE Sistema de ventilación
 29BE Ventilationssystem

29BE_RE558434_PCD A.1



29BE_RE558434_PCD


Key	Part No.	Part Name	Qty.	Engine Serial No.	Remarks
1	19M9017	Screw	2		M10 X 165
2	R533312	Spacer	2		
3	R120467	Elbow Fitting	1		
4	R72328	O-Ring	1		

Sectional Pictorial Index
Index d'illustrations par sections.
Gruppenbildindex
Indice illustrato delle sezioni
Índice de ilustraciones por secciones
Avsnittsbildregister

3006-	150
3041-	152
3090-	154
30AG-	156

RGP20317 A.1

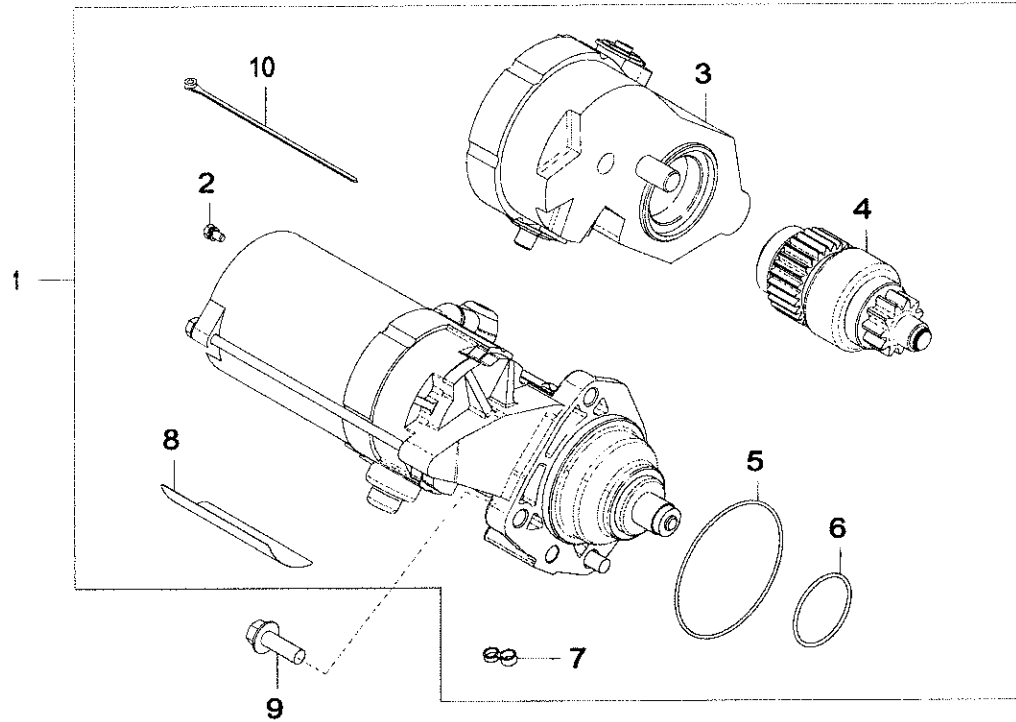
3006
3041
3090
30AG



RGP20317

3006 Starting Motor
 3006 Démarreur
 3006 Anlasser
 3006 Motorino di avviamento
 3006 Motor de arranque
 3006 Startmotor

3006_RE70964_PCD B.1



3006_RE70964_PCD

Key	Part No.	Part Name	Qty.	Engine Serial No.	Remarks
1	RE70957	Starter Motor Kit	1		12V. DENSO, INCLUDES T146102 AND R96703
	SE501403	Starter Motor Reman	1		REMAN FOR RE70957
2	RE71256	Screw With Washer	1		
3	RE70486	Switch	1		SUB FOR RE42777
4	RE70487	Clutch	1		SUB FOR RE39249
5	R135509	O-Ring	1		
6	R135510	O-Ring	1		
7	RE70756	Cover	1		
	RE70756	Starter Motor Kit	1		INCLUDES T146102 AND R96703
8	T146102	Label	1		
	T146106	Safety Sign	AR		(A)
	T146104	Safety Sign	AR		(B)
	T146515	Safety Sign	AR		(C)
	T146516	Safety Sign	AR		(D)
9	19M7786	Screw	3		M10 X 30
10	R96703	Tie Band	1		

(A) Spanish
Espagnol
Spanisch
Spagnolo
Español
Spanska

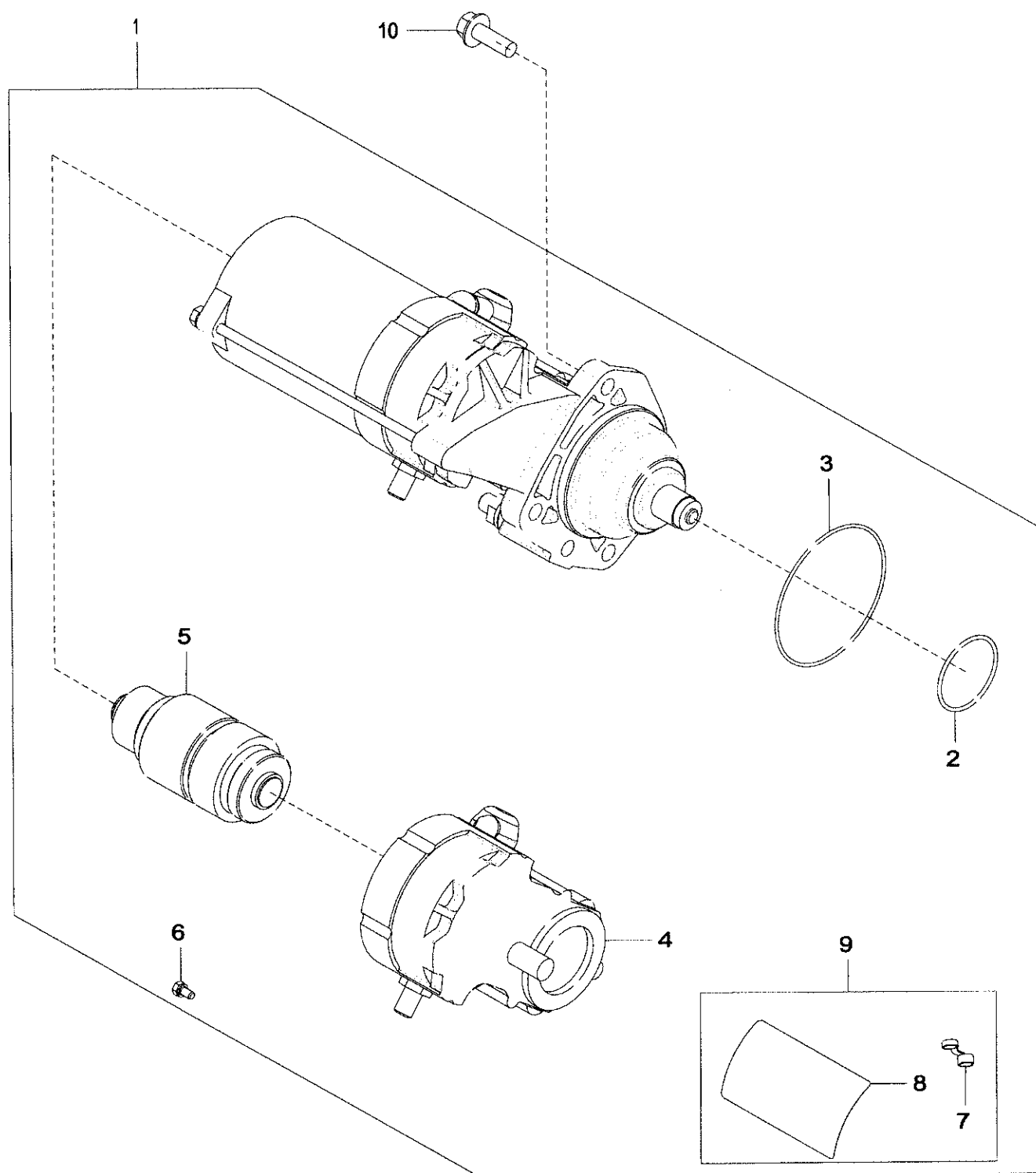
(B) French
Français
Französisch
Francese
Francés
Franska

(C) German
Allemand
Deutsch
Tedesco
Alemán
Tyska

(D) Italian
Italien
Italienisch
Italiano
Italiano
Italienska

3041 Starter Motor
 3041 Démarreur
 3041 ANLASSER
 3041 Motorino avviamento
 3041 Motor de arranque
 3041 Startmotor

3041_RE501149_PCD B.1



3041_RE501149_PCD

Key	Part No.	Part Name	Qty.	Engine Serial No.	Remarks
1	RE501150 TY24443 SE501406	Starter Motor Kit Starter Motor Starter Motor Reman	1 1 1		INCLUDES T146102, R96703, 14M7299 AND R136052 REMAN FOR RE501150 OR TY24443
2	R135510	O-Ring	1		
3	R135509	O-Ring	1		
4	RE70678	Switch	1		
5	RE70682	Clutch	1		
6	RE71256	Screw With Washer	1		
7	R135660	Cover	1		ORDER RE70756
8	T146102	Label	1		
	T146106	Safety Sign	1		(A)
	T146104	Safety Sign	1		(B)
	T146515	Safety Sign	1		(C)
	T146516	Safety Sign	1		(D)
9	RE70756	Label Kit	1		
10	19M7786	Screw	3		M10 X 30
11	14M7299	Flange Nut	1		(E) M12
12	R136052	Stud	1		(E)
13	R96703	Tie Band	2		(E)

(A) Spanish
Español
Spanisch
Spagnolo
Español
Spanska

(B) French
Français
Französisch
Francese
Francés
Franska

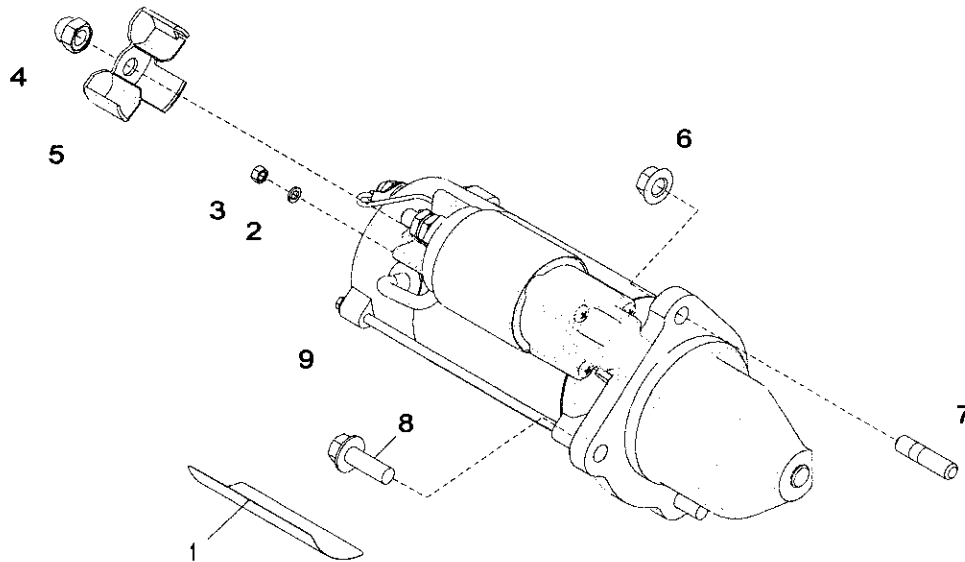
(C) German
Allemand
Deutsch
Tedesco
Alemán
Tyska

(D) Italian
Italien
Italienisch
Italiano
Italiano
Italienska

(E) Not Illustrated
Non illustres
Nicht abgebildet
Non in figura
No se ilustra
Visas ej på bilden

3090 Starter Motor
3090 Démarreur
3090 ANLASSER
3090 Motorino avviamento
3090 Motor de arranque
3090 Startmotor

3090_RE522335_PCD A.1



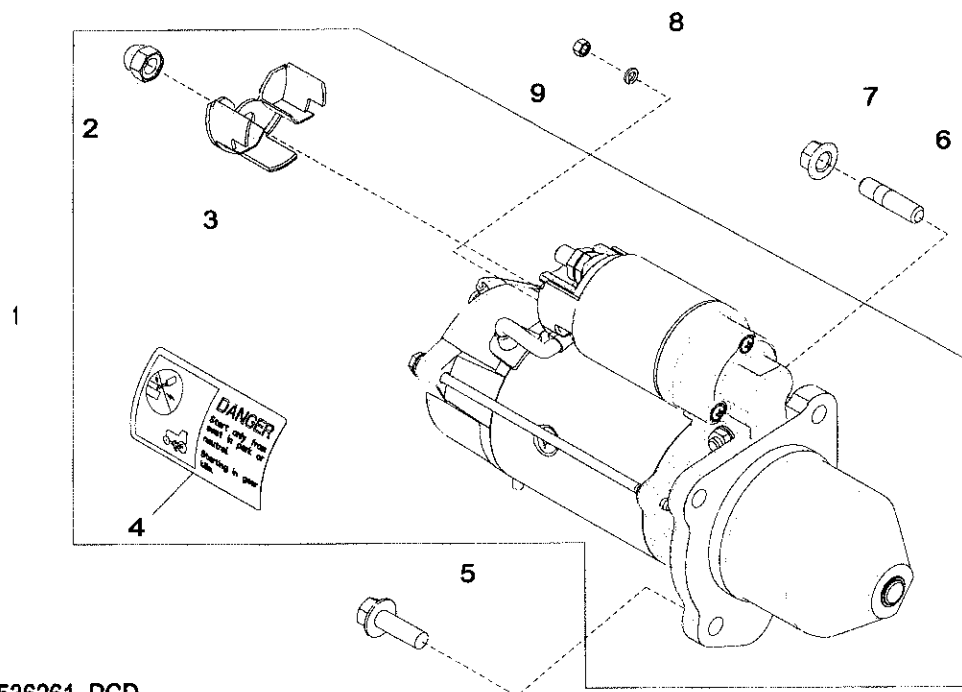
3090_RE522335_PCD

Key	Part No.	Part Name	Qty.	Engine Serial No.	Remarks
1	R116617	Label	1		
2	12M7064	Lock Washer	1		5 mm
3	14M7297	Nut	1		M5
4	R135432	Nut	1		
5	R517440	Cover	1		
6	14M7296	Flange Nut	1		M10
7	42M7058	Stud	1		
8	19M7786	Screw	2		M10 X 30
9	RE522334	Starter Motor	1		(A) 24 V, DENSO, ORDER RE564633
	SE502733	Starter Motor Reman	1		REMAN FOR RE522334
	RE564633	Starter Motor Kit	1		24 V, 4 kW, ALSO INCLUDES R116617, R517440, R135432 AND RE522336
	RE522336	Solenoid	1		(A)

(A) Not illustrated
 Non illustres
 Nicht abgebildet
 Non in figura
 No se ilustra
 Visas ej på bilden

30AG Starting Motor
 30AG Démarreur
 30AG Anlasser
 30AG Motorino di avviamento
 30AG Motor de arranque
 30AG Startmotor

30AG_RE536261_PCD A.2



30AG_RE536261_PCD

Key	Part No.	Part Name	Qty.	Engine Serial No.	Remarks
1	RE536490	Starter Motor	1		(Includes R135432, R517440 & T146102)
2	R135432	Nut	1		
3	R517440	Cover	1		
4	T146102	Label	1		
	T146106	Safety Sign	1		(A)
	T146104	Safety Sign	1		(B)
	T146515	Safety Sign	1		(C)
	T146516	Safety Sign	1		(D)
5	19M7786	Screw	2		M10 X 30
6	42M7058	Stud	1		
7	14M7296	Flange Nut	1		M10
8	12M7064	Lock Washer	1		5 mm
9	14M7297	Nut	1		M5

(A) Spanish
Español
Spanisch
Spagnolo
Español
Spanska

(C) German
Allemand
Deutsch
Tedesco
Alemán
Tyska

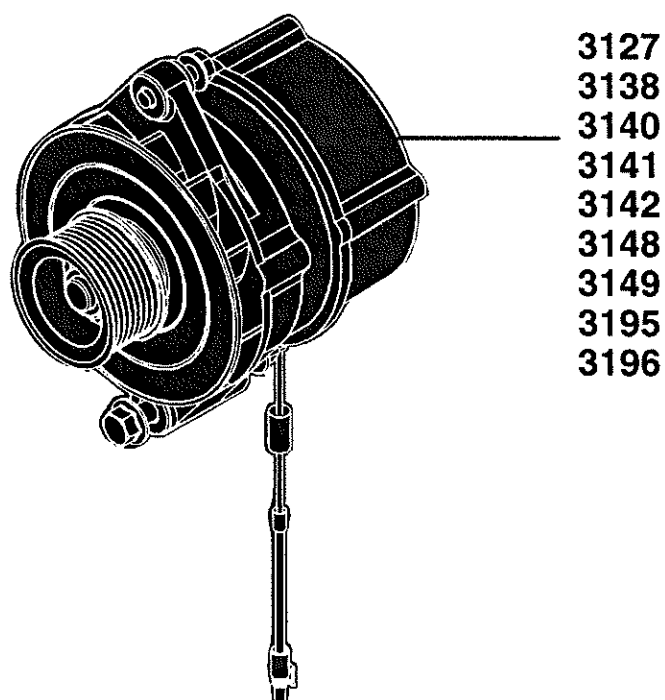
(B) French
Français
Französisch
Francese
Francés
Franska

(D) Italian
Italien
Italienisch
italiano
italiano
Italienska

Sectional Pictorial Index
 Index d'illustrations par sections.
 Gruppenbildindex
 Indice illustrato delle sezioni
 Índice de ilustraciones por secciones
 Avsnittsbildregister

RGP16978 A.1

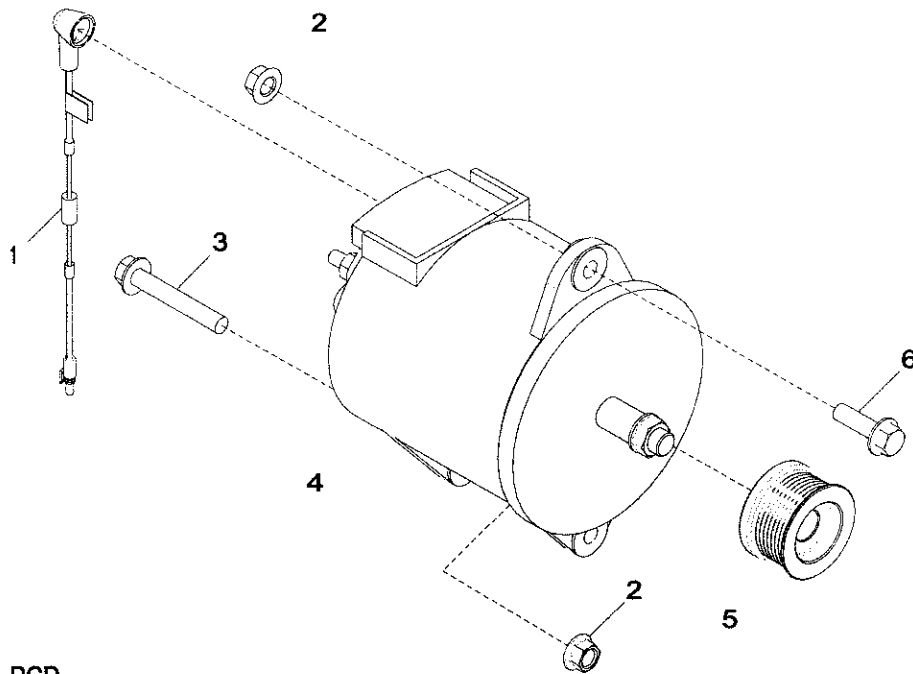
3127-	160
3138-	162
3140-	164
3141-	166
3142-	168
3148-	170
3149-	172
3195-	174
3196-	176



RGP16978

3127 Alternator
 3127 Alternateur
 3127 Drehstromgenerator
 3127 Alternatore
 3127 Alternador
 3127 Växelströmsgenerator

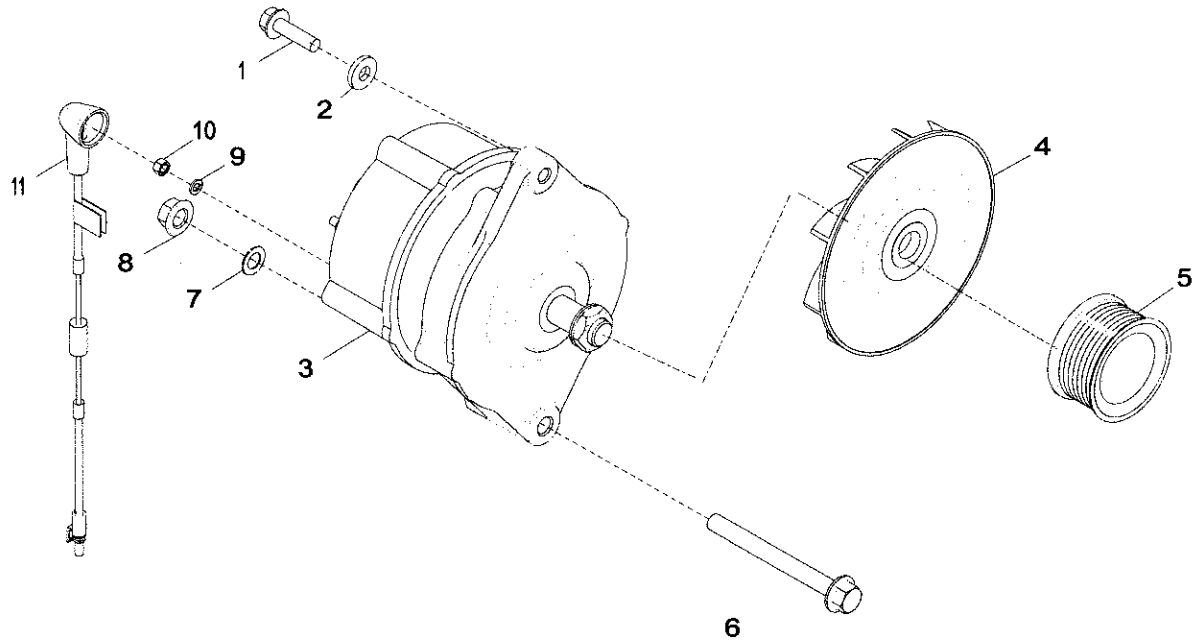
3127_RE517381_PCD A.1



3127_RE517381_PCD

Key	Part No.	Part Name	Qty.	Engine Serial No.	Remarks
1	RE505489	Wiring Harness	1		
2	14M7299	Flange Nut	3		M12
3	19M7818	Screw	1		M12 X 80
4	RE522329	Alternator	1		28V, 140AMP
5	SE502625	Alternator Reman	1		28V, 140AMP (REMAN FOR RE522329)
5	R128859	Pulley	1		
6	19M7791	Bolt	2		M12 X 40

3138 Alternator
 3138 Alternateur
 3138 Drehstromgenerator
 3138 Alternatore
 3138 Alternador
 3138 Växelströmgenerator
 3138_RE509779_PCD A.2

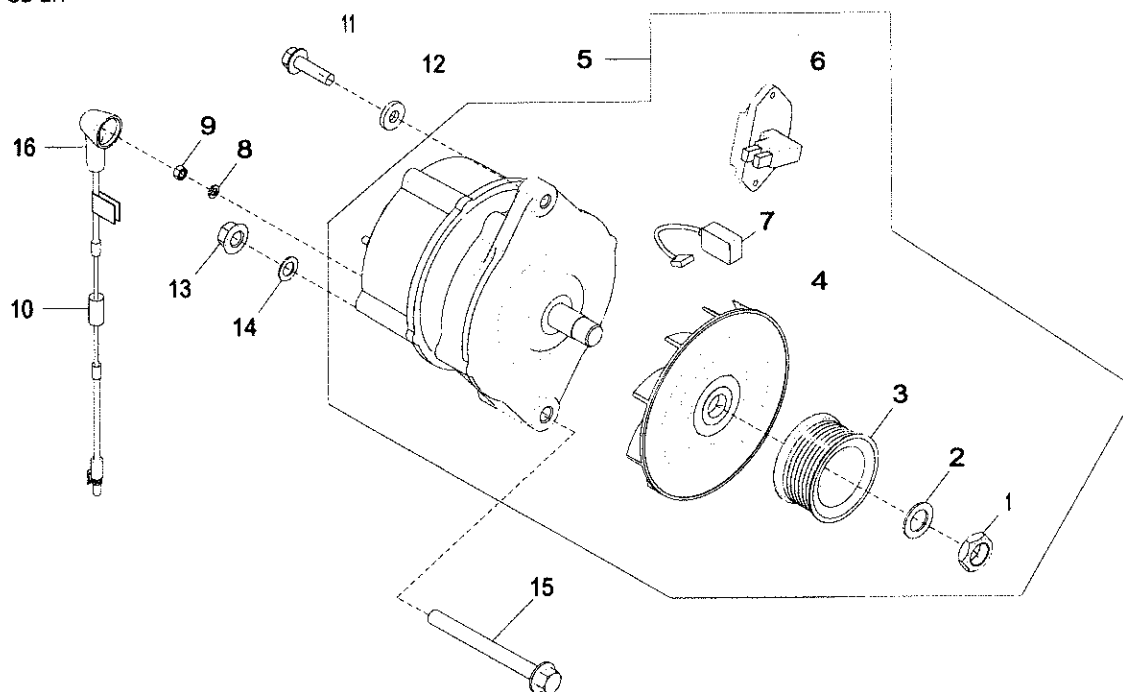


3138_RE509779_PCD

Key	Part No.	Part Name	Qty.	Engine Serial No.	Remarks
1	19M7868	Screw	1		M8 X 30, SUB FOR APPL 19M8291
2	R501065	Washer	1		
3	RE533516	Alternator	1		12 V: 75 A, INCLUDES R505711, RE516489, RE533941 AND RE533942
4	SE502626	Alternator Reman	1		12 V: 75 A, REMAN FOR RE533516
5	R505711	Fan	1		USE WITH RE533516 OR SE502626
6	RE516489	Pulley	1		USE WITH RE533516 OR SE502626
7	19M7812	Screw	1		M10 X 100
8	R64525	Thrust Washer	1		
9	14M7296	Flange Nut	1		M10
10	12M7064	Lock Washer	1		5 mm
11	14M7297	Nut	1		M5
..	RE505489	Wiring Harness	1		
..	RE533941	Capacitor	1		USE WITH RE533516 OR SE502626
..	RE533942	Regulator	1		USE WITH RE533516 OR SE502626; ORDER RE567824

3140 Alternator
 3140 Alternateur
 3140 Drehstromgenerator
 3140 Alternatore
 3140 Alternador
 3140 Växelströmsgenerator

3140_RE509781_PCD B.1

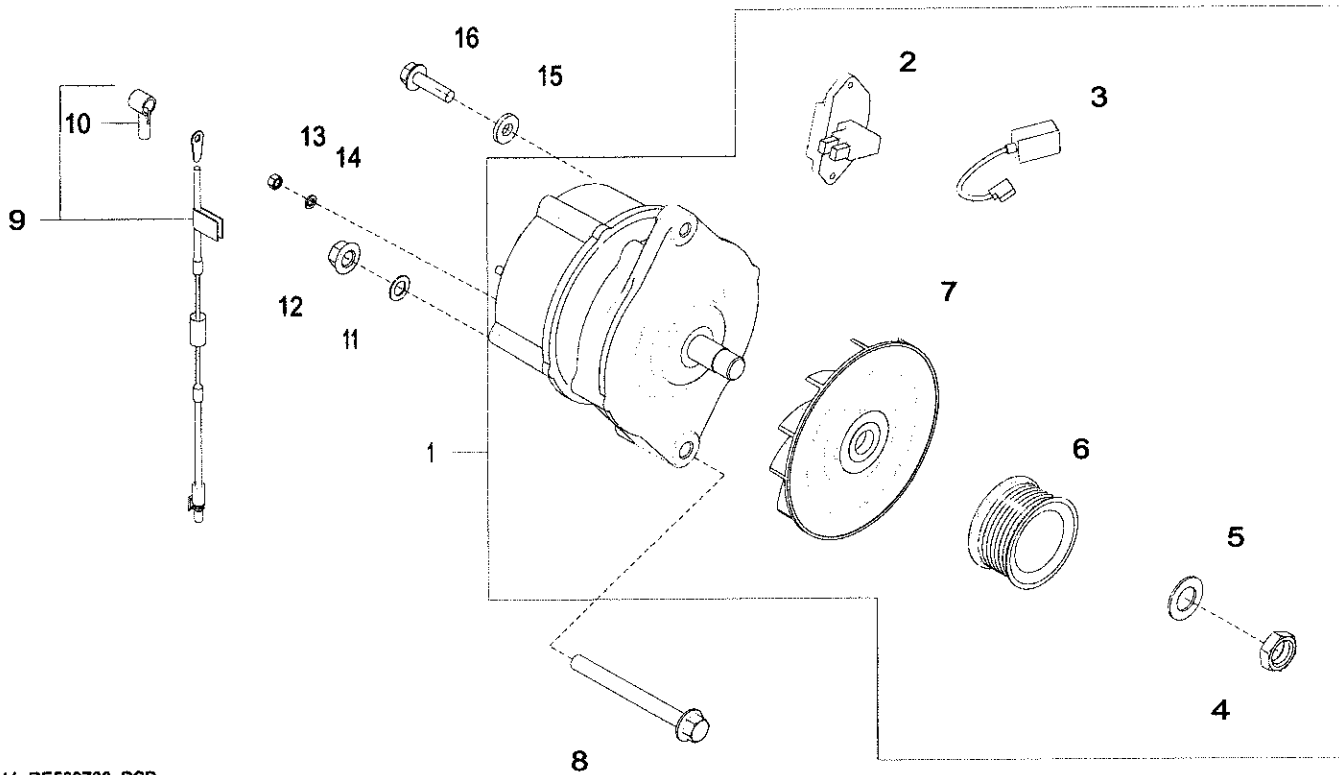


3140_RE509781_PCD

Key	Part No.	Part Name	Qty.	Engine Serial No.	Remarks
1	14M7158	Nut	1		M16
2	12M7132	Washer	1		17 X 30 X 0.800 mm
3	RE516489	Pulley	1		
4	R505711	Fan	1		
5	RE533653	Alternator	1		12 V; 95 A, SUB FOR AH137883; ISKRA
	SE501342	Alternator Reman	1		(A)
6	RE567824	Regulator	1		SUB FOR RE533942
7	RE533941	Capacitor	1		
8	12M7064	Lock Washer	1		5 mm
9	14M7297	Nut	1		M5
10	RE505489	Wiring Harness	1		INCLUDES R74993
11	19M7868	Screw	1		M8 X 30, SUB FOR APPL 19M8291
12	R501065	Washer	1		
13	14M7296	Flange Nut	1		M10
14	R64525	Thrust Washer	1		
15	19M7812	Screw	1		M10 X 100
16	R74993	Boot	1		

(A) Remanufactured
 Pièce réusinée
 Aufgearbeitet
 Ricondiz.
 Reconstruido
 Omarbetad

3141 Alternator
 3141 Alternateur
 3141 Drehstromgenerator
 3141 Alternatore
 3141 Alternador
 3141 Växelströmsgenerator
 3141_RE509783_PCD B.1

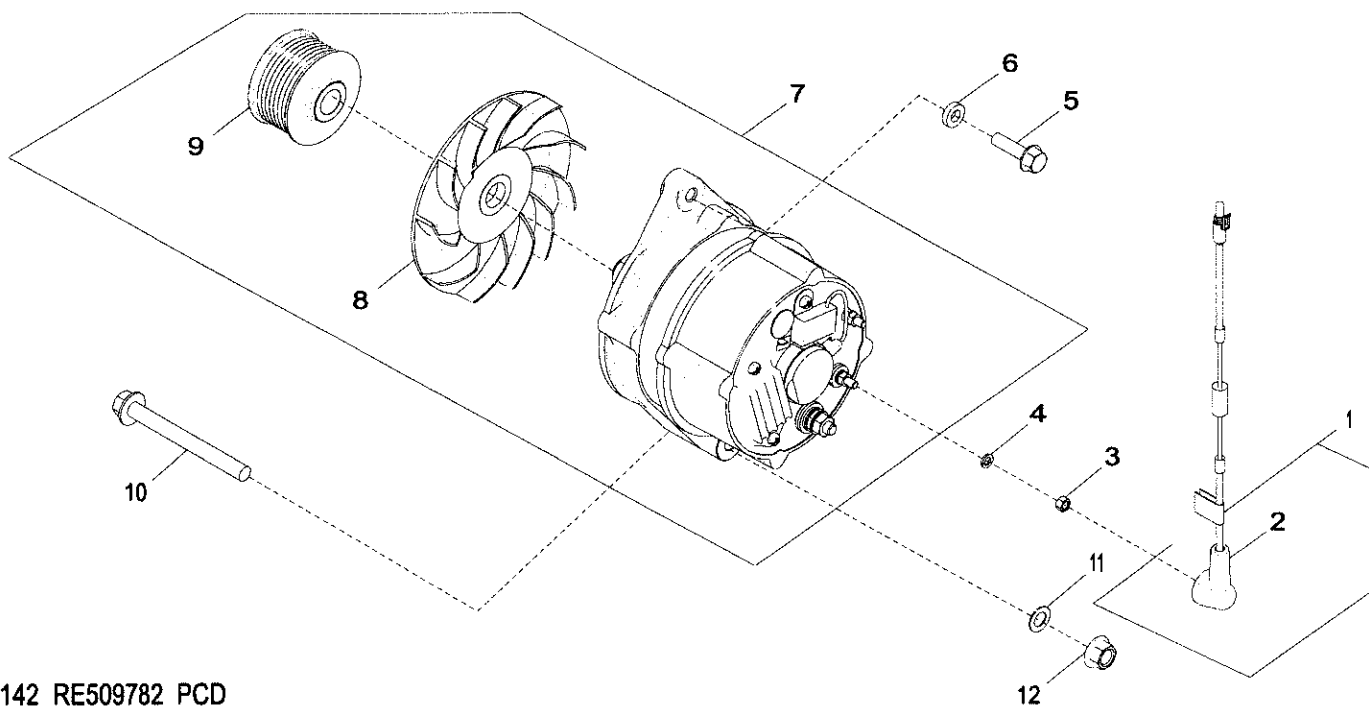


3141_RE509783_PCD

Key	Part No.	Part Name	Qty.	Engine Serial No.	Remarks
1	RE533654	Alternator	1		12 V; 120 A, SUB FOR AH165975
2	SE502628	Alternator Reman	1		REMAN FOR RE533654
2	RE567824	Regulator	1		14 V, SUB FOR RE533942
3	RE533941	Capacitor	1		
4	14M7158	Nut	1		M16
5	12M7131	Washer	1		17 X 30 X 1.600 mm, SUB FOR T10745
6	RE516489	Pulley	1		
7	R505711	Fan	1		
8	19M7812	Screw	1		M10 X 100
9	RE505489	Wiring Harness	1		
10	T103917	Boot	1		
11	R64525	Thrust Washer	1		
12	14M7296	Flange Nut	1		M10
13	14M7297	Nut	1		M5
14	12M7064	Lock Washer	1		5 mm
15	R501065	Washer	1		
16	19M7868	Screw	1		M8 X 30, SUB FOR APPL 19M8291

3142 Alternator
 3142 Alternateur
 3142 Drehstromgenerator
 3142 Alternatore
 3142 Alternador
 3142 Växelströmsgenerator

3142_RE509782_PCD A.1



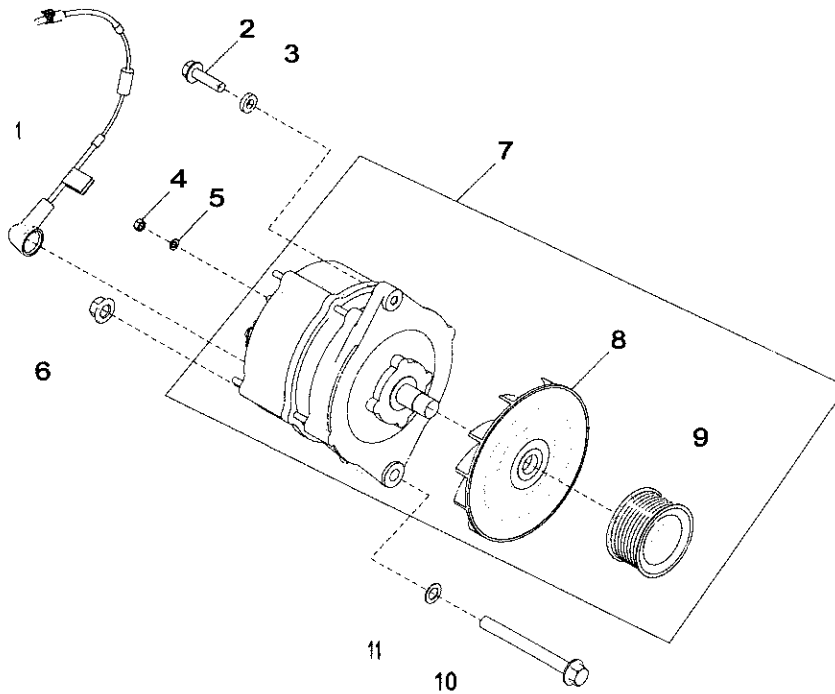
3142_RE509782_PCD

Key	Part No.	Part Name	Qty.	Engine Serial No.	Remarks
1	RE505489	Wiring Harness	1		
2	R74993	Boot	1		
3	14M7297	Nut	1		M5
4	12M7064	Lock Washer	1		5 mm
5	19M7868	Screw	1		M8 X 30
6	R501065	Washer	1		SUB FOR APPL R48808
7	RE537146	Alternator	1		24 V; 50 A, SUB FOR AT161324 AND RE507631; ISKRA
	AT161324	Alternator	1		(A) ORDER RE537146
	SE501341	Alternator Reman	1		REMAN FOR AT161324
8	R505711	Fan	1		
9	RE516489	Pulley	1		
10	19M7812	Screw	1		M10 X 100
11	R64525	Thrust Washer	1		
12	14M7296	Flange Nut	1		M10
13	RE533941	Capacitor	1		(A)
14	RE567824	Regulator	1		(A) SUB FOR RE533942

(A) Not illustrated
 Non illustré
 Nicht abgebildet
 Non in figura
 No se ilustra
 Visas ej på bilden

3148 Alternator
 3148 Alternateur
 3148 Drehstromgenerator
 3148 Alternatore
 3148 Alternador
 3148 Växelströmsgenerator

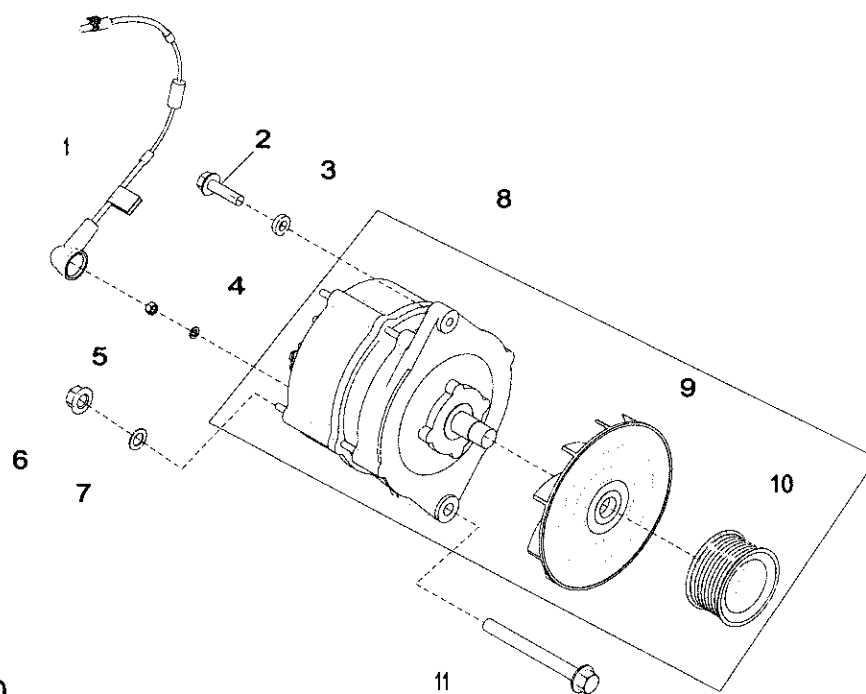
3148_RE527043_PCD A.1



3148_RE527043_PCD

Key	Part No.	Part Name	Qty.	Engine Serial No.	Remarks
1	RE505489	Wiring Harness	1		
2	19M7868	Screw	1		M8 X 30
3	R501065	Washer	1		SUB FOR APPL R48808
4	14M7297	Nut	2		M5
5	12M7064	Lock Washer	2		5 mm
6	14M7296	Flange Nut	1		M10
7	RE540412	Alternator	1		14 V, 75 A
8	R505711	Fan	1		
9	RE516489	Pulley	1		
10	19M7812	Screw	1		M10 X 100
11	R64525	Thrust Washer	1		

3149 Alternator
 3149 Alternateur
 3149 Drehstromgenerator
 3149 Alternatore
 3149 Alternador
 3149 Växelströmsgenerator
 3149_RE527044_PCD A.1

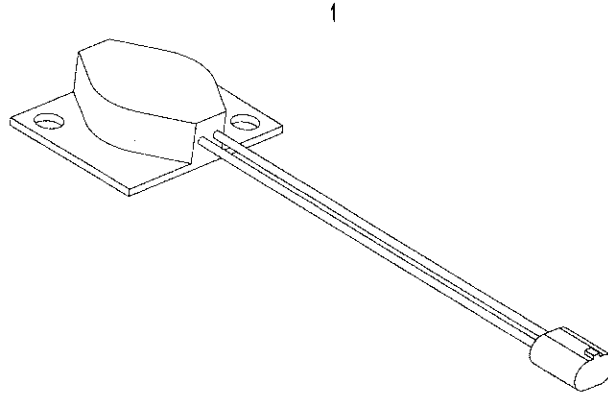


3149_RE527044_PCD

Key	Part No.	Part Name	Qty.	Engine Serial No.	Remarks
1	RE505489	Wiring Harness	1		
2	19M7868	Screw	1		M8 X 30
3	R501065	Washer	1		SUB FOR APPL R48808
4	12M7064	Lock Washer	2		5 mm
5	14M7297	Nut	2		M5
6	14M7296	Flange Nut	1		M10
7	R64525	Thrust Washer	1		
8	RE540413	Alternator	1		28 V, 50 A
9	R505711	Fan	1		
10	RE516489	Pulley	1		
11	19M7812	Screw	1		M10 X 100

3195 Diode
3195 Diode
3195 Diode
3195 Diodo
3195 Diodo
3195 Diod

3195_RE509754_PCD A.1

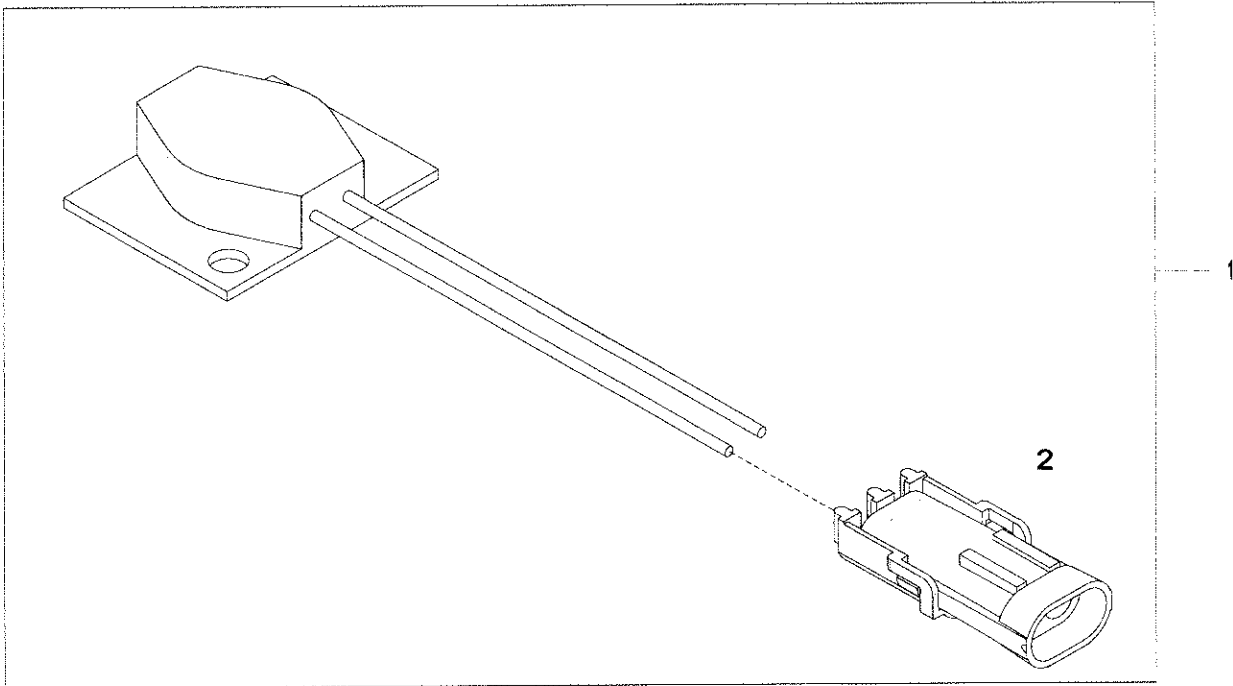


3195_RE509754_PCD

Key	Part No.	Part Name	Qty.	Engine Serial No.	Remarks
1	AT157679	Diode	1		

3196 Diode
3196 Diode
3196 Diode
3196 Diodo
3196 Diodo
3196 Diod

3196_RE509755_PCD C.1



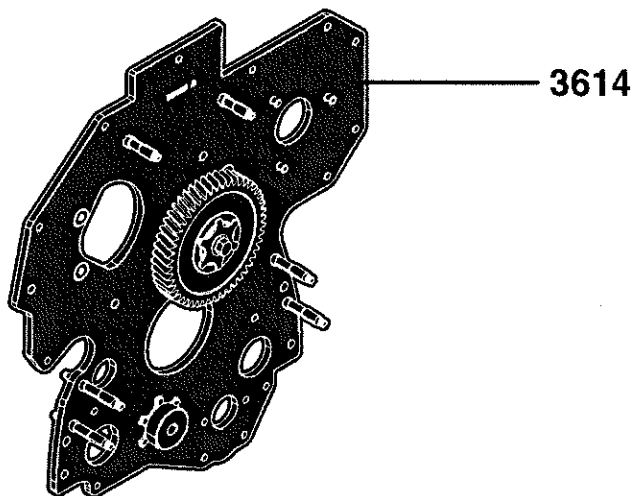
3196_RE509755_PCD

Key	Part No.	Part Name	Qty.	Engine Serial No.	Remarks
1	AT163022	Diode	1	24 V	
2	R78053	Electrical Connector Assy	1		
	57M9216	Elec. Connector Seal	2		
	57M9544	Elec. Connector Terminal	2		

Sectional Pictorial Index
Index d'illustrations par sections.
Gruppenbildindex
Indice illustrato delle sezioni
Indice de ilustraciones por secciones
Avsnittsbildregister

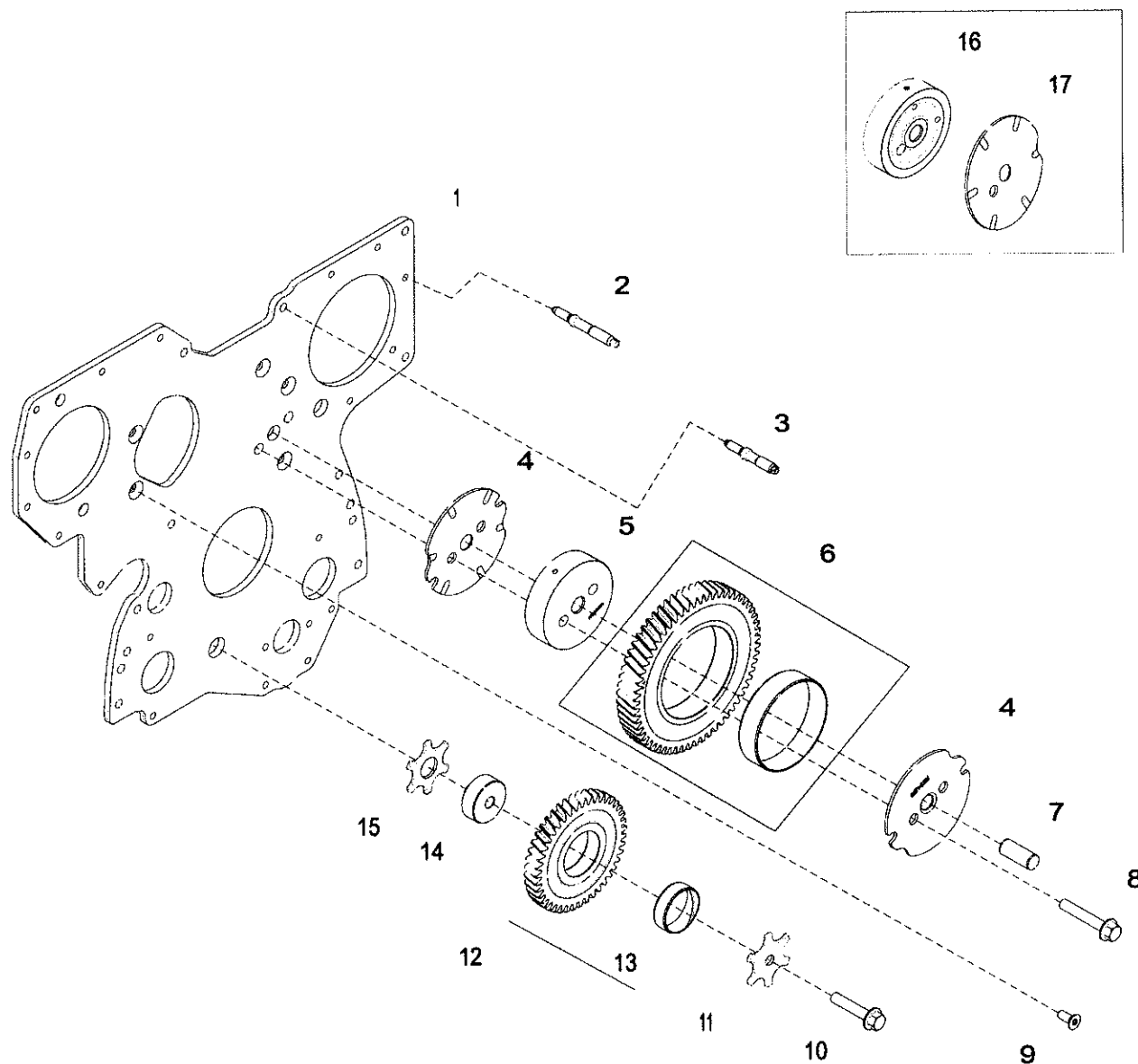
3614- 180

RGP16979 A.1



RGP16979

3614 Front Plate
 3614 Plaque avant
 3614 Frontplatte
 3614 Piastra anteriore
 3614 Placa frontal
 3614 Främre plåt
 3614_RE506566_PCD E.1



3614_RE506566_PCD

Key	Part No.	Part Name	Qty.	Engine Serial No.	Remarks
1	R537772	Plate	1		SUB FOR R504282
2	R520139	Stud	7		
3	R134518	Stud	2		
4	R534219	Thrust Washer	2		
5	R534218	Shaft	1		(A) Z = 60
6	RE508489	Gear	1		
7	R515408	Dowel Pin	1		
8	19M8844	Screw	2		M10 X 60
9	R136475	Screw	5		
10	19M8966	Screw	1		M10 X 50
11	R131283	Thrust Washer	1		
12	RE56369	Gear	1		(B) Z = 43
13	R114193	Bushing	1		
14	R114194	Shaft	1		
15	R101225	Thrust Washer	1		
16	R504843	Shaft	1		ORDER R534218
17	R515494	Thrust Washer	1		ORDER R534219

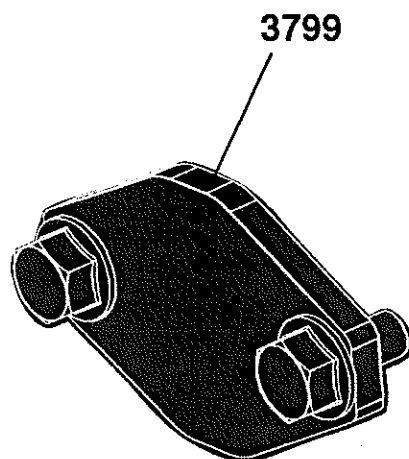
(A) Upper Idler Gear
 Pignon intermédiaire supérieur
 Oberes Zwischenrad
 Ingranaggio di rinvio superiore
 Piñón loco superior
 Övre mellandrev

(B) Lower Idler Gear
 Pignon intermédiaire inférieur
 Unteres Zwischenrad
 Ingranaggio di rinvio inferiore
 Piñón loco inferior
 Nedre mellandrev

Sectional Pictorial Index
Index d'illustrations par sections.
Gruppenbildindex
Indice illustrato delle sezioni
Indice de ilustraciones por secciones
Avsnittsbildregister

3799- 184

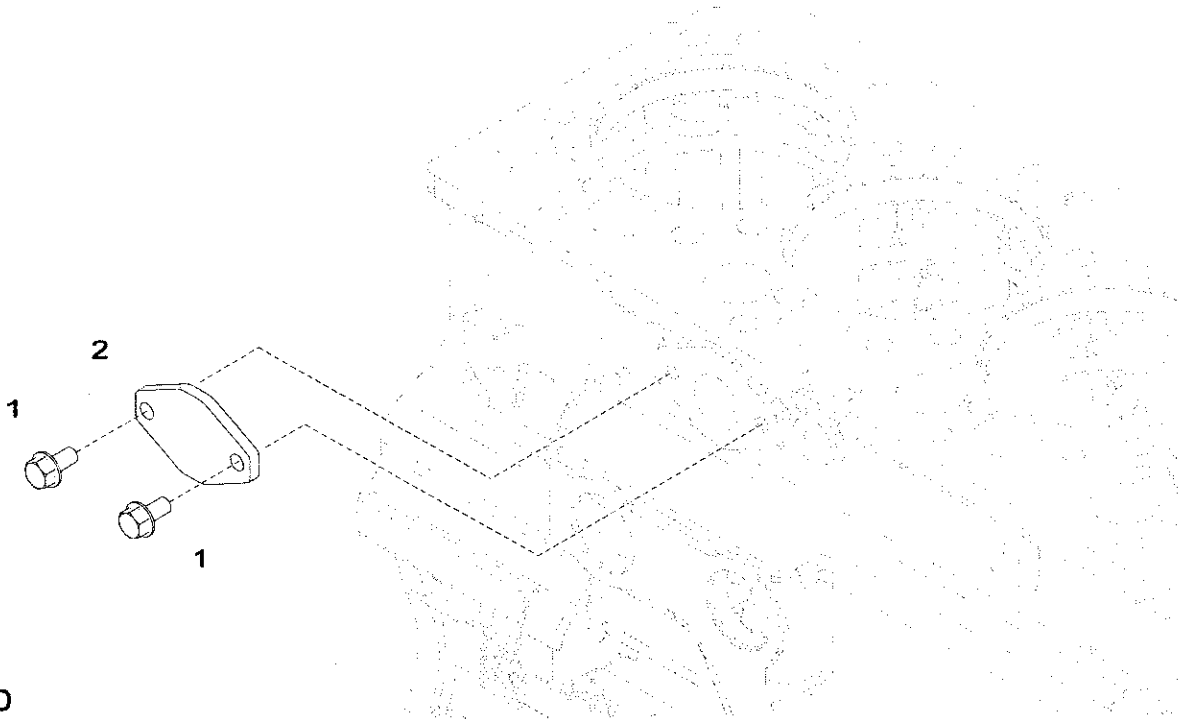
RGP16980 A.1



RGP16980

3799 Fuel Transfer Pump Cover
3799 Couvercle de pompe de transfert de carburant
3799 Kraftstofförderpumpen-Abdeckung
3799 Coperchio pompa trasferimento combustibile
3799 Cubierta de la bomba de transferencia de combustible
3799 Bränslepumpkåpa

3799_RE59619_PCD A.1



3799_RE59619_PCD

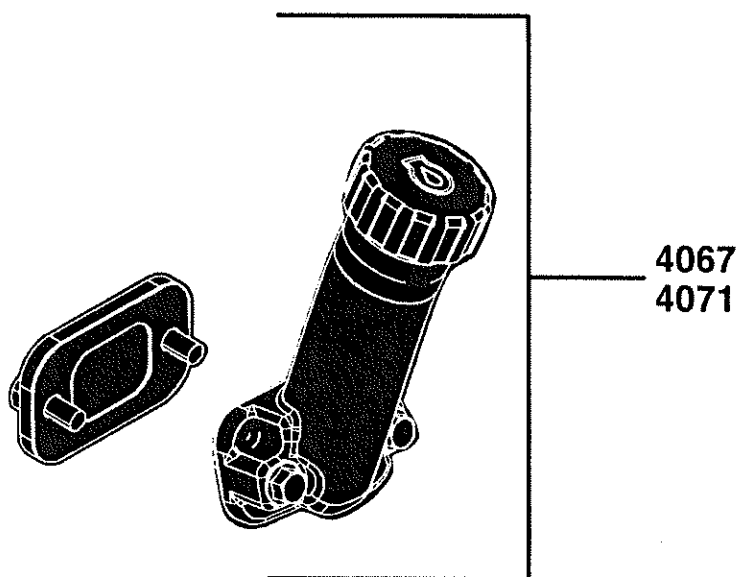
Key	Part No.	Part Name	Qty.	Engine Serial No.	Remarks
1	RE66334	Cap Screw	2		
2	R123396	Cover	1	(A)	

(A) Threads With Pre-Applied Sealant
 Filetages avec produit d'étanchéité préappliqué
 Gewinde mit vorausgetragenem Dichtmittel
 Filetti con sigillante preapplicato
 Roscas con pasta selladora preaplicada
 Gångor med redan applicerat tätningmedel

Sectional Pictorial Index
Index d'illustrations par sections.
Gruppenbildindex
Indice illustrato delle sezioni
Indice de ilustraciones por secciones
Avsnittsbildregister

RGP16981 A.1

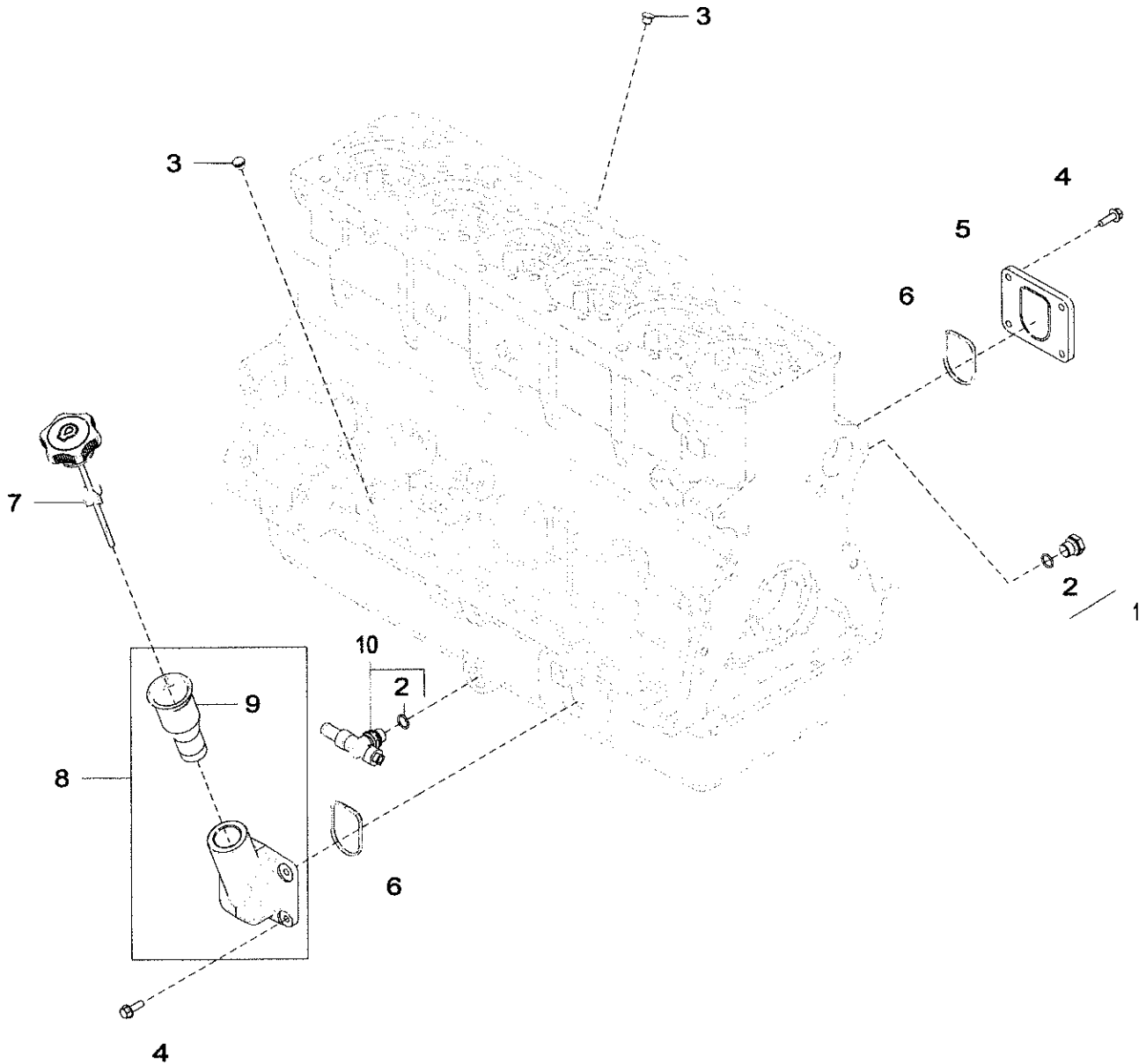
4067-	188
4071-	190



RGP16981

4067 Engine Oil Dipstick
 4067 Jauge de niveau d'huile moteur
 4067 Motoröl-Meßstab
 4067 Astina livello olio motore
 4067 Varilla de nivel de aceite de motor
 4067 Mätsticka

4067_RE535908_PCD B.1

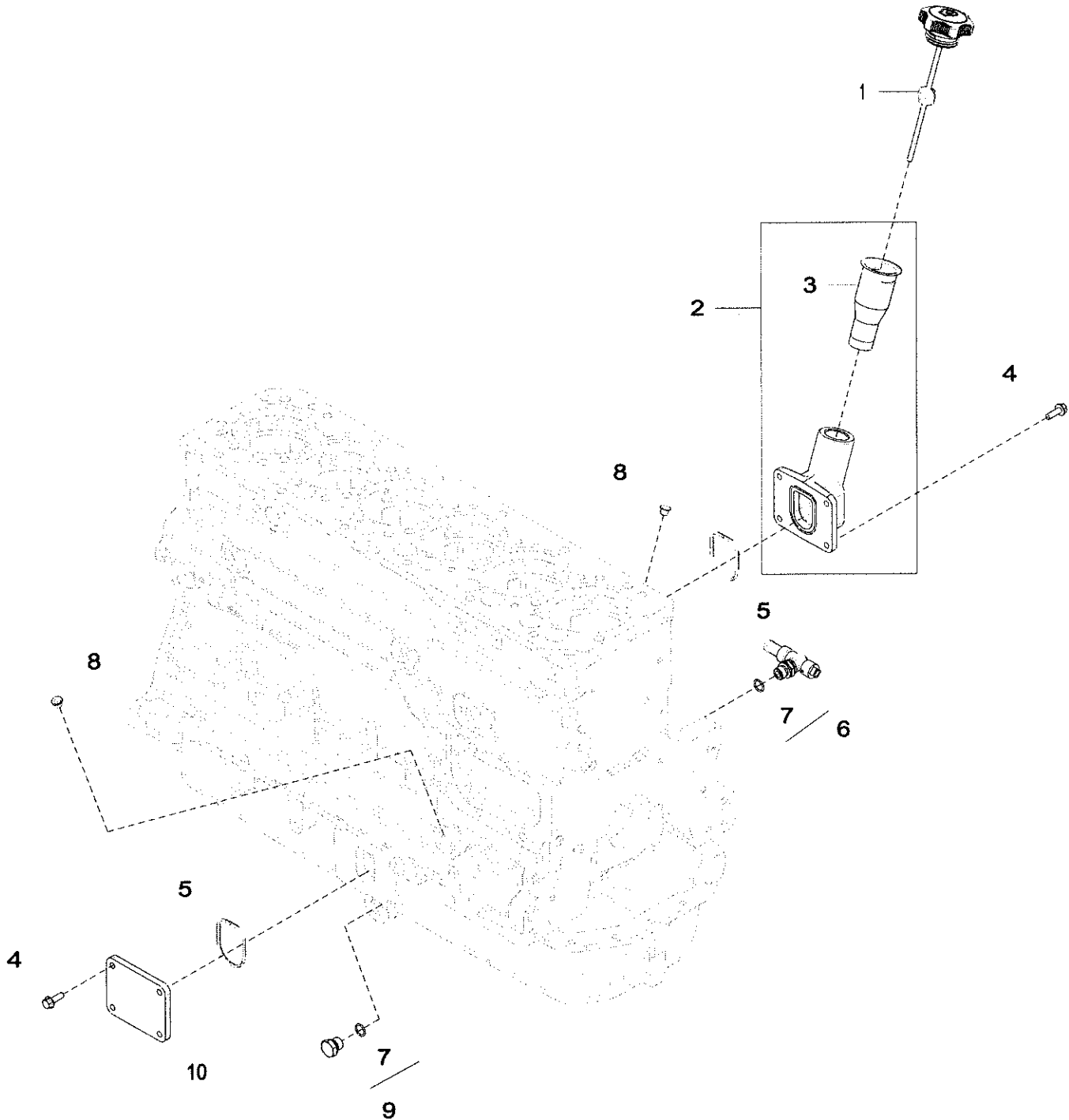


4067_RE535908_PCD

Key	Part No.	Part Name	Qty.	Engine Serial No.	Remarks
1	RE46685	Fitting Plug	1		
2	51M7043	O-Ring	2		15.300 X 2.200 mm
3	R502725	Plug	2		
4	19M7867	Screw	8		M8 X 25
5	R526740	Plate	1		
6	R526745	Seal	2		
7	RE500217	Dipstick	1		
8	RE535754	Housing	1		MARKED R526742
9	R121765	Dipstick Tube	1		
10	RE507952	Drain Valve	1		

4071 Engine Oil Dipstick
 4071 Jauge à huile moteur
 4071 Motoröl-Meßstab
 4071 Astina livello olio motore
 4071 Asilla para medir el nivel de aceite de motor
 4071 Mätsticka

4071_RE538139_PCD C.1



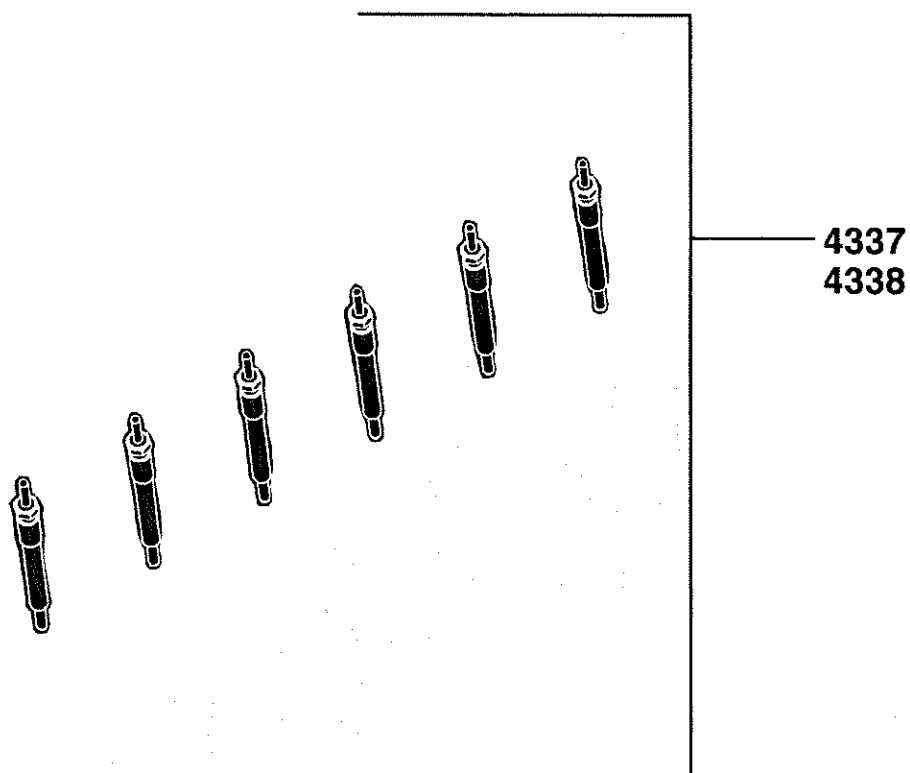
4071_RE538139_PCD

Key	Part No.	Part Name	Qty.	Engine Serial No.	Remarks
1	RE500217	Dipstick	1		
2	RE535754	Housing	1		
3	R121765	Dipstick Tube	1		MARKED R526742
4	19M7867	Screw	8		
5	R526745	Seal	2		M8 X 25
6	RE507952	Drain Valve	1		
7	51M7043	O-Ring	2		15.300 X 2.200 mm
8	R502725	Plug	2		
9	RE46685	Fitting Plug	1		
10	R526740	Plate	1		

Sectional Pictorial Index
Index d'illustrations par sections.
Gruppenbildindex
Indice illustrato delle sezioni
Indice de ilustraciones por secciones
Avsnittsbildregister

RGP16982 A.1

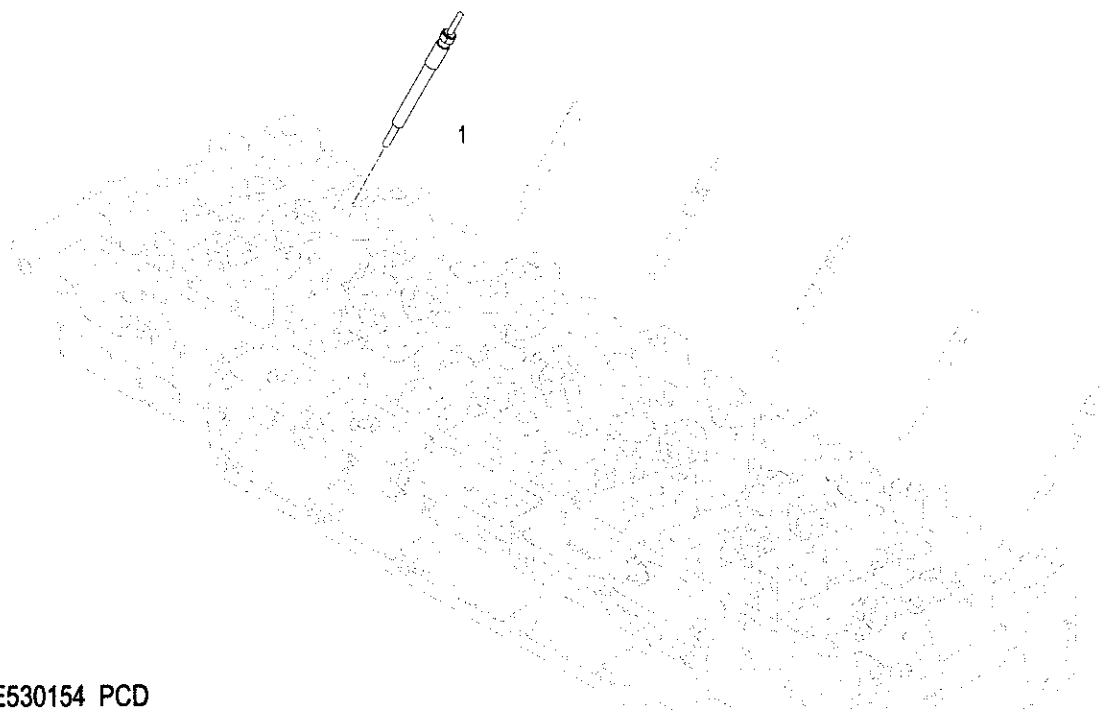
4337-	194
4338-	196



RGP16982

4337 Starting Aid
4337 Aide au démarrage
4337 Starthilfe
4337 Dispositivo ausiliario di avviamento
4337 Auxiliar de arranque
4337 Starthjälp

4337_RE530154_PCD A.1

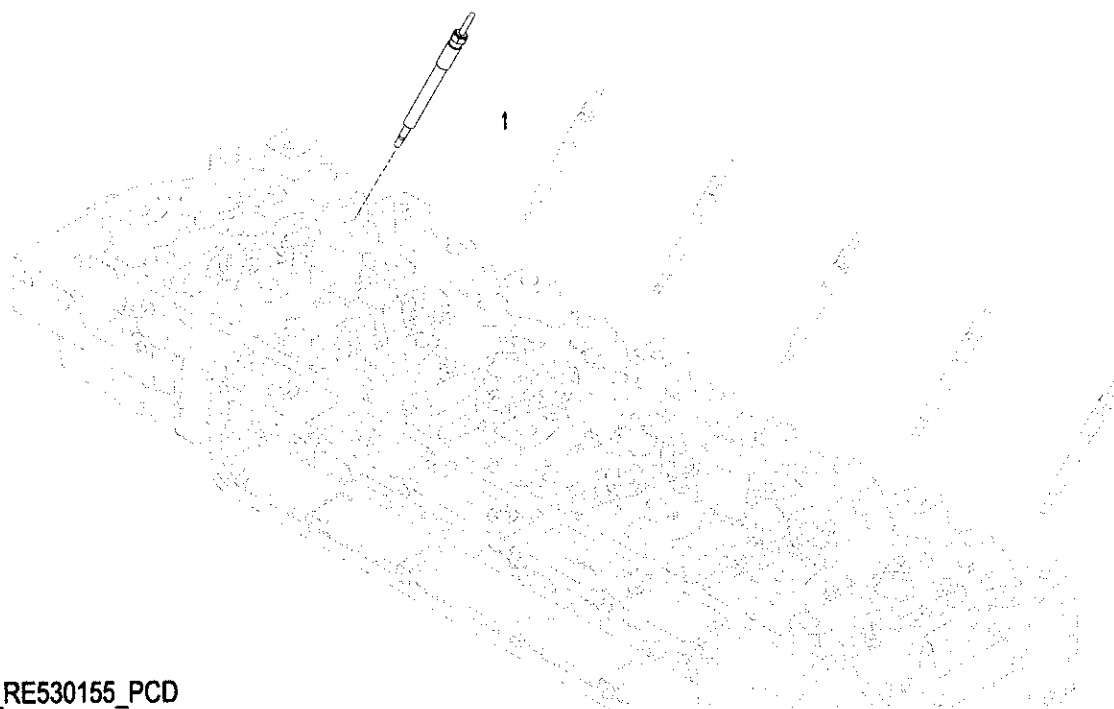


4337_RE530154_PCD

Key	Part No.	Part Name	Qty.	Engine Serial No.	Remarks
1	RE504580	Glow Plug	6		

4338 Starting Aid
4338 Aide au démarrage
4338 Starthilfe
4338 Dispositivo ausiliario di avviamento
4338 Auxiliar de arranque
4338 Starthjälp

4338_RE530155_PCD A.1




4338_RE530155_PCD

Key	Part No.	Part Name	Qty.	Engine Serial No.	Remarks
1	RE515622	Glow Plug	6		

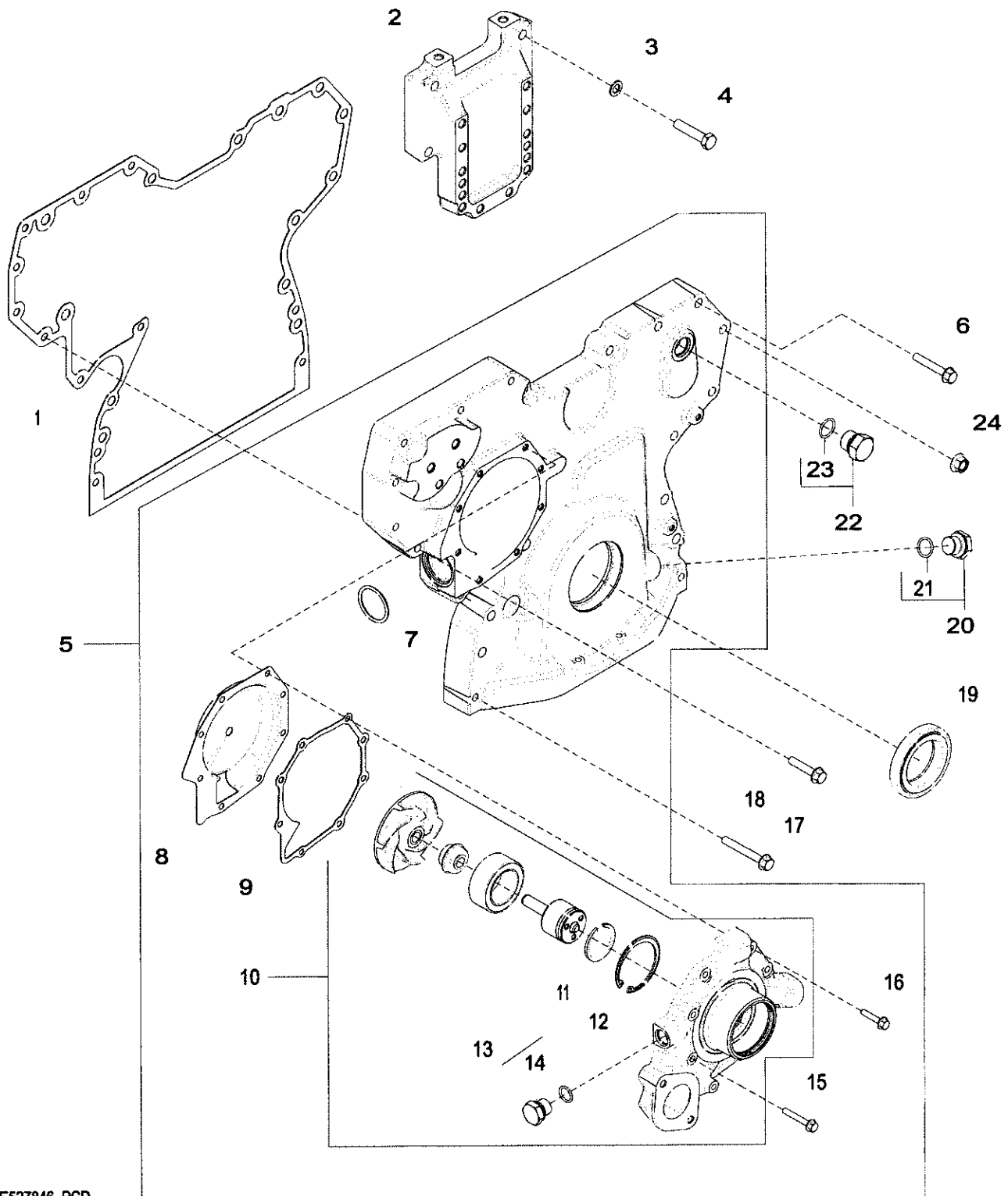
Sectional Pictorial Index
Index d'illustrations par sections.
Gruppenbildindex
Indice illustrato delle sezioni
Indice de ilustraciones por secciones
Avsnittsbildregister

RGP16983 A.1



4443

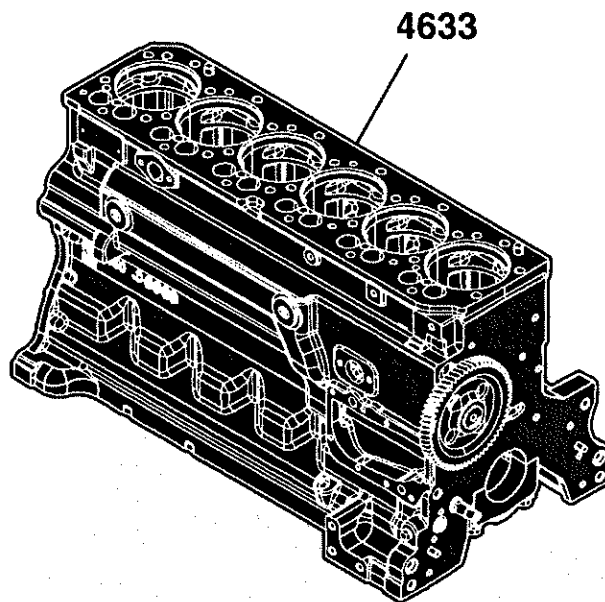
RGP16983



Key	Part No.	Part Name	Qty.	Engine Serial No.	Remarks
1	R545883	Gasket	1		SUB FOR R526944 OR R523184
2	R522907	Support	1		SUB FOR R516557
3	24M7096	Washer	4		10.500 X 18 X 1.600 mm
4	19M8488	Cap Screw	4		M10 X 45
5	DZ10384	Cover	1		MARKED DZ104970; SUB FOR RE527847
6	19M7800	Screw	8		M8 X 50
7	R504734	O-Ring	1		
8	RE508566	Insert	1		
9	R123417	Gasket	1		
10	RE527848	Water Pump	1		MARKED R522301; ALSO ORDER RE508566 AND R123417
11	A364R	Snap Ring	1		
12	R71228	Ring	1		
13	RE46685	Fitting Plug	1		
14	51M7043	O-Ring	1		15.300 X 2.200 mm
15	19M7797	Screw	3		M6 X 40
16	19M7796	Screw	5		M6 X 30
17	19M7801	Screw	3		M8 X 60
18	19M8317	Screw	1		M8 X 40
19	RE538097	Seal	1		SUB FOR RE505515
20	RE517370	Fitting	1		
21	51M7044	O-Ring	1		17.300 X 2.200 mm
22	RE46687	Drain Plug	1		
23	51M7045	O-Ring	1		19.300 X 2.200 mm
24	14M7296	Flange Nut	9		M10

Sectional Pictorial Index
Index d'illustrations par sections.
Gruppenbildindex
Indice illustrato delle sezioni
Índice de ilustraciones por secciones
Avsnittsbildregister

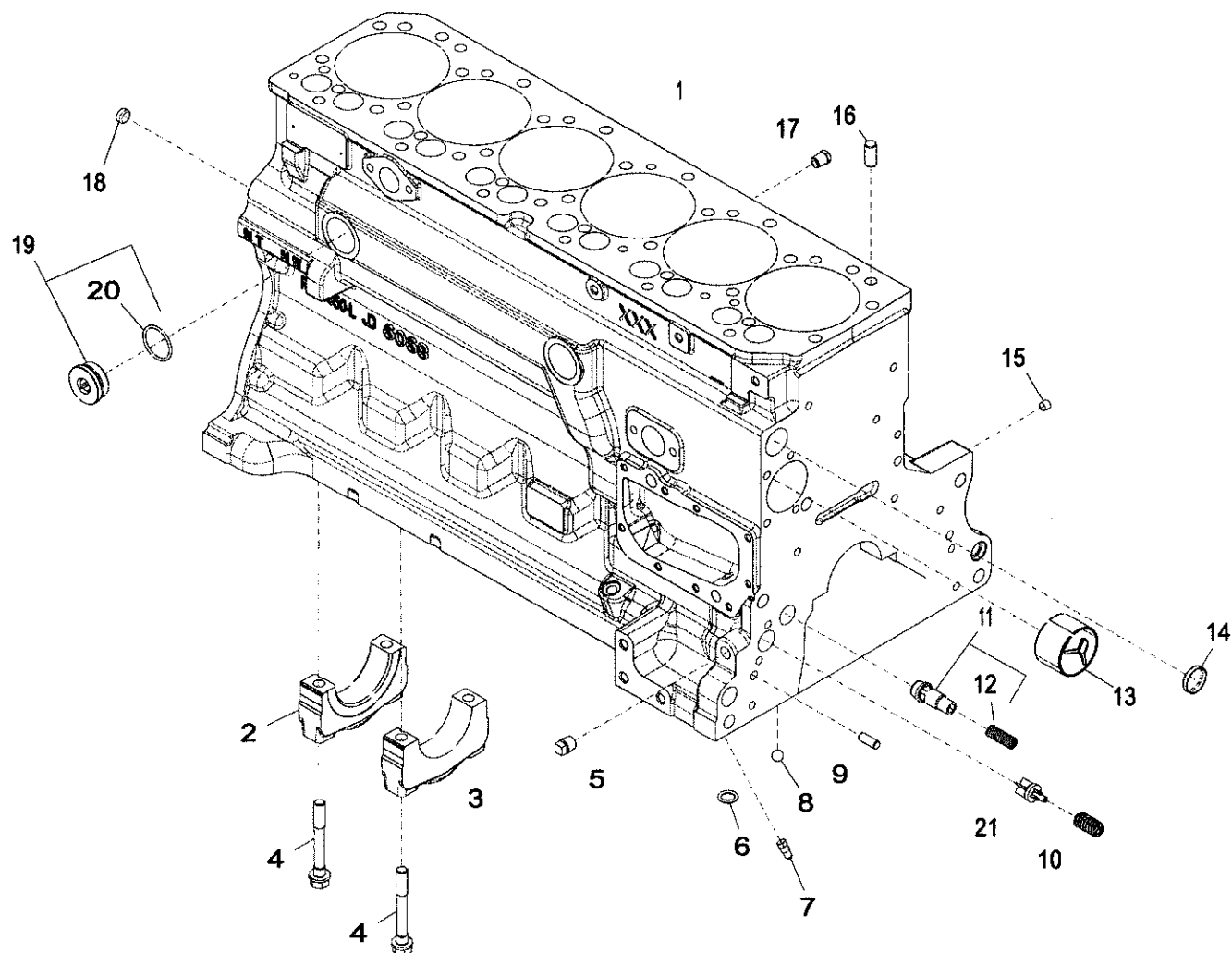
RGP16984 A.1



RGP16984

4633 Engine Cylinder Block
 4633 Bloc-cylindres de moteur
 4633 Motorzylinderblock
 4633 Monoblocco motore
 4633 Bloque de cilindros de motor
 4633 Motorblock

4633_RE522134_PCD C.2

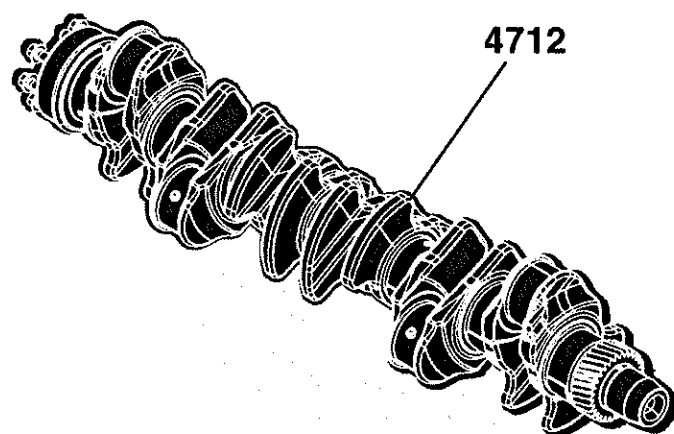


4633_RE522134_PCD

Key	Part No.	Part Name	Qty.	Engine Serial No.	Remarks
1	Cylinder Block	1		MARKED R504850; ORDER RE528638
2	R535004	Bearing Cap	1		MARKED R536083
3	R536082	Bearing Cap	6		MARKED R536083
4	R535005	Cap Screw	14		
5	15H695	Pipe Plug	1		3/8",
6	R97185	O-Ring	1		
7	R131182	Orifice	6		
8	D2361R	Ball	1		
9	R26650	Dowel Pin	2		9.525 X 25.400 mm, SUB FOR B154R
10	R111137	Spring	1		
11	RE505501	Bleed Valve	1		
12	R131425	Compression Spring	1		
13	R119874	Bushing	1		ALSO ORDER TY6333
14	R116466	Plug	1		
15	RE71255	Pipe Plug	1		SUB FOR R104592 AND RE42713
16	R48685	Dowel Pin	4		SUB FOR A120R
17	RE507807	Pipe Plug	1		1/4"-18 NPT
18	T18891	Plug	2		OD = 16 mm
19	RE508185	Fitting	2		1-5/8"-12 UN
20	U13639	O-Ring	1		1-5/8"-12 UN
21	R121043	Valve	1		

Sectional Pictorial Index
Index d'illustrations par sections.
Gruppenbildindex
Indice illustrato delle sezioni
Índice de ilustraciones por secciones
Avsnittsbildregister

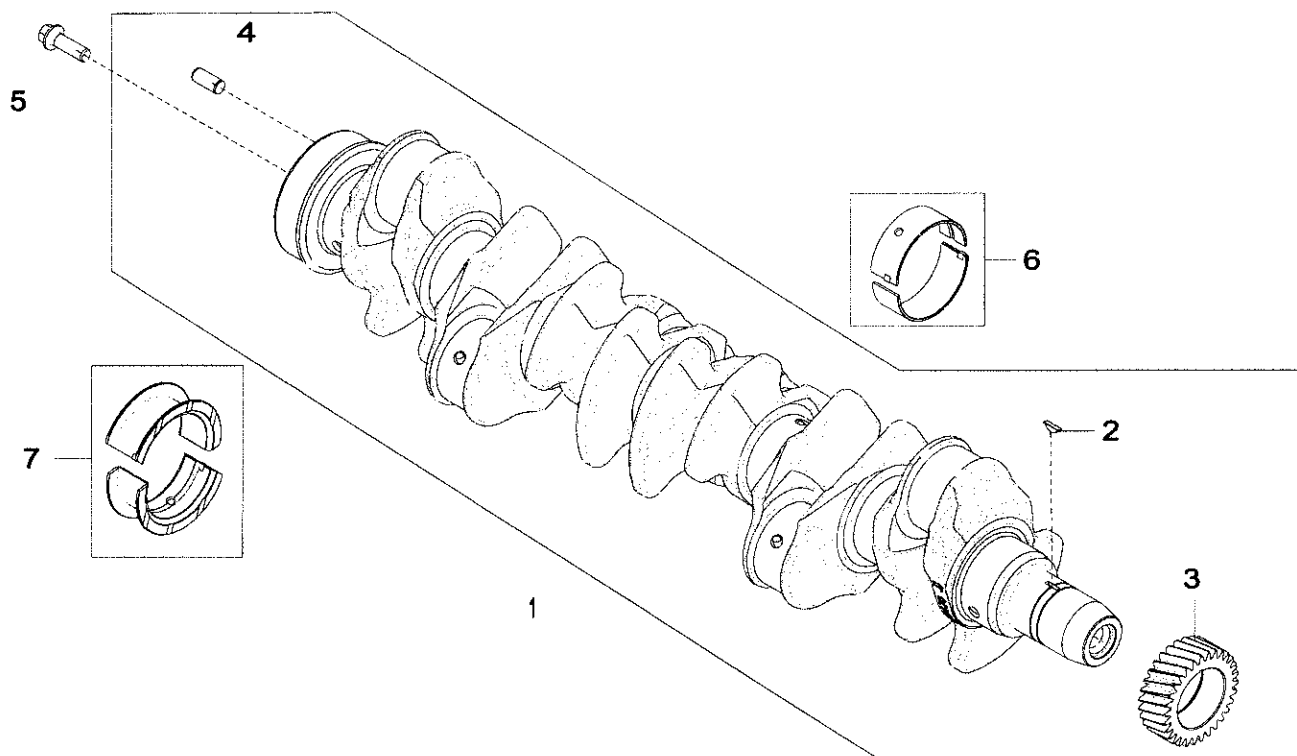
RGP16985 A.1



RGP16985

4712 Crankshaft and Bearings
 4712 Vilebrequin et paliers
 4712 Kurbelwelle und Lager
 4712 Albero a gomiti e cuscinetti
 4712 Cigüñal y cojinetes
 4712 Vevaxel och lager

4712_RE506346_PCD B.1




4712_RE506346_PCD

Key	Part No.	Part Name	Qty.	Engine Serial No.	Remarks
1	RE505921	Crankshaft	1		MARKED R503470; ALSO ORDER RE537070 AND RE537071
	SE501655	Crankshaft Reman	1		(A) REMAN FOR RE505921
2	R505609	Shaft Key	1		LGTH = 18.5 mm
3	R120631	Gear	1		Z = 30
4	R48685	Dowel Pin	1		SUB FOR A120R
5	R135918	Bolt	6		
6	RE65165	Bearing Kit	6		STD, Kit, R123561 AND R123562
	RE65911	Bearing	AR		US = 0.254 mm, Kit, R130576 AND R130577
7	RE65168	Bearing Kit	1		STD, Kit, R123564 AND R123563
	RE65912	Thrust Bearing	AR		US = 0.254 mm, Kit, R130574 AND R130575

(A) With Bearings
 AVEC ROULEMENTS
 Mit Lagern
 Con cuscinetti
 Con cojinetes
 Med lager

Sectional Pictorial Index
Index d'illustrations par sections.
Gruppenbildindex
Indice illustrato delle sezioni
Índice de ilustraciones por secciones
Avsnittsbildregister

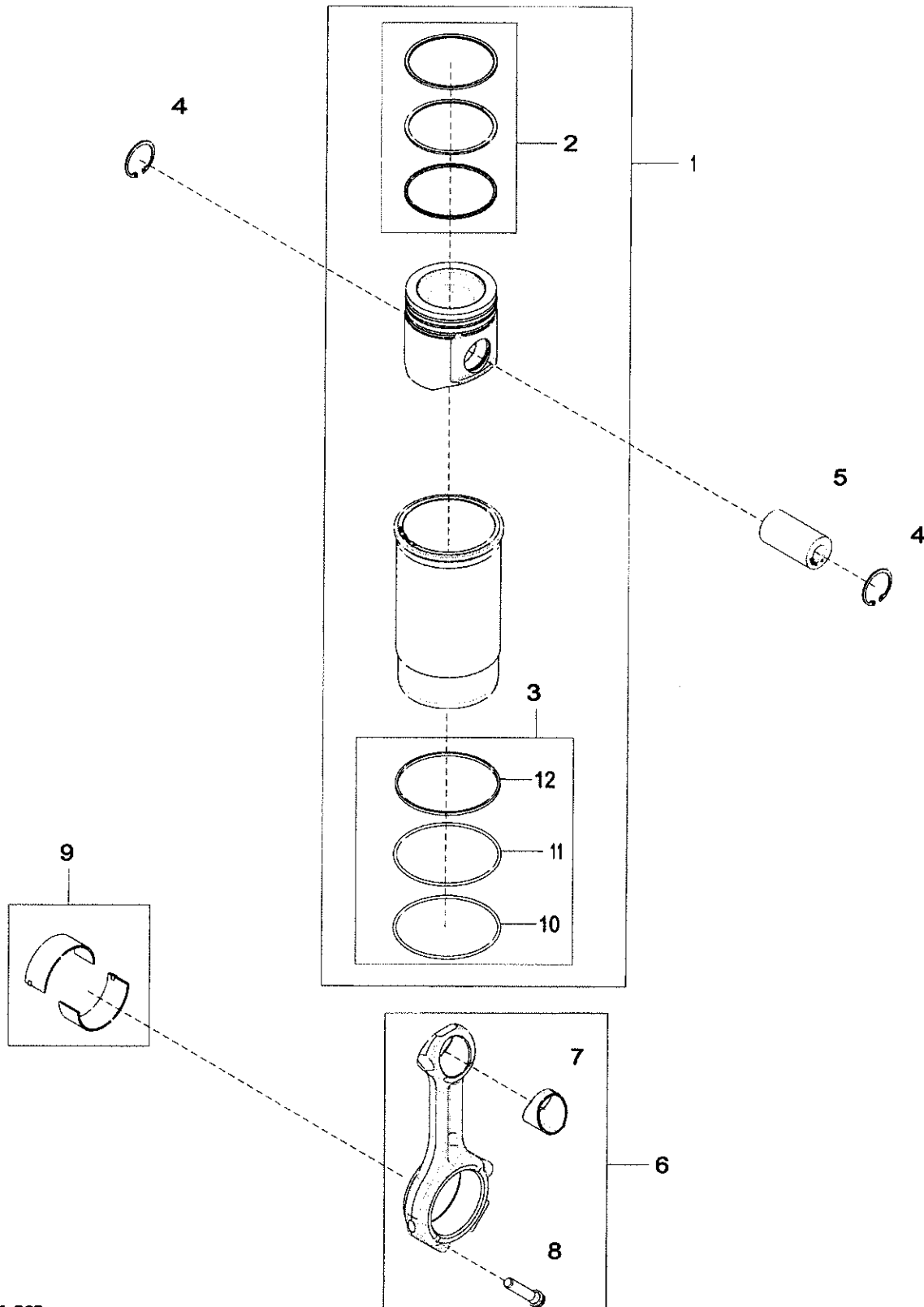
RGP16986 A.1



RGP16986

4852 Connecting Rod, Piston and Liner
 4852 Bielle, piston et chemise
 4852 Pleuelstange, Kolben und Büchse
 4852 Biella, pistone e camicia
 4852 Biela, émbolo y forro
 4852 Vevstake, kolv och foder

4852_RE540272_PCD B.1



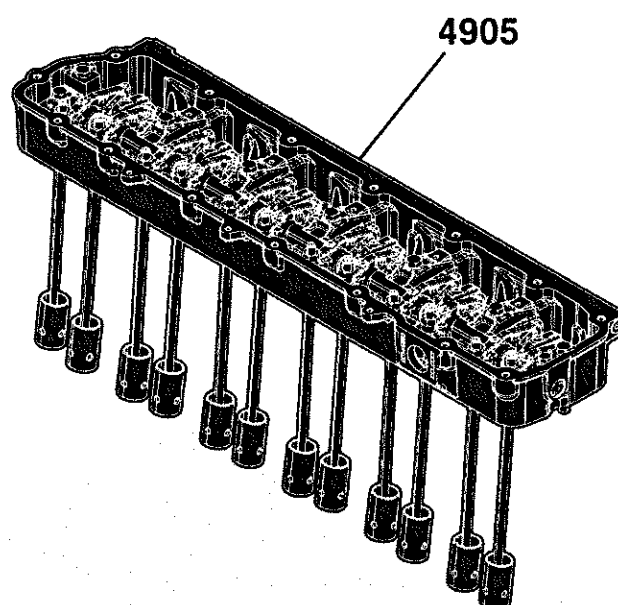
4852_RE540272_PCD

Key	Part No.	Part Name	Qty.	Engine Serial No.	Remarks
1	RE540936	Piston-Liner Kit	6		
2	RE524453	Piston Ring Kit	1		
3	AR65507	O-Ring Kit	1		
4	R54114	Snap Ring	12		
5	R502755	Piston Pin	6		
6	RE500608	Connecting Rod	6		
7	SE501094	Connecting Rod Reman	6		REMAN FOR RE500608
8	R114082	Bushing	1		
9	R501124	Screw	2		
10	RE65908	Bearing	6		
11	R55453	O-Ring	6		
12	R26121	O-Ring	6		
12	R48767	Packing	6		

Sectional Pictorial Index
Index d'illustrations par sections.
Gruppenbildindex
Indice illustrato delle sezioni
Indice de ilustraciones por secciones
Avsnittsbildregister

4905-	216
4940-	218

RGP16987 A.1



RGP16987

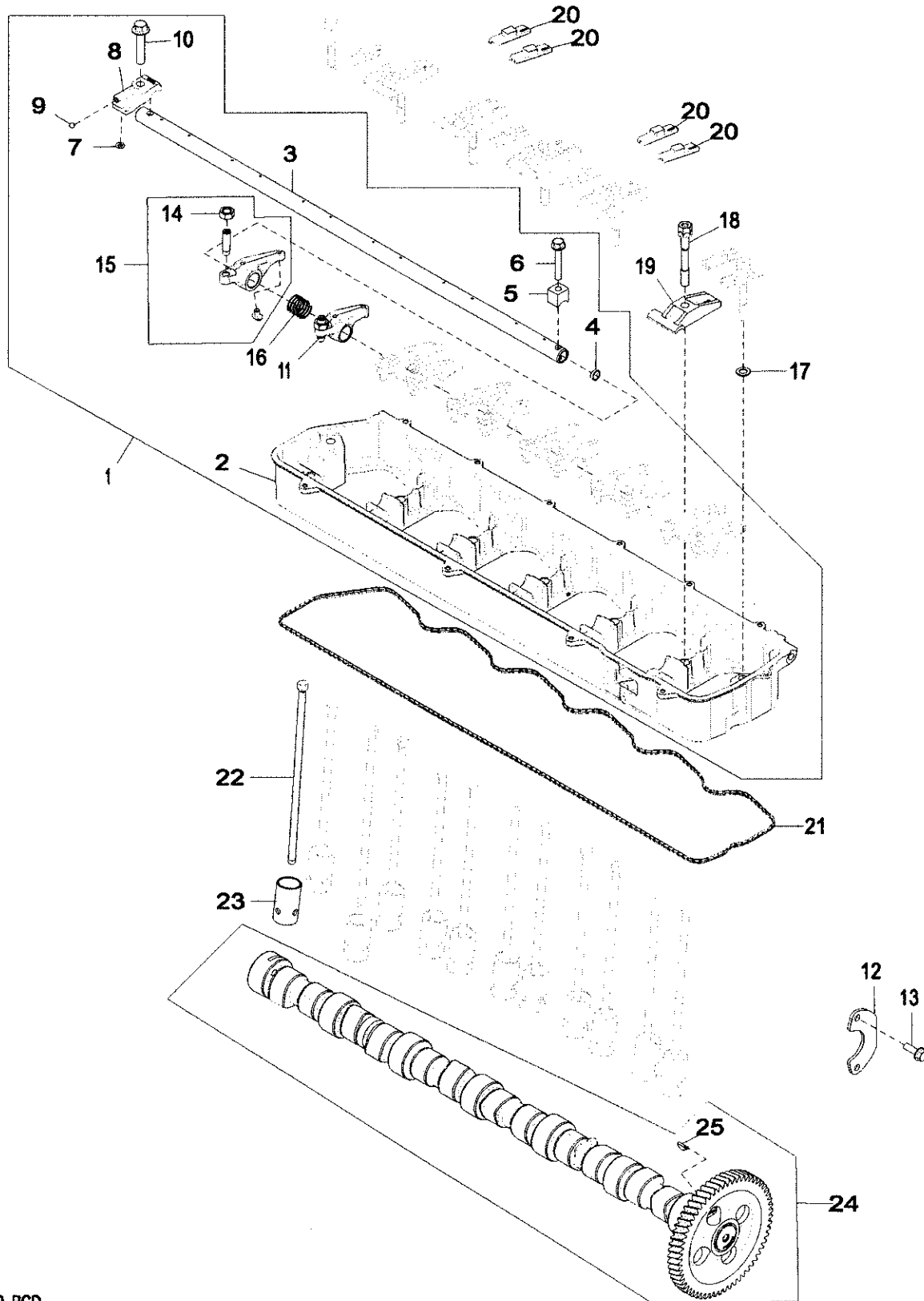
Key	Part No.	Part Name	Qty.	Engine Serial No.	Remarks
1	RE521603	Camshaft	1		ORDER RE528950
	RE528950	Camshaft	1		
	SE501812	Camshaft Reman	1		REMAN FOR RE528950
2	R133303	Shaft Key	1		
3	19M8999	Screw	2		M8 X 25
4	R132518	Plate	1		
5	DZ101670	Cam Follower	12		SUB FOR R123565
6	RE556544	Push Rod	12		ORDER RE566623; SUB FOR RE547909
	RE566623	Push Rod	12		SUB FOR RE556544
7	R524496	Gasket	1		SUB FOR R504882
8	24M7096	Washer	2		10.500 X 18 X 1.600 mm
9	R521458	Screw	7		
10	R516140	Strap	5		
11	R541677	Valve Bridge	12		SUB FOR R502341
12	RE533148	Rocker Arm Shaft	1		
13	R520867	O-Ring	1		
14	RE523023	Rocker Arm	6		(A)
15	14M7148	Nut	1		M10
16	R505543	Spring	6		
17	RE504210	Rocker Arm	6		(B)
18	RE516491	Rocker Arm Shaft	1		
19	30M7004	Plug	2		
20	R504631	Clamp	1		
21	19M9170	Screw	1		M8 X 50
22	RE523032	Cap	1		
23	R69281	Ball	1		
24	19M8966	Screw	1		M10 X 50

(A) Intake
Admission
Ansaugung
Aspirazione
Admisión
Inlopp

(B) Exhaust
Échappement
Auspuff
Scarico gas
Escape
Avgas

4940 Value Actuating Mechanism
 4940 Dispositif d'actionnement de commande de valeur
 4940 Ventilbetätigungsmechanismus
 4940 Meccanismo di azionamento valvola
 4940 Mecanismo accionador de valor
 4940 Ventilaktiveringsmekanism

4940_ETN138150_PCD A.7



4940_ETN138150_PCD

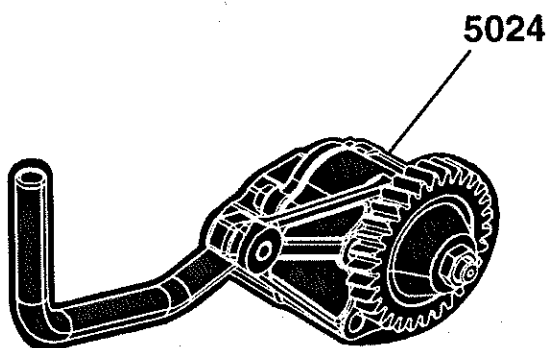
Key	Part No.	Part Name	Qty.	Engine Serial No.	Remarks
1	RE533148	Rocker Arm Shaft	1		
2	Housing	1		MARKED R525452
3	RE536260	Rocker Arm Shaft	1		INCLUDES (2) 30M7004
4	30M7004	Plug	2		
5	R504631	Clamp	1		
6	RE539912	Screw	1		
7	R520867	O-Ring	1		
8	RE523032	Cap	1		INCLUDES R69281
9	R69281	Ball	1		
10	19M8966	Screw	1		M10 X 50
11	Rocker Arm	6		(A) INCLUDES 14M7148
12	R132518	Plate	1		
13	19M8999	Screw	2		M8 X 25
14	14M7148	Nut	1		M10
15	Rocker Arm	6		(B)
16	R505543	Spring	6		
17	24M7096	Washer	2		10.500 X 18 X 1.600 mm
18	R521458	Screw	7		
19	R516140	Strap	5		
20	R541677	Valve Bridge	12		
21	R524496	Gasket	1		
22	RE566623	Push Rod	12		
23	R123565	Cam Follower	12		
24	DZ100032	Camshaft	1		
25	R133303	Shaft Key	1		

(A) Intake
Admission
Ansaugung
Aspirazione
Admisión
Inlopp

(B) Exhaust
Échappement
Auspuff
Scarico gas
Escape
Avgas

Sectional Pictorial Index
Index d'illustrations par sections.
Gruppenbildindex
Indice illustrato delle sezioni
Indice de ilustraciones por secciones
Avsnittsbildregister

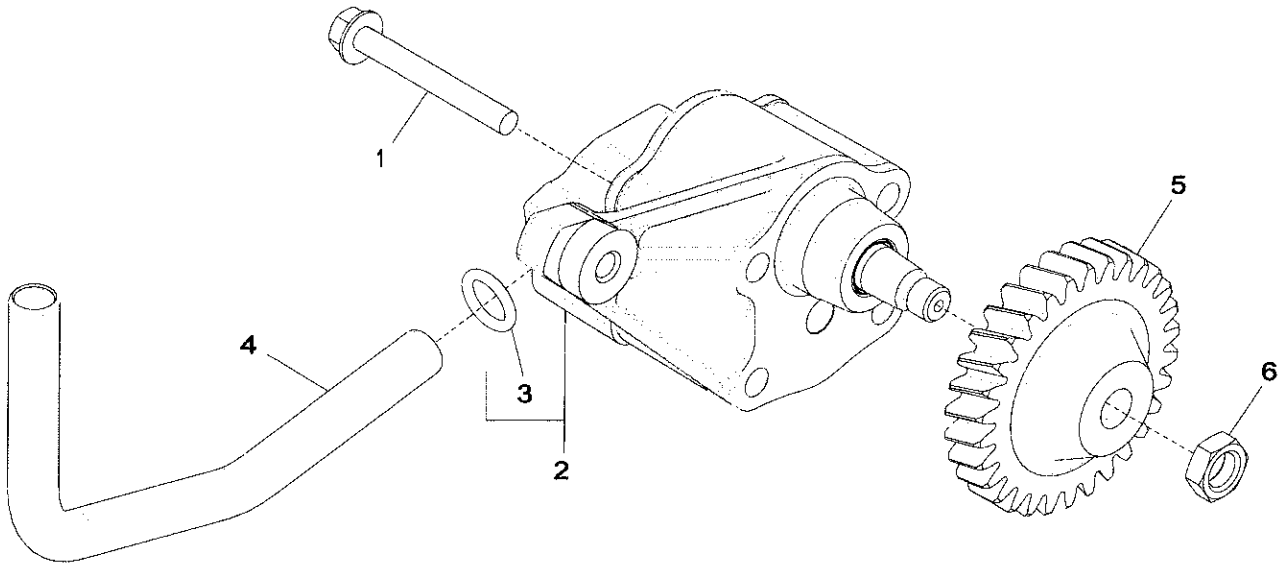
RGP16988 A.1



RGP16988

5024 Engine Oil Pump
5024 Pompe à huile
5024 Motorölpumpe
5024 Pompa olio motore
5024 Bomba de aceite
5024 Oljepump

5024_RE522137_PCD A.1

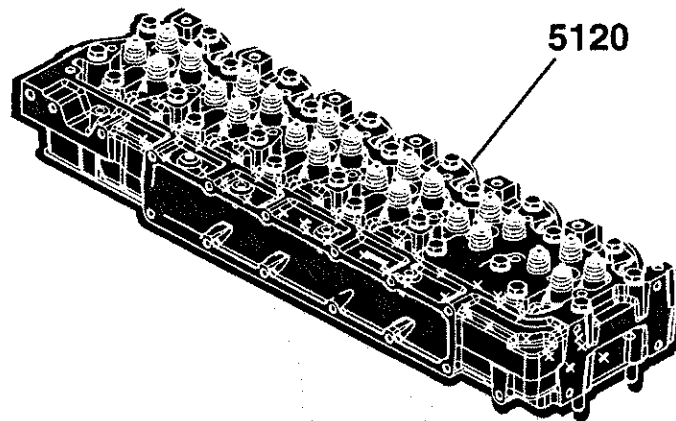


5024_RE522137_PCD

Key	Part No.	Part Name	Qty.	Engine Serial No.	Remarks
1	19M8987	Screw	2		M8 X 65, SUB FOR APPL 19M9355
2	DZ100021	Oil Pump	1		SUB FOR RE521756
	SE501813	Oil Pump Reman	1		REMAN FOR RE521756
3	R97185	O-Ring	1		
4	R526838	Oil Tube	1		SUB FOR R518880
5	R120638	Gear	1		
6	14M7066	Nut	1		M12

Sectional Pictorial Index
Index d'illustrations par sections.
Gruppenbildindex
Indice illustrato delle sezioni
Índice de ilustraciones por secciones
Avsnittsbildregister

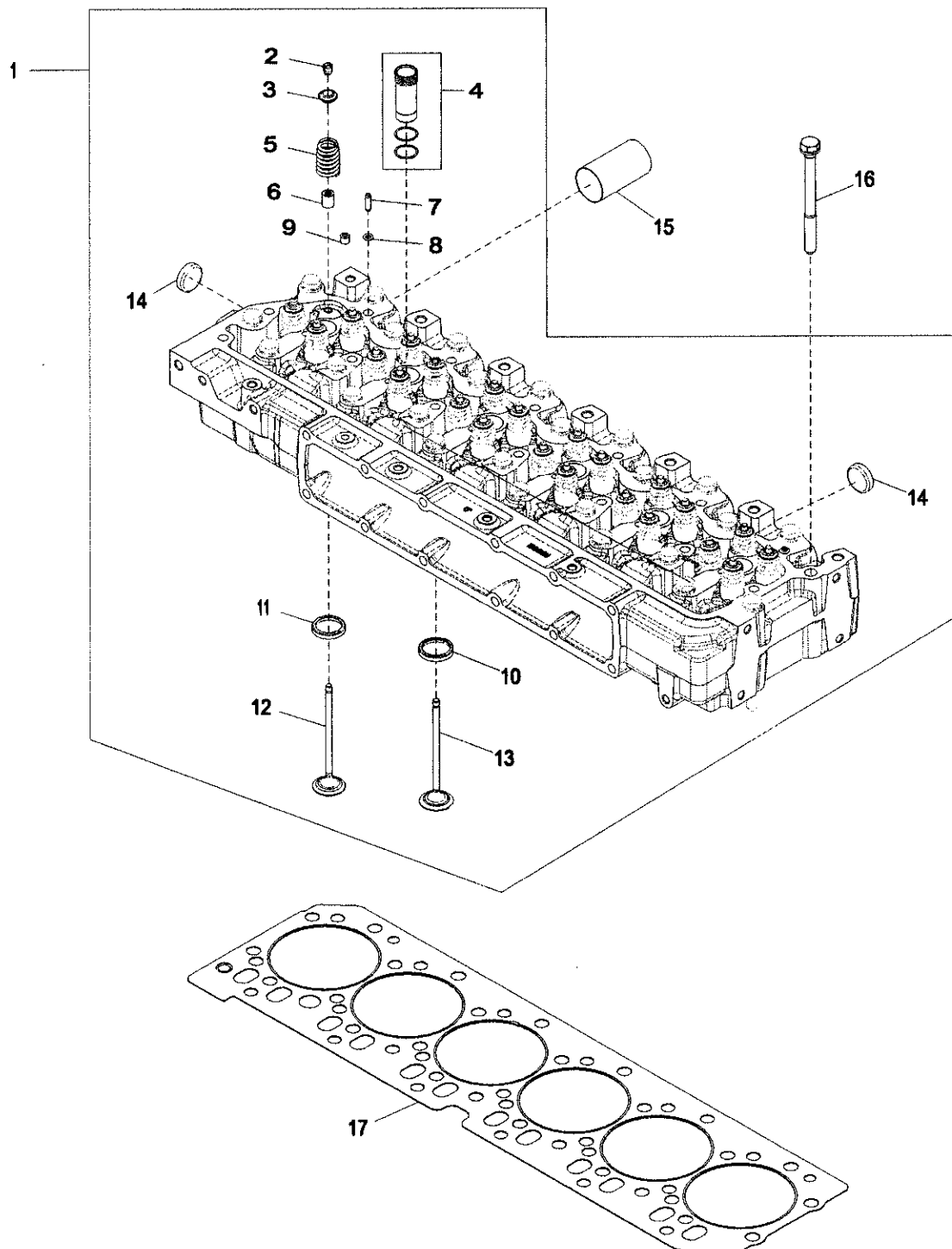
RGP16989 A.1



RGP16989

5120 Cylinder Head
 5120 Culasse
 5120 Zylinderkopf
 5120 Testata cilindri
 5120 Culata
 5120 Topplöck

5120_RE522138_PCD C.1



5120_RE522138_PCD

Key	Part No.	Part Name	Qty.	Engine Serial No.	Remarks
1	RE521639	Cylinder Head	1		ORDER RE553421
	SE501583	Cylinder Head Reman	1		REMAN FOR RE521639
	RE553421	Cylinder Head	1		
2	R534978	Retainer	48		SUB FOR R502371
3	R502367	Cap	24		
4	RE543935	Sleeve	6		SUB FOR RE517435
5	RE531223	Spring Kit	24		INCLUDES (2) R518872
6	RE526519	Seal	24		
7	R521544	Bushing	2		
8	R520867	O-Ring	7		
9	RE71255	Pipe Plug	1		SUB FOR R104592 AND RE42713
10	RE518082	Valve Seat Insert	6		(A) SUB FOR R515034
11	RE518083	Valve Seat Insert	6		(B) SUB FOR R515033
12	RE518081	Valve Kit	6		ORDER RE557891
	RE557891	Valve Kit	6		(B) INCLUDES (2) R502367, (2) RE526519 AND (4) R534978
13	RE531221	Valve Kit	6		ORDER RE557890
	RE557890	Valve Kit	6		(A) INCLUDES (2) R502367, (2) RE526519 AND (4) R534978
14	CD16284	Plug	4		
15	R519582	Sleeve	6		
16	R534091	Cap Screw	26		SUB FOR R502511
17	R116516	Engine Cylinder Head Gasket	1		

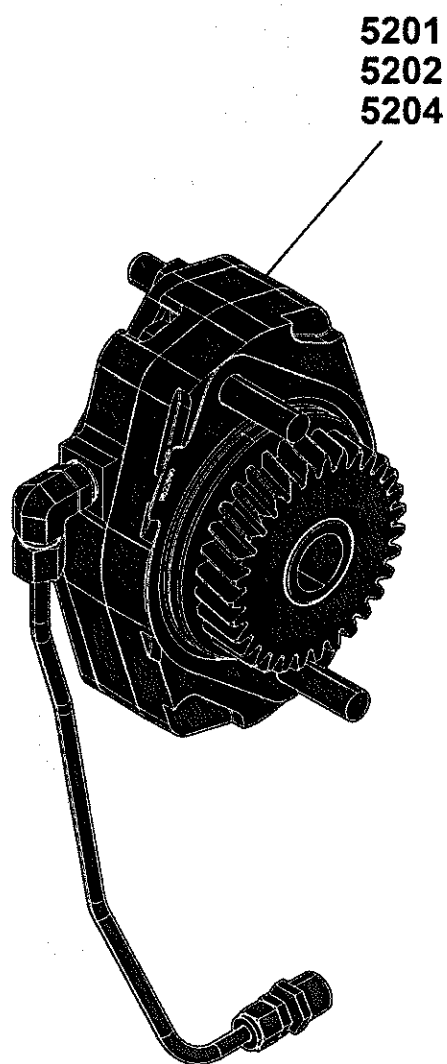
(A) Intake
Admission
Ansaugung
Aspirazione
Admisión
Inlopp

(B) Exhaust
Échappement
Auspuff
Scarico gas
Escape
Avgas

Sectional Pictorial Index
Index d'illustrations par sections.
Gruppenbildindex
Indice illustrato delle sezioni
Índice de ilustraciones por secciones
Avsnittsbildregister

5201-	230
5202-	232
5204-	234

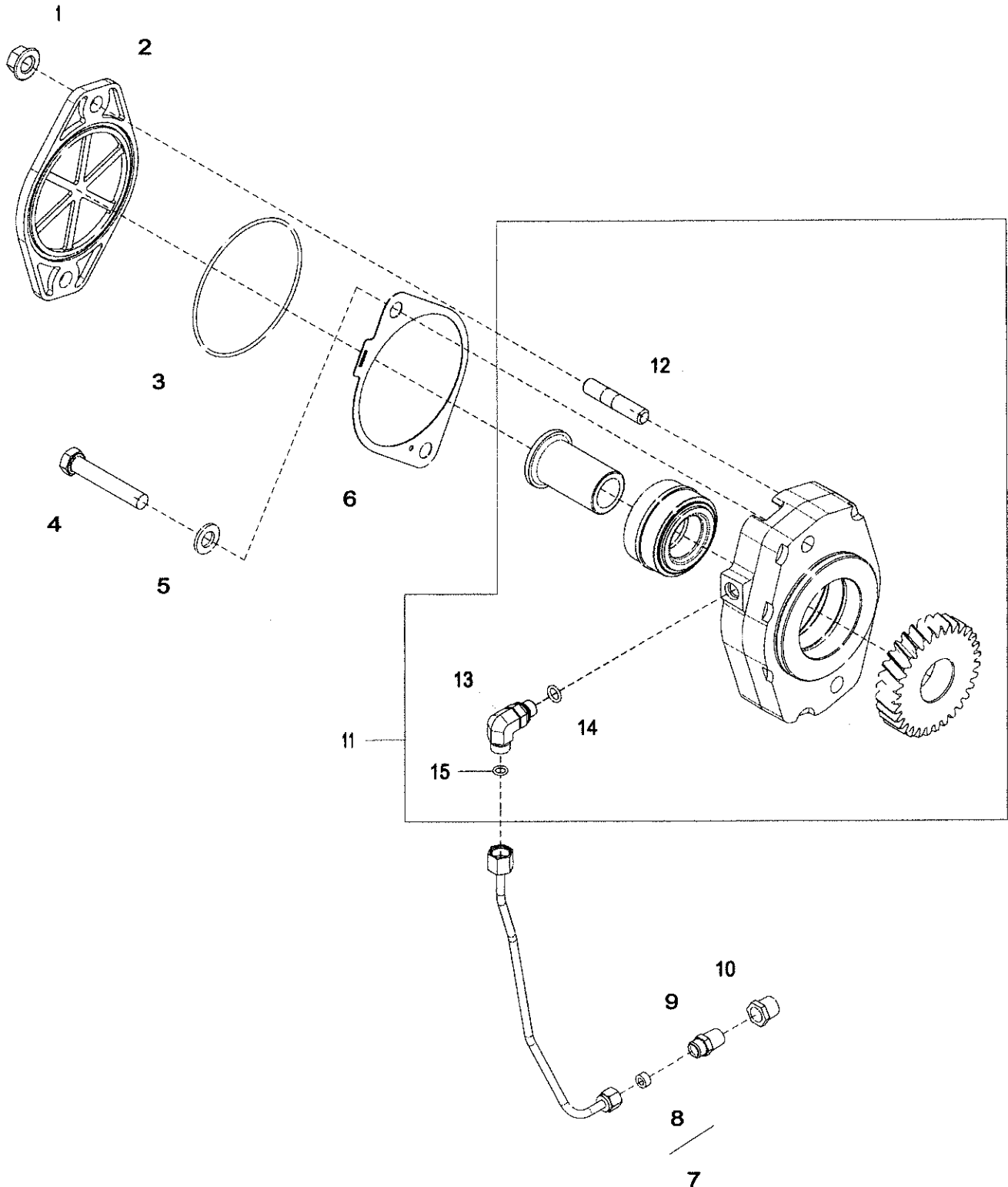
RGP20318 A.1



RGP20318

5201 Auxiliary Drive
 5201 Entraînement auxiliaire
 5201 Zusatzantrieb
 5201 Comando auxiliar
 5201 Transmisión auxiliar
 5201 Hjälpdrev

5201_RE59504_PCD B.1

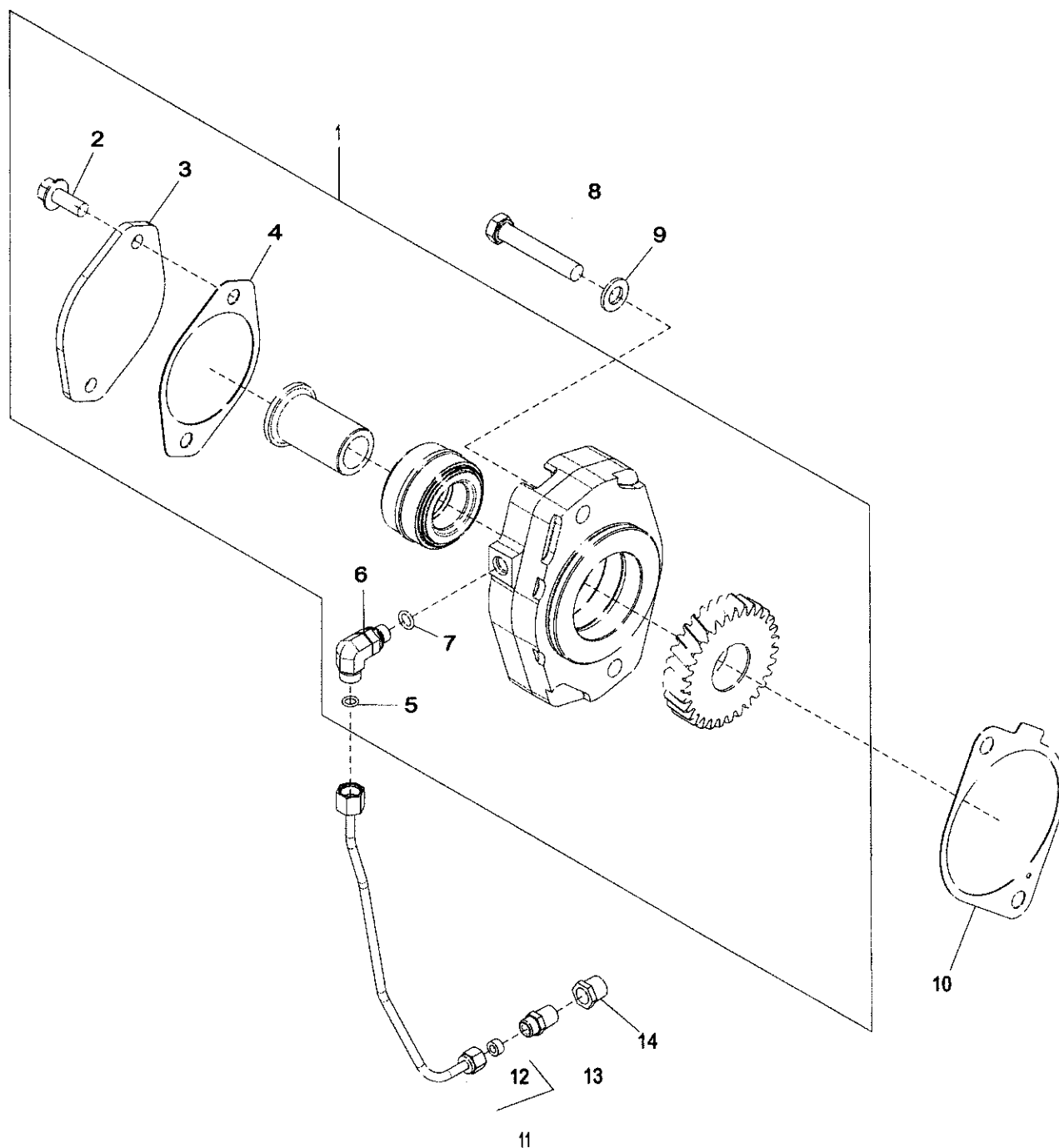


5201_RE59504_PCD

Key	Part No.	Part Name	Qty.	Engine Serial No.	Remarks
1	14M7299	Flange Nut	2		M12
2	R135757	Cover	1		
3	T20758	O-Ring	1		
4	19M7753	Cap Screw	2		M12 X 70
5	24M7047	Washer	2		13 X 24 X 2.500 mm
6	R522690	Gasket	1		SUB FOR R134465
7	RE506914	Oil Line	1		
8	R51936	Sealing Washer	1		
9	R110664	Coupling	1		
10	15H700	Pipe Bushing	1		1/4"
11	RE500824	Housing	1		
12	42M7071	Stud	2		
13	38H5015	Elbow Fitting	1		
14	51M7040	O-Ring	1		9.300 X 2.200 mm
15	T77814	O-Ring	1		

5202 Auxiliary Drive
 5202 Entraînement auxiliaire
 5202 Zusatzantrieb
 5202 Comando ausiliario
 5202 Transmisión auxiliar
 5202 Hjälpdrev

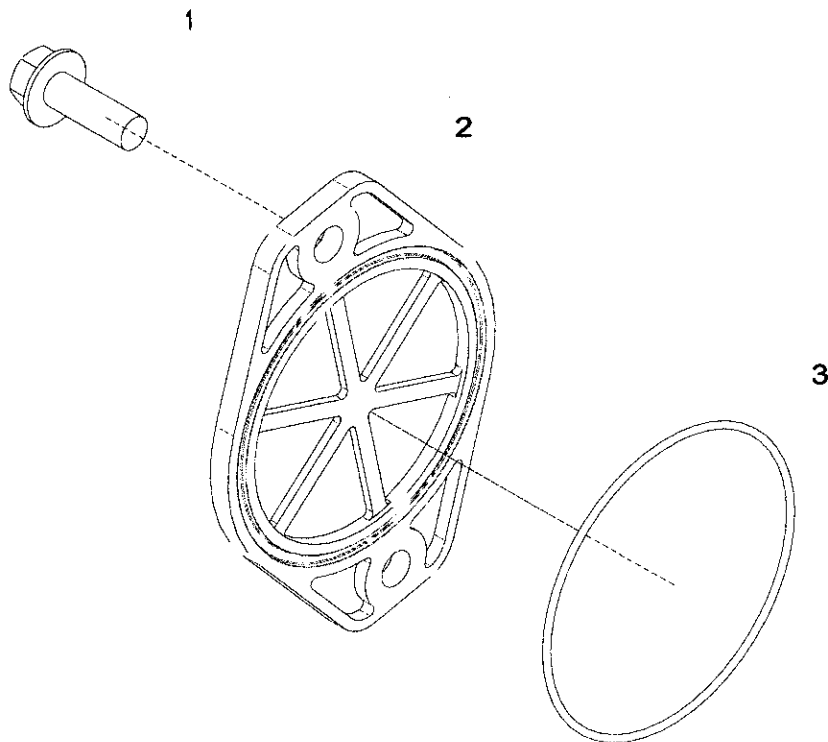
5202_RE59502_PCD B.1



5202_RE59502_PCD

Key	Part No.	Part Name	Qty.	Engine Serial No.	Remarks
1	RE500825	Housing	1		MARKED R135120
2	19M7785	Screw	2		M10 X 25
3	R85145	Cover	1		
4	R96935	Gasket	1		
5	T77814	O-Ring	1		
6	38H5015	Elbow Fitting	1		M12 X 1.5 X 9/16"-18 UNF
7	51M7040	O-Ring	1		9.300 X 2.200 mm
8	19M7753	Cap Screw	2		M12 X 70
9	24M7047	Washer	2		13 X 24 X 2.500 mm
10	R522690	Gasket	1		SUB FOR R134465
11	RE506914	Oil Line	1		
12	R51936	Sealing Washer	1		
13	R110664	Coupling	1		1/4"-18 NPT X 1/2"-24 UNS
14	15H700	Pipe Bushing	1		1/4"

5204 Auxiliary Drive Cover
5204 Couvercle d'entraînement auxiliaire
5204 Nebenantriebsdeckel
5204 Coperchio comando ausiliario
5204 Tapa de mando auxiliar
5204 Hjälpdrevskåpa
5204_RE59264_PCD C.1



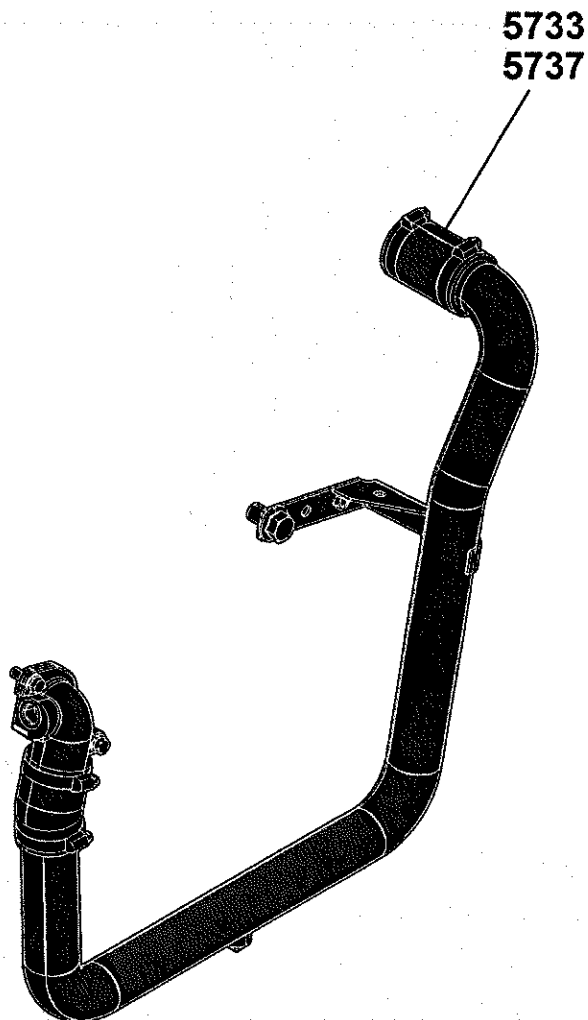
5204_RE59264_PCD

Key	Part No.	Part Name	Qty.	Engine Serial No.	Remarks
1	19M7790	Screw	2		M12 X 35
2	R135757	Cover	1		
3	T20758	O-Ring	1		

Sectional Pictorial Index
Index d'illustrations par sections.
Gruppenbildindex
Indice illustrato delle sezioni
Índice de ilustraciones por secciones
Avsnittsbildregister

5733-	238
5737-	240

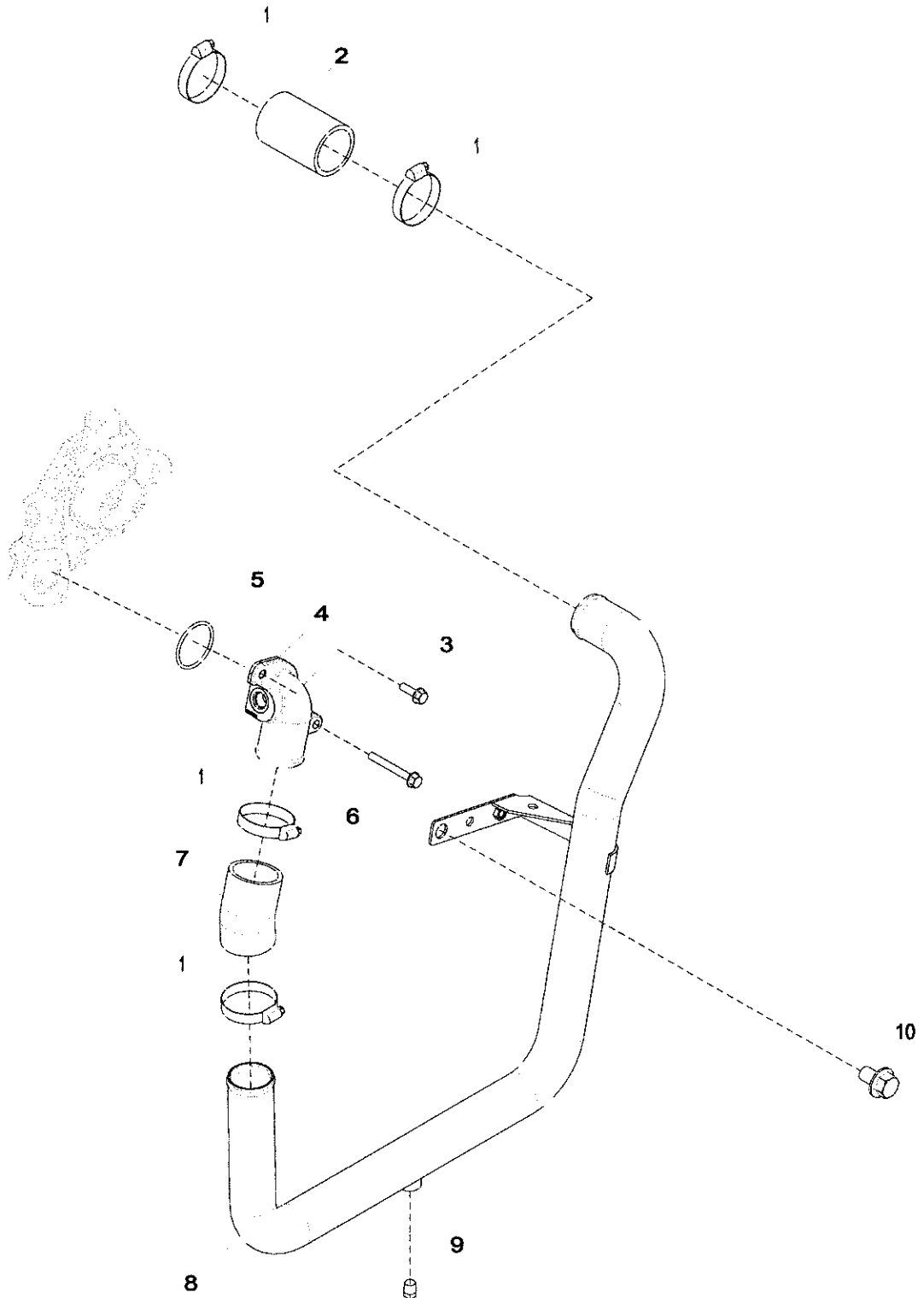
RGP20319 A.1



RGP20319

5733 Water Pump Inlet
 5733 Entrée de pompe à eau
 5733 Wasserpumpeneinlass
 5733 Ingresso pompa acqua
 5733 Entrada de bomba de agua
 5733 Vattenpumpinlopp

5733_RE537152_PCD A.1

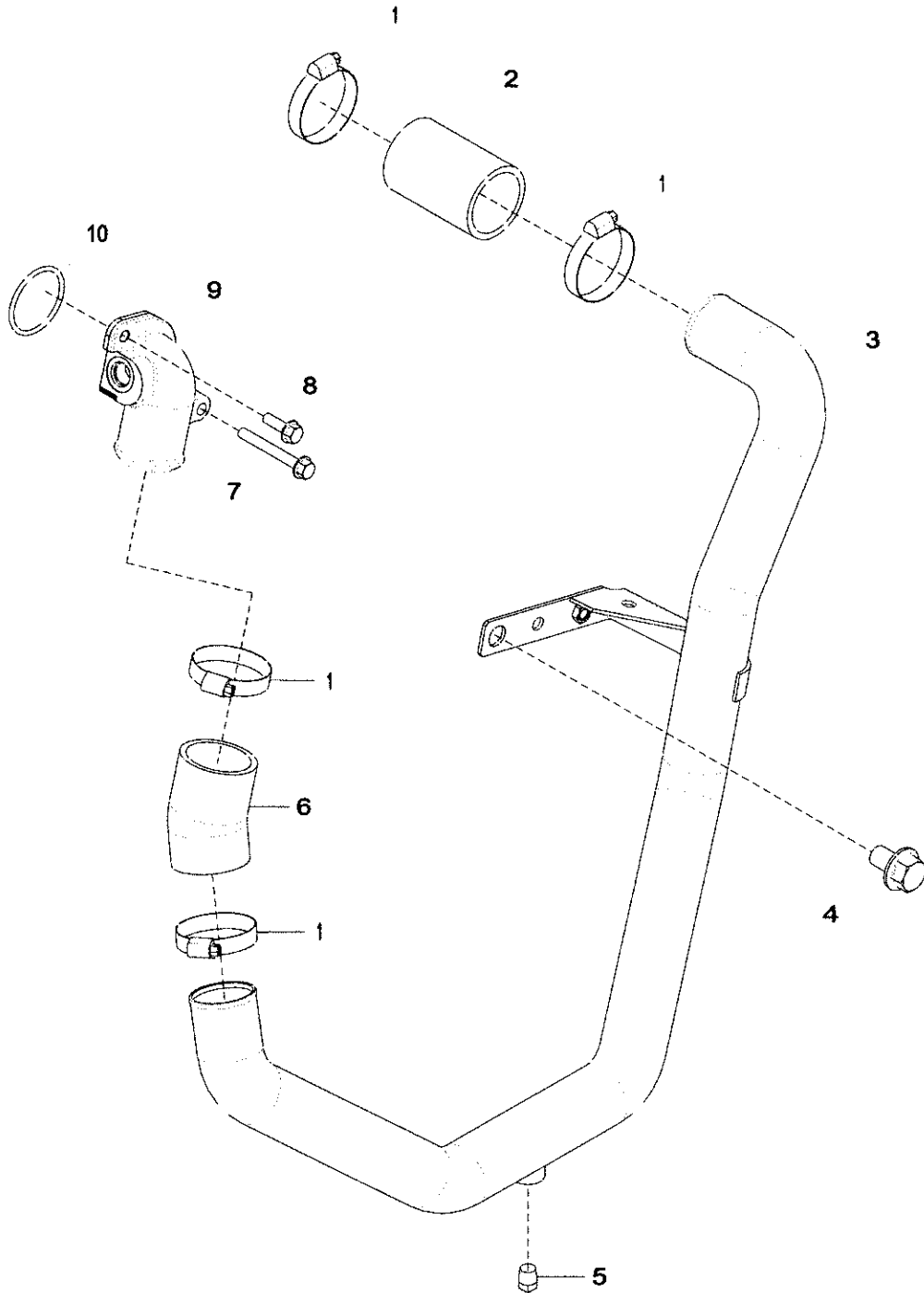


5733_RE537152_PCD

Key	Part No.	Part Name	Qty.	Engine Serial No.	Remarks
1	TY22470	Clamp	4		
2	R230480	Radiator Hose	1		
3	19M7867	Screw	1		M8 X 25
4	R502983	Water Pump Connection	1		
5	R89944	O-Ring	1		
6	19M7802	Screw	1		M8 X 65
7	R519500	Hose	1		
8	RE536612	Tube	1		
9	15H604	Pipe Plug	1		1/4"
10	19M8468	Screw	1		M16 X 25

5737 Water Pump Inlet
 5737 Entrée de pompe à eau
 5737 Wasserpumpeneinlass
 5737 Ingresso pompa acqua
 5737 Entrada de bomba de agua
 5737 Vattenpumpinlopp

5737_RE544610_PCD A.1

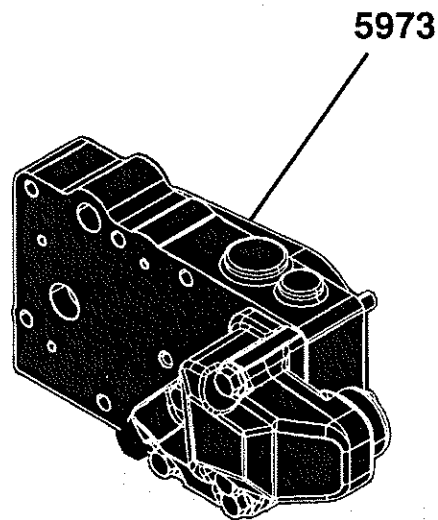


5737_RE544610_PCD

Key	Part No.	Part Name	Qty.	Engine Serial No.	Remarks
1	TY22470	Clamp	4		
2	R230480	Radiator Hose	1		
3	RE544609	Tube	1		
4	19M8468	Screw	1		M16 X 25
5	15H604	Pipe Plug	1		1/4"
6	R519500	Hose	1		
7	19M7802	Screw	1		M8 X 65
8	19M7867	Screw	1		M8 X 25
9	R502983	Water Pump Connection	1		
10	R89944	O-Ring	1		

Sectional Pictorial Index
Index d'illustrations par sections.
Gruppenbildindex
Indice illustrato delle sezioni
Indice de ilustraciones por secciones
Avsnittsbildregister

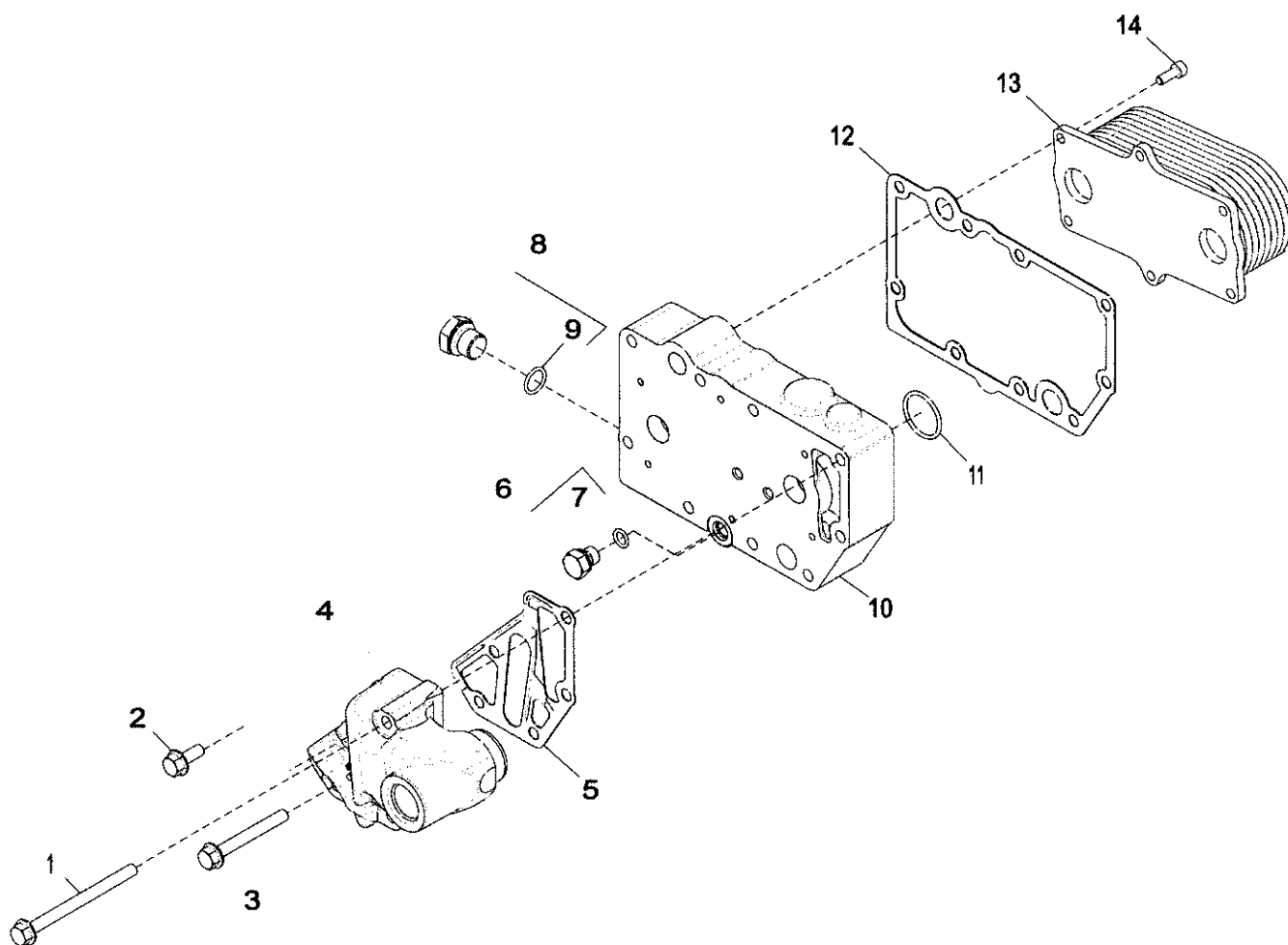
RGP16992 A.1



RGP16992

5973 Oil Cooler
 5973 Refroidisseur d'huile
 5973 Ölkühler
 5973 Scambiatore di calore olio
 5973 Refrigerador de aceite
 5973 Oljekylare

5973_RE556181_PCD B.4



5973_RE556181_PCD


Key	Part No.	Part Name	Qty.	Engine Serial No.	Remarks
1	19M7970	Screw	2		M8 X 100
2	RE67238	Screw	1		
3	19M7802	Screw	2		M8 X 65
4	R537134	Cover	1		
5	R501428	Gasket	1		
6	RE46686	Fitting	1		
7	51M7040	O-Ring	1		9.300 X 2.200 mm
8	RE46685	Fitting Plug	1		
9	51M7043	O-Ring	1		15.300 X 2.200 mm
10	R520983	Housing	1		
11	T122075	O-Ring	2		
12	R123501	Gasket	1		
13	RE560754	Oil Cooler	1		(A) SUB FOR RE59298
14	RE67231	Screw	6		

(A) 9 Plates
 9 Plates
 9 Platten
 9 piastre
 9 platos
 9 Plătar

Sectional Pictorial Index
Index d'illustrations par sections.
Gruppenbildindex
Indice illustrato delle sezioni
Índice de ilustraciones por secciones
Avsnittsbildregister

6257-	248
62AE-	250

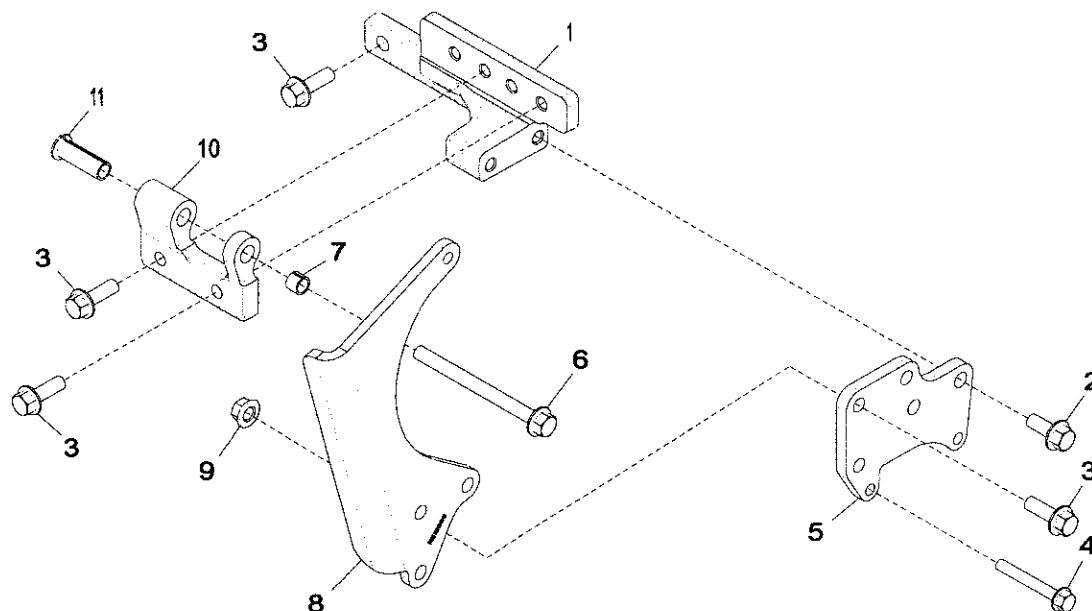
RGP20320 A.1



RGP20320

6257 Alternator Brackets
 6257 Supports de l'alternateur
 6257 Drehstromgenerator-Halterungen
 6257 Staffe dell'alternatore
 6257 Soporte de alternador
 6257 Generatorfästen

6257_RE517275_PCD C.3

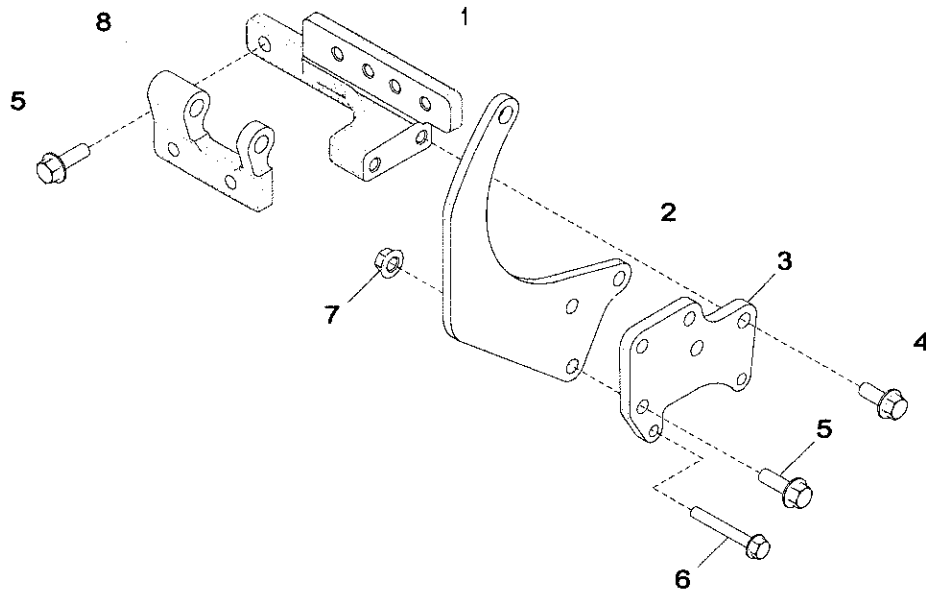


6257_RE517275_PCD

Key	Part No.	Part Name	Qty.	Engine Serial No.	Remarks
1	R529946	Bracket	1		SUB FOR R516584
2	19M7785	Screw	2		M10 X 25
3	19M7786	Screw	7		M10 X 30
4	19M7801	Screw	2		M8 X 60
5	R521166	Strap	1		SUB FOR R516510
6	19M7944	Screw	1		M10 X 120
7	R135423	Bushing	1		
8	R516569	Strap	1		
9	14M7296	Flange Nut	3		M10
10	R516574	Bracket	1		
11	R134010	Bushing	1		

62AE Alternator Brackets
 62AE Supports de l'alternateur
 62AE Drehstromgenerator-Halterungen
 62AE Staffe dell'alternatore
 62AE Soporte de alternador
 62AE Generatorfästen

62AE_RE532526_PCD B.1



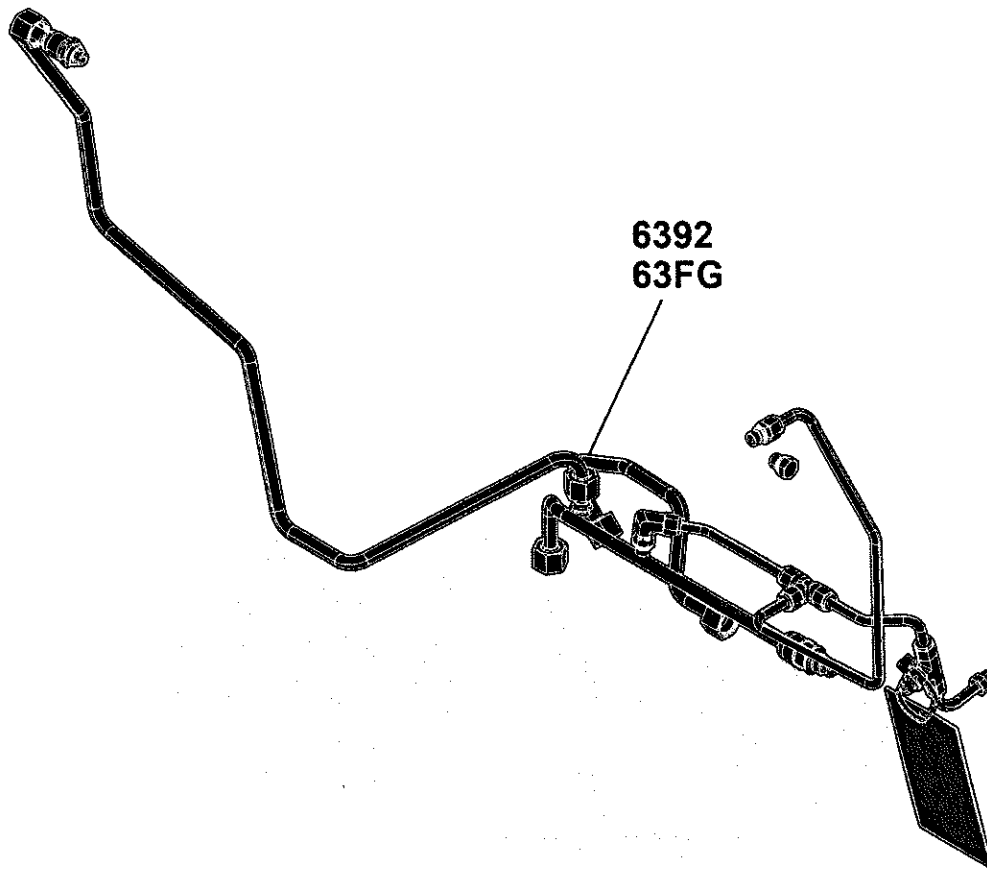
62AE_RE532526_PCD

Key	Part No.	Part Name	Qty.	Engine Serial No.	Remarks
1	R529946	Bracket	1		
2	R515609	Strap	1		
3	R516510	Hose	1		
4	19M7785	Screw	2		M10 X 25
5	19M7786	Screw	7		M10 X 30
6	19M7801	Screw	2		M8 X 60
7	14M7296	Flange Nut	3		M10
8	R516574	Bracket	1		

Sectional Pictorial Index
Index d'illustrations par sections.
Gruppenbildindex
Indice illustrato delle sezioni
Índice de ilustraciones por secciones
Avsnittsbildregister

6392-	254
63FG-	256

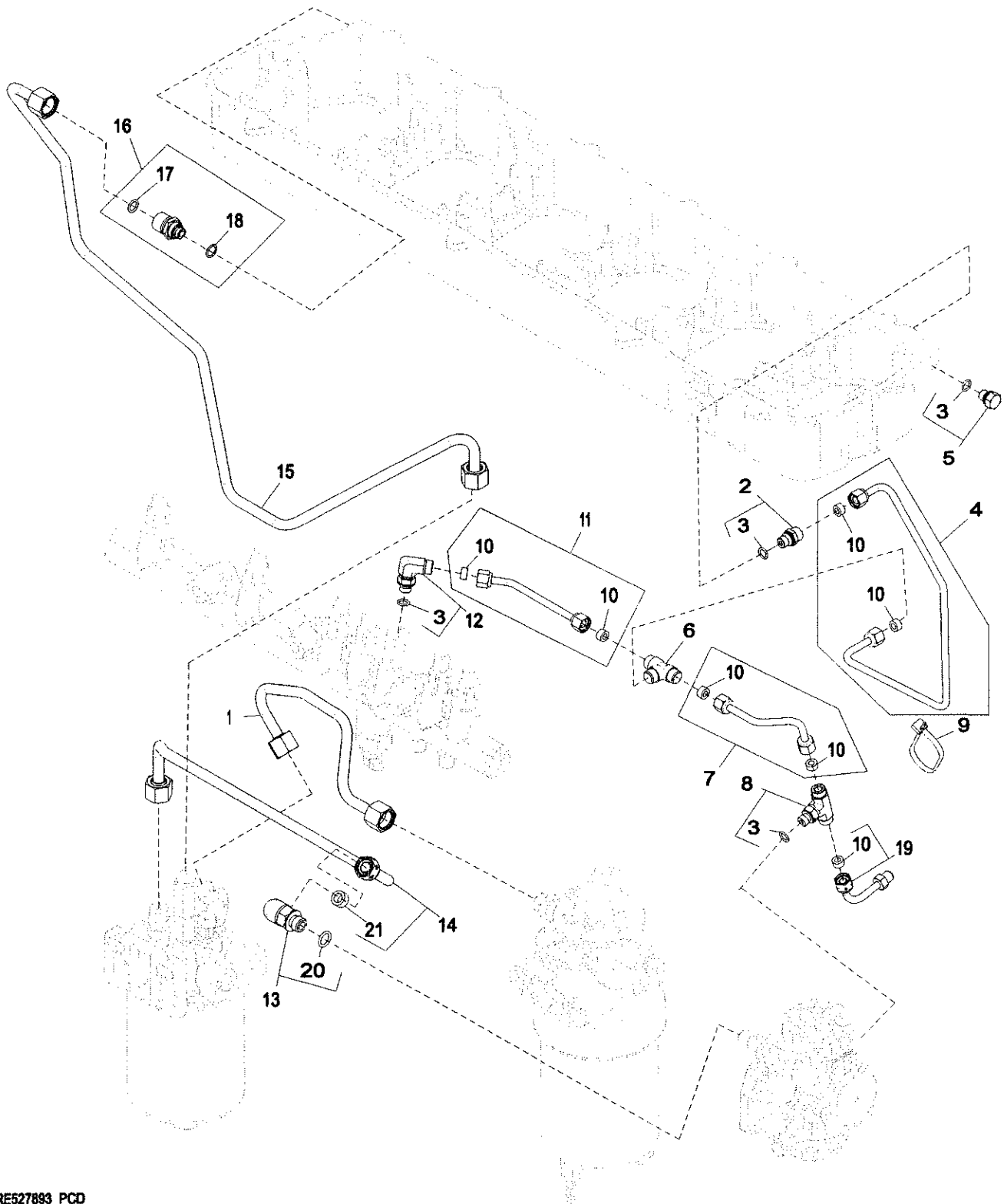
RGP20321 A.1



RGP20321

6392 Fuel Lines
 6392 Conduites de carburant
 6392 Kraftstoffleitungen
 6392 Tubi alimentazione combustibile
 6392 Líneas de combustible
 6392 Bränsleledningar

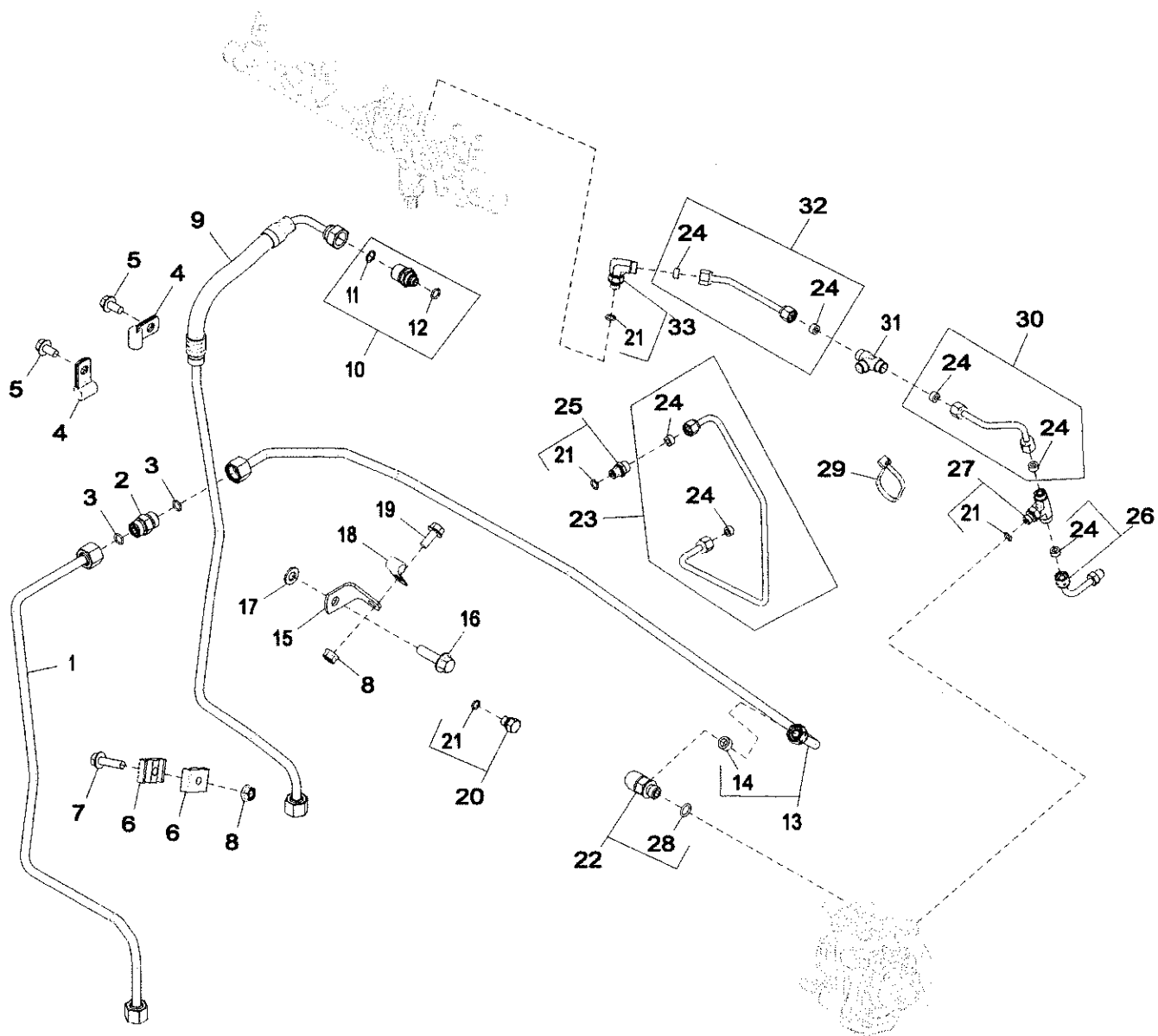
6392_RE527893_PCD D.3



6392_RE527893_PCD

Key	Part No.	Part Name	Qty.	Engine Serial No.	Remarks
1	RE529351	Fuel Line	1		
2	RE60028	Fitting	1		
3	51M7039	O-Ring	4		8.100 X 1.600 mm
4	RE527253	Fuel Line	1		
5	RE60071	Fitting	1		
6	R97061	Tee Fitting	1		
7	RE523463	Fuel Line	1		
8	RE502175	Fitting	1		
9	R44302	Tie Band	1		
10	R51936	Sealing Washer	7		
11	RE523464	Fuel Line	1		
12	RE502173	Fitting	1		
13	RE502174	Elbow Fitting	1		
14	RE529352	Fuel Line	1		
15	RE546050	Fuel Line	1		SUB FOR RE529353
16	RE507247	Hose Fitting	1		
17	T77613	O-Ring	1		
18	R500271	O-Ring	1		
19	RE50535	Fuel Line	1		
20	51M7041	O-Ring	1		11.300 X 2.200 mm
21	R67092	Sealing Washer	1		

63FG Low Pressure Fuel Lines
 63FG Conduites d'alimentation basse pression
 63FG Niederdruck-Kraftstoffleitungen
 63FG Tubi di alimentazione bassa pressione
 63FG Tuberías de combustible a baja presión
 63FG Lågtrycksledningar för bränsle
 63FG_RE555328_PCD B.2



63FG_RE555328_PCD

Key	Part No.	Part Name	Qty.	Engine Serial No.	Remarks
1	RE555326	Fuel Line	1		
2	Union Fitting	1		
3	R63548	O-Ring	2		
4	T28862	Clamp	2		
5	19M7865	Screw	2		M8 X 16
6	H128515	Clamp	2		
7	19M7868	Screw	1		M8 X 30
8	14M7298	Flange Nut	2		M8
9	DZ103721	Fuel Line	1		SUB FOR RE555325
10	RE507247	Hose Fitting	1		ALSO ORDER R500271 AND T77613
11	R500271	O-Ring	1		
12	T77613	O-Ring	1		
13	RE555327	Fuel Line	1		
14	R67092	Sealing Washer	1		
15	R133722	Bracket	1		
16	19M7835	Screw	1		M10 X 35
17	24M7028	Washer	1		10.500 X 20 X 2 mm
18	T13814	Clamp	1		
19	19M7866	Screw	1		M8 X 20
20	RE60071	Fitting	1		
21	51M7039	O-Ring	4		8.100 X 1.600 mm
22	RE502174	Elbow Fitting	1		
23	RE527253	Fuel Line	1		
24	R51936	Sealing Washer	7		
25	RE60028	Fitting	1		
26	RE50535	Fuel Line	1		
27	RE502175	Fitting	1		
28	51M7041	O-Ring	1		11.300 X 2.200 mm
29	R44302	Tie Band	1		
30	RE523463	Fuel Line	1		
31	R97061	Tee Fitting	1		
32	RE523464	Fuel Line	1		
33	RE502173	Fitting	1		

Sectional Pictorial Index
 Index d'illustrations par sections.
 Gruppenbildindex
 Indice illustrato delle sezioni
 Índice de ilustraciones por secciones
 Avsnittsbildregister

6402-	260
6443-	262
6444-	264

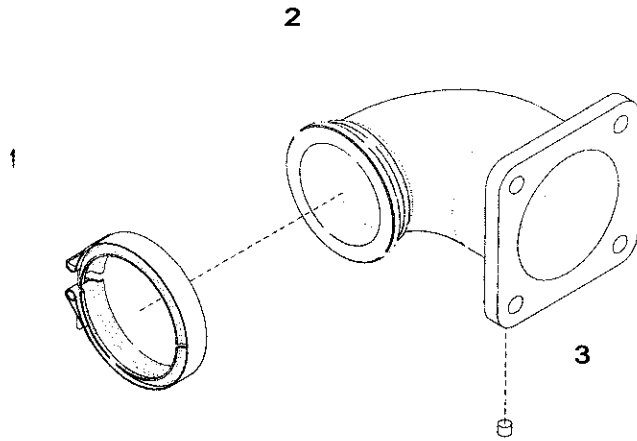
RGP16995A A.1



RGP16995A

6402 Exhaust Elbow
6402 Collecteur d'échappement
6402 Auspuffknie
6402 Gomito di scarico
6402 Colector de escape
6402 Avgaskrök

6402_RE49958_PCD A.1

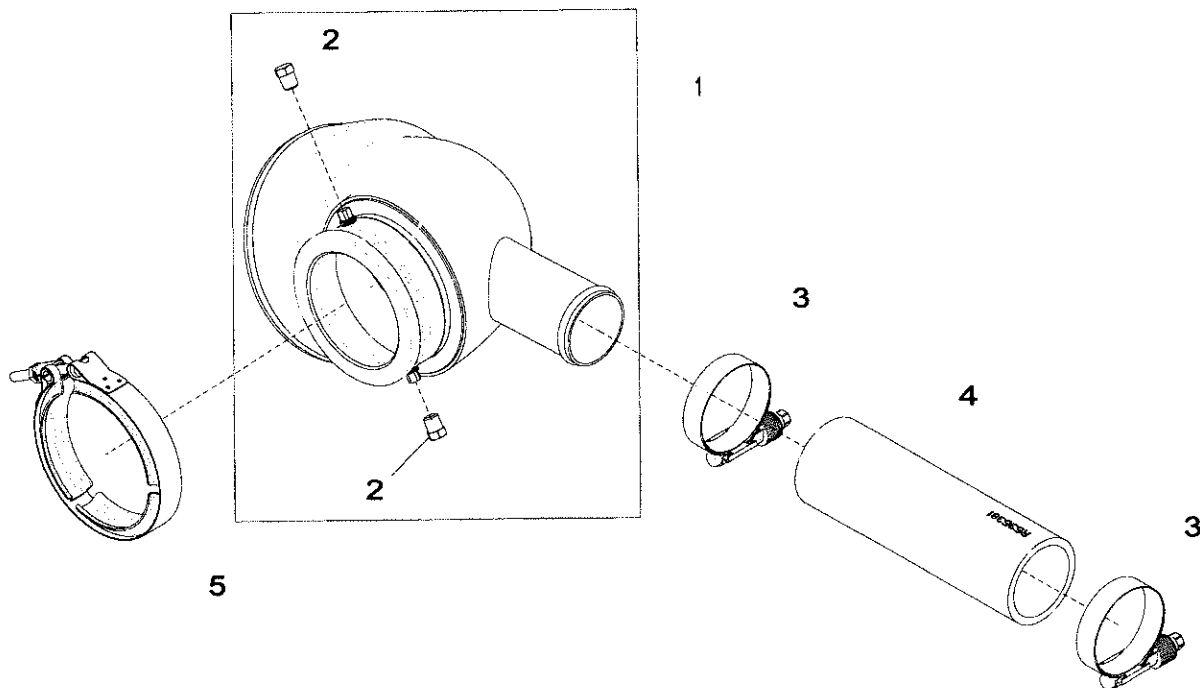


6402_RE49958_PCD

Key	Part No.	Part Name	Qty.	Engine Serial No.	Remarks
1	RE47537	Clamp	1		
2	R110108	Elbow Fitting	1		
3	RE71255	Pipe Plug	1		

6443 Exhaust Elbow
6443 Coude d'échappement
6443 Auspuffwinkelverschraubung
6443 Gomito di scarico
6443 Codo de escape
6443 Avgaskrök

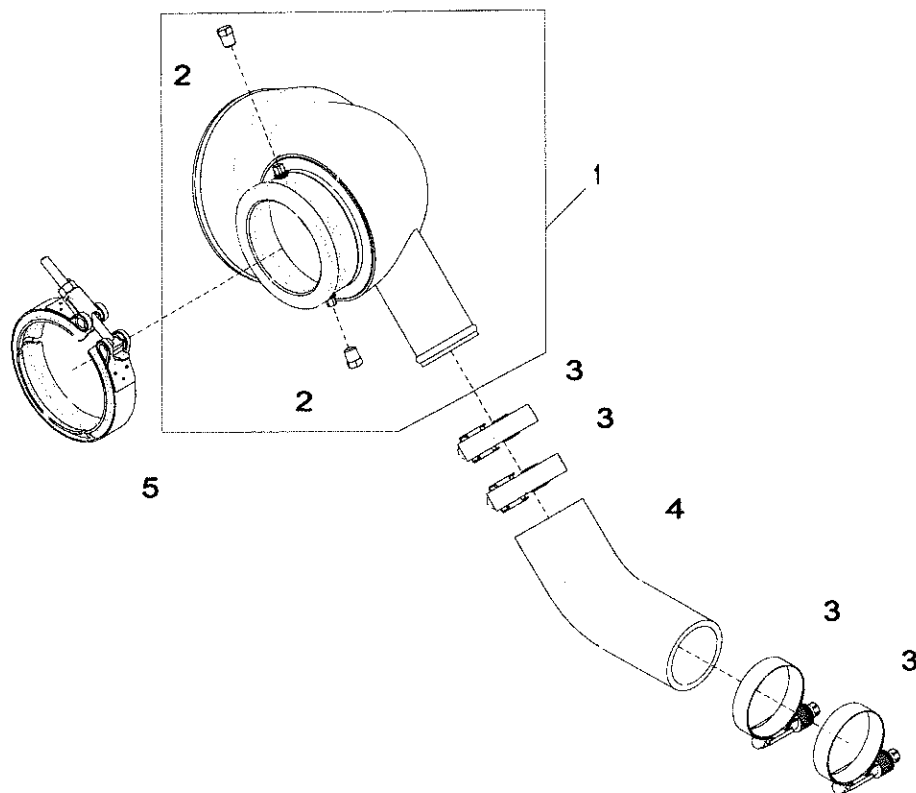
6443_RE554419_PCD A.1



6443_RE554419_PCD

Key	Part No.	Part Name	Qty.	Engine Serial No.	Remarks
1	RE567997	Exhaust Pipe	1		
2	L2646N	Pipe Plug	2		
3	RE67208	Clamp	2		
4	R535381	Hose	1		
5	RE47537	Clamp	1		

6444 Exhaust Elbow
 6444 Coude d'échappement
 6444 Auspuffwinkelverschraubung
 6444 Gomito di scarico
 6444 Codo de escape
 6444 Avgaskrök
 6444_RE555548_PCD A.1



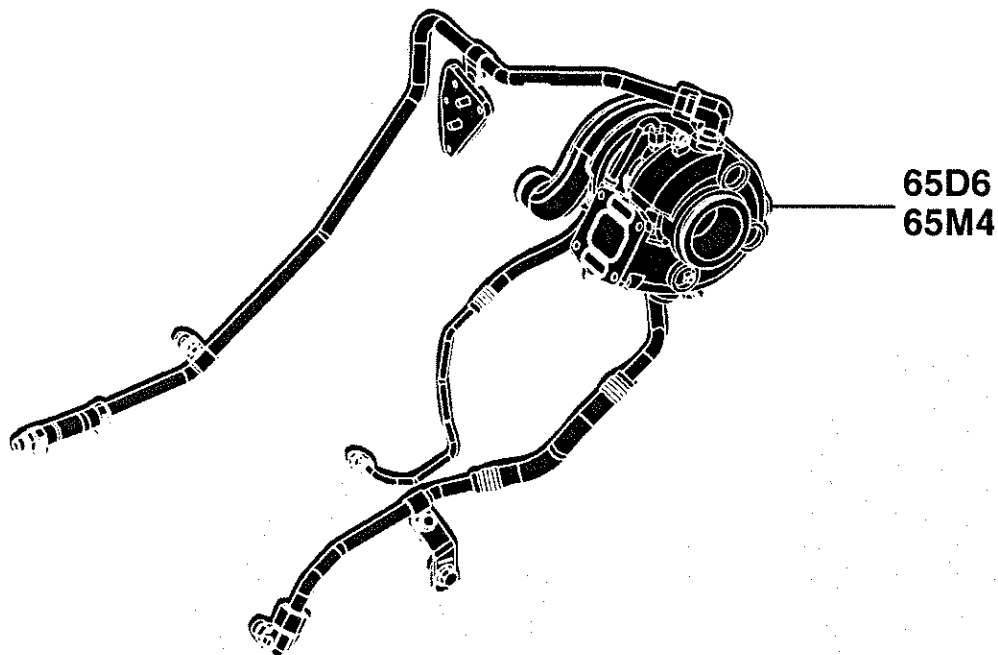
6444_RE555548_PCD

Key	Part No.	Part Name	Qty.	Engine Serial No.	Remarks
1	RE567998	Exhaust Pipe	1		
2	L2646N	Pipe Plug	2		
3	RE67208	Clamp	4		
4	R537101	Hose	1		
5	RE285844	Clamp	1		

Sectional Pictorial Index
index d'illustrations par sections.
Gruppenbildindex
Indice illustrato delle sezioni
Índice de ilustraciones por secciones
Avsnittsbildregister

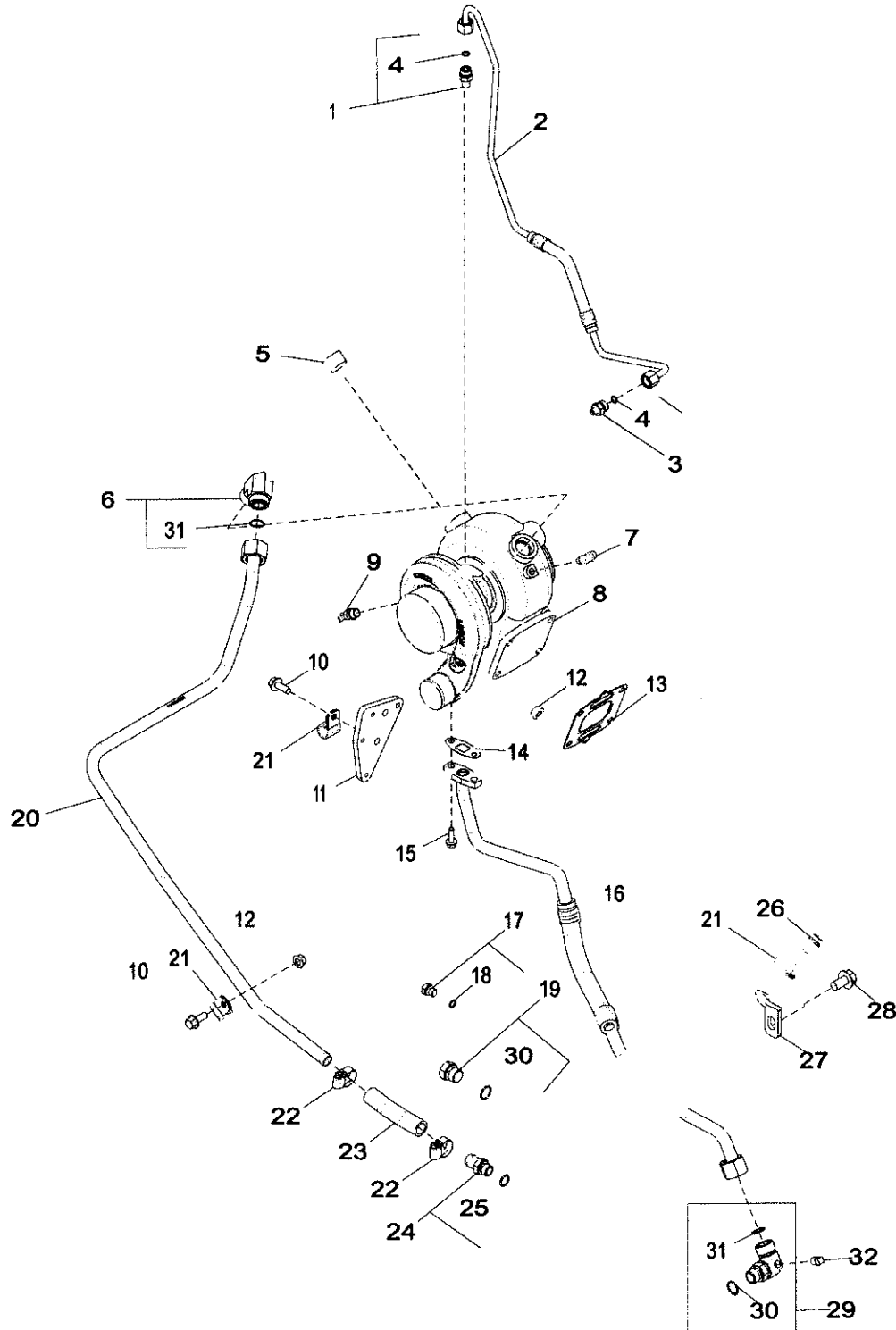
65D6-	268
65M4-	270

RGP16994 A.1



RGP16994

65D6 Turbocharger
 65D6 Turbocompresseur
 65D6 Turbolader
 65D6 Turbocompressore
 65D6 Turbocompresor
 65D6 Turboaggregat
 65D6_RE547118_PCD A.1

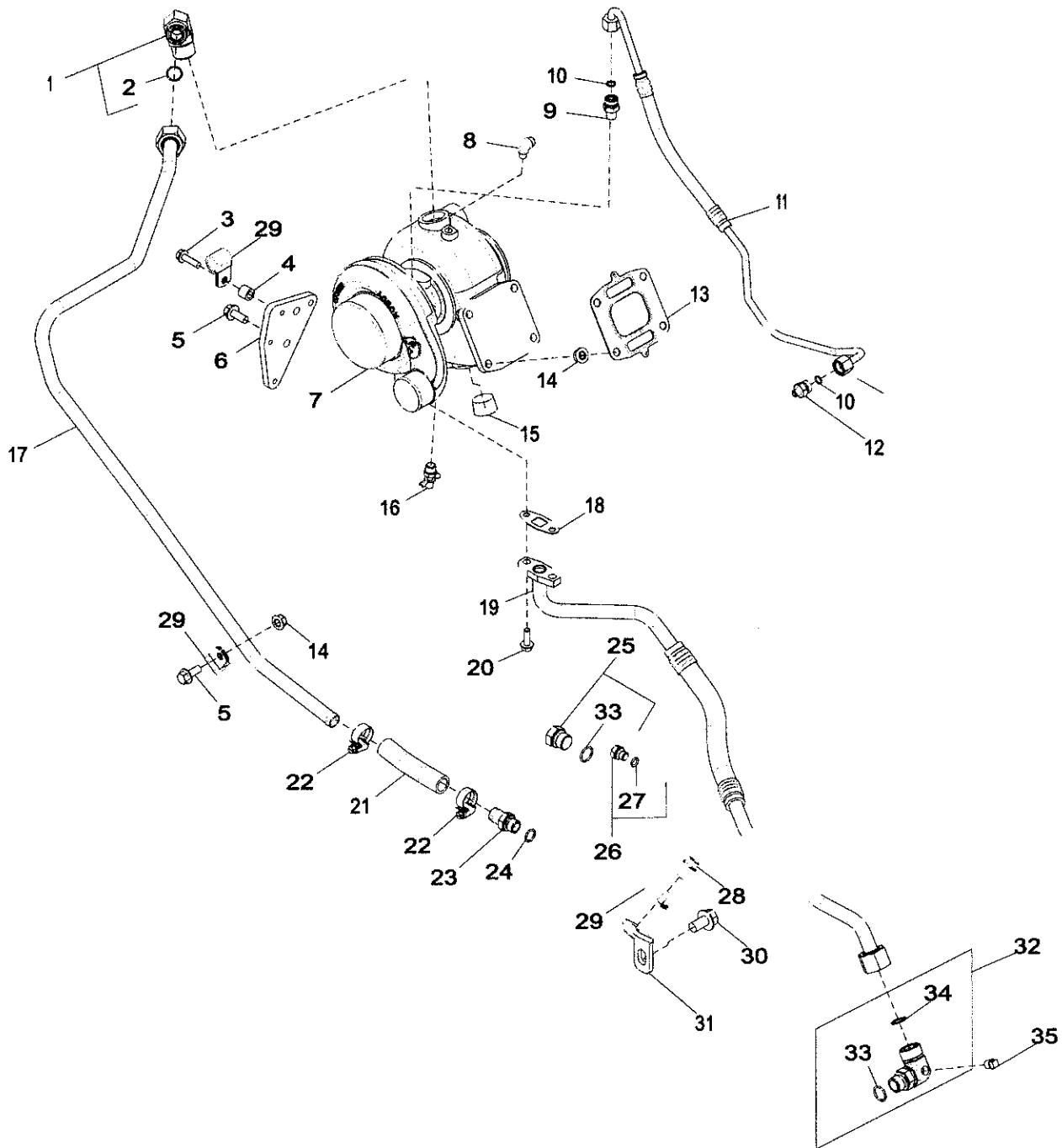


65D6_RE547118_PCD

Key	Part No.	Part Name	Qty.	Engine Serial No.	Remarks
1	M87733	Adapter Fitting	1		ALSO ORDER R63548
2	RE546046	Oil Line	1		
3	RE521531	Adapter Fitting	1		
4	R63548	O-Ring	2		1"
5	15H562	Pipe Plug	2		
6	RE523561	Elbow Fitting	1		
7	R67364	Elbow Fitting	1		
8	SE502269	Turbocharger Reman	1		
9	AT13740	Drain Valve	1		
10	19M7785	Screw	3		M10 X 25
11	R536950	Bracket	1		
12	14M7296	Flange Nut	5		M10
13	RE549173	Gasket	1		
14	R123570	Gasket	1		
15	19M8367	Screw	2		M8 X 25
16	RE546045	Oil Line	1		
17	RE46686	Fitting	1		
18	51M7040	O-Ring	1		9.300 X 2.200 mm
19	RE46687	Drain Plug	1		
20	RE546044	Line	1		
21	R73291	Clamp	3		
22	RE65978	Clamp	2		
23	R524438	Hose	1		
24	RE526374	Hose Fitting	1		
25	51M7043	O-Ring	1		15.300 X 2.200 mm
26	19M7784	Screw	1		M10 X 20
27	RE540122	Bracket	1		
28	19M8672	Screw	1		M14 X 25
29	RE540178	Elbow Fitting	1		
30	51M7045	O-Ring	2		19.300 X 2.200 mm
31	T77858	O-Ring	2		
32	15H604	Pipe Plug	1		1/4"

65M4 Turbocharger
 65M4 Turbocompresseur
 65M4 Turbolader
 65M4 Turbocompressore
 65M4 Turbocompresor
 65M4 Turboaggregat

65M4_RE555629_PCD B.2

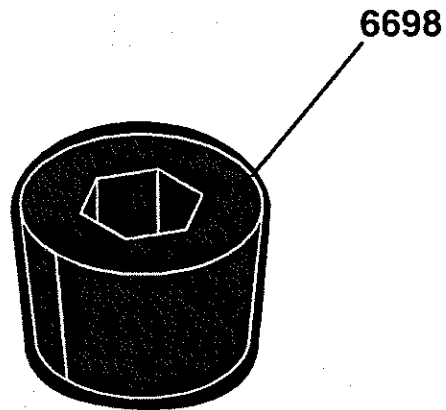


65M4_RE555629_PCD

Key	Part No.	Part Name	Qty.	Engine Serial No.	Remarks
1	RE523561	Elbow Fitting	1		
2	T77858	O-Ring	1		
3	19M7868	Screw	1		M8 X 30
4	28H865	Bushing	1		0.423" X 0.675" X 9/16"
5	19M7785	Screw	3		M10 X 25
6	R536950	Bracket	1		
7	RE539065	Turbocharger Reman	1		
8	R67364	Elbow Fitting	1		
9	M87733	Adapter Fitting	1		ALSO ORDER R63548
10	R63548	O-Ring	2		
11	RE538491	Oil Line	1		
12	RE521531	Adapter Fitting	1		
13	RE549173	Gasket	1		
14	14M7296	Flange Nut	5		M10
15	15H562	Pipe Plug	2		1"
16	AT13740	Drain Valve	1		
17	RE556422	Line	1		
18	R123570	Gasket	1		
19	RE540108	Oil Line	1		
20	19M8367	Screw	2		M8 X 25
21	R524438	Hose	1		
22	RE65978	Clamp	2		
23	R521324	Fitting	1		
24	51M7043	O-Ring	1		15.300 X 2.200 mm
25	RE46687	Drain Plug	1		
26	RE46686	Fitting	1		
27	51M7040	O-Ring	1		9.300 X 2.200 mm
28	19M7784	Screw	1		M10 X 20
29	R73291	Clamp	3		
30	19M8672	Screw	1		M14 X 25
31	RE540122	Bracket	1		
32	RE540178	Elbow Fitting	1		
33	51M7045	O-Ring	2		19.300 X 2.200 mm
34	T77858	O-Ring	1		
35	15H604	Pipe Plug	1		1/4"

Sectional Pictorial Index
Index d'illustrations par sections.
Gruppenbildindex
Indice illustrato delle sezioni
Índice de ilustraciones por secciones
Avsnittsbildregister


RGP16996 A.1



RGP16996

6698 Temperature Switch
6698 Contacteur thermostatique
6698 Temperaturschalter
6698 Termointerruttore
6698 Interruptor de temperatura
6698 Temperaturkontakt

6698_RE500556_PCD B.1

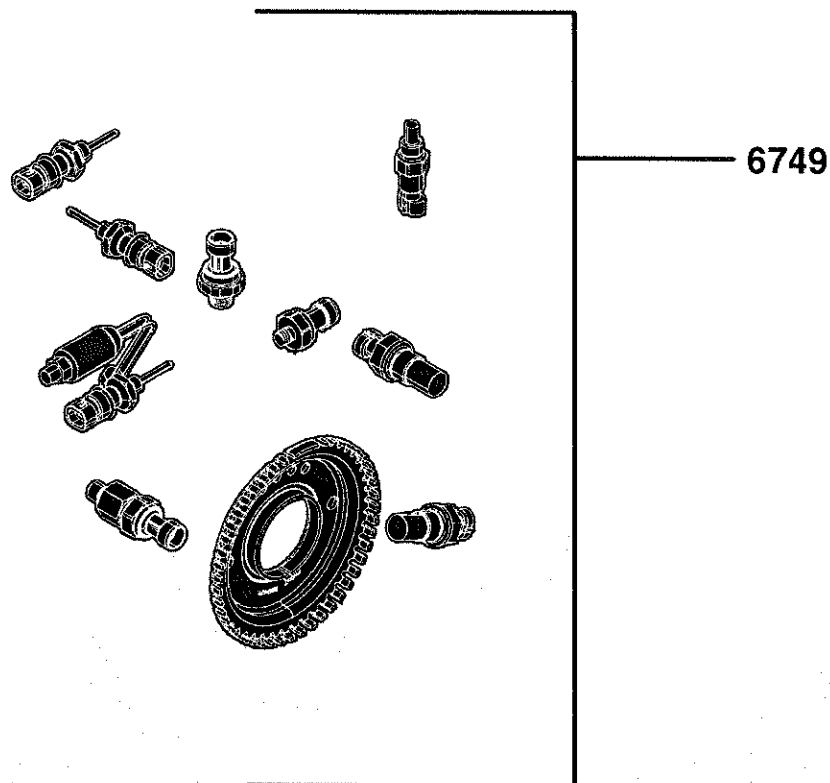


Key	Part No.	Part Name	Qty.	Engine Serial No.	Remarks
1	15H584	Pipe Plug	1	(A) 1/2"	

(A) Threads With Pre-Applied Sealant
Filetages avec produit d'étanchéité préappliqué
Gewinde mit voraufgetragenem Dichtmittel
Filetti con sigillante preapplicato
Roscas con pasta selladora preaplicada
Gångor med redan applicerat tätningsmedel

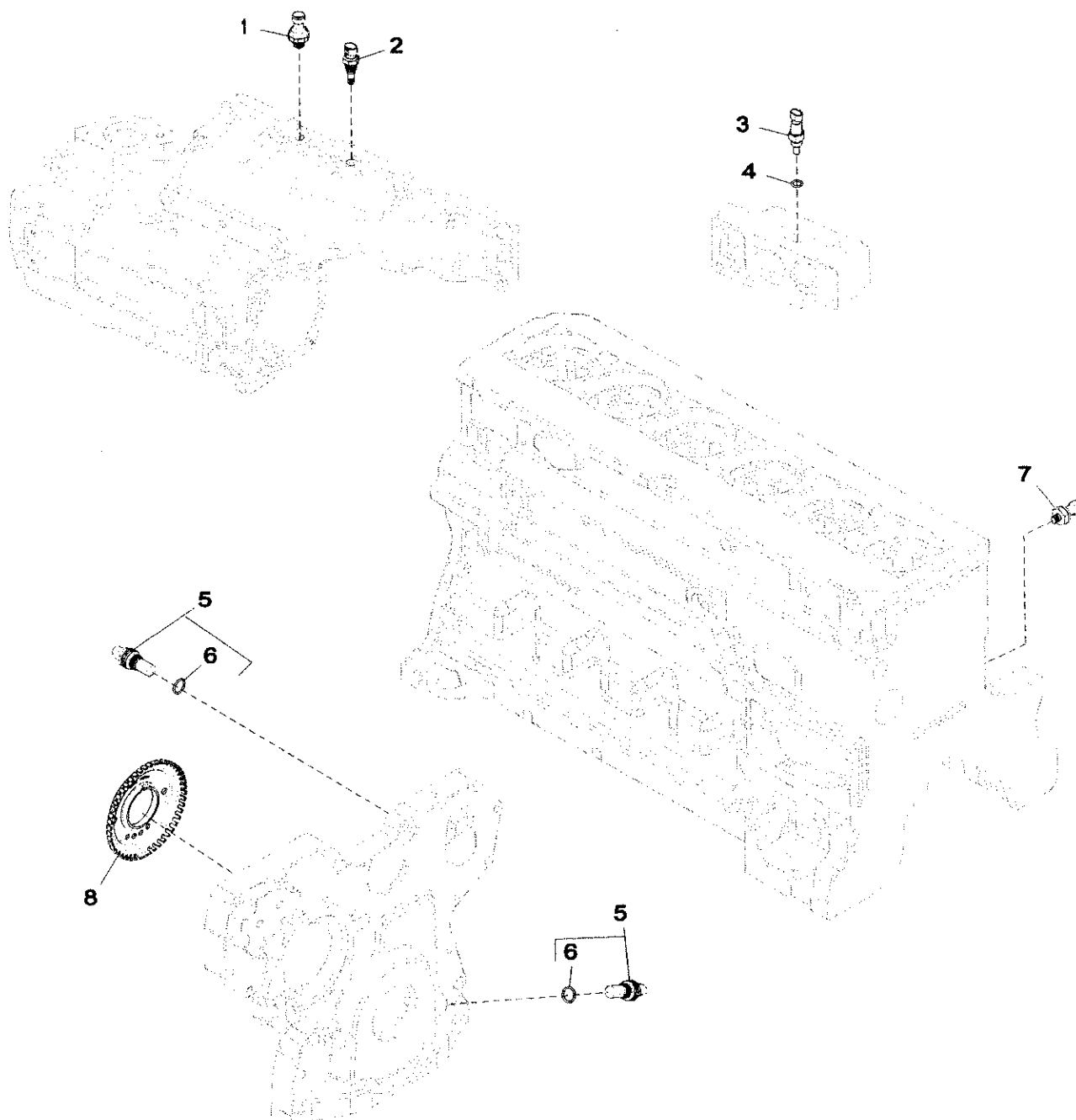
Sectional Pictorial Index
Index d'illustrations par sections.
Gruppenbildindex
Indice illustrato delle sezioni
Índice de ilustraciones por secciones
Avsnittsbildregister

RGP16997 A.1



RGP16997

6749 Engine Sensors
 6749 Capteurs du moteur
 6749 Motorsensoren
 6749 Sensori motore
 6749 Sensores de motor
 6749 Motorsensorer
 6749_RE538501_PCD C.1



6749_RE538501_PCD

Key	Part No.	Part Name	Qty.	Engine Serial No.	Remarks
1	RE522723	Manifold Air Press. Sensor	1		
2	RE525016	Thermocouple	1		
3	RE52722	Temperature Sensor	1		
4	51M7041	O-Ring	1		11.300 X 2.200 mm
5	RE519144	Sensor	2		(B)
6	51M7044	O-Ring	2		17.300 X 2.200 mm
7	RE167207	Sensor	1		(A)
8	R517471	Wheel	1		(C)

(A) Pressure Sensor
 Capteur de pression
 Drucksensor
 Sensore di pressione
 Sensor de presión
 Tryckgivare

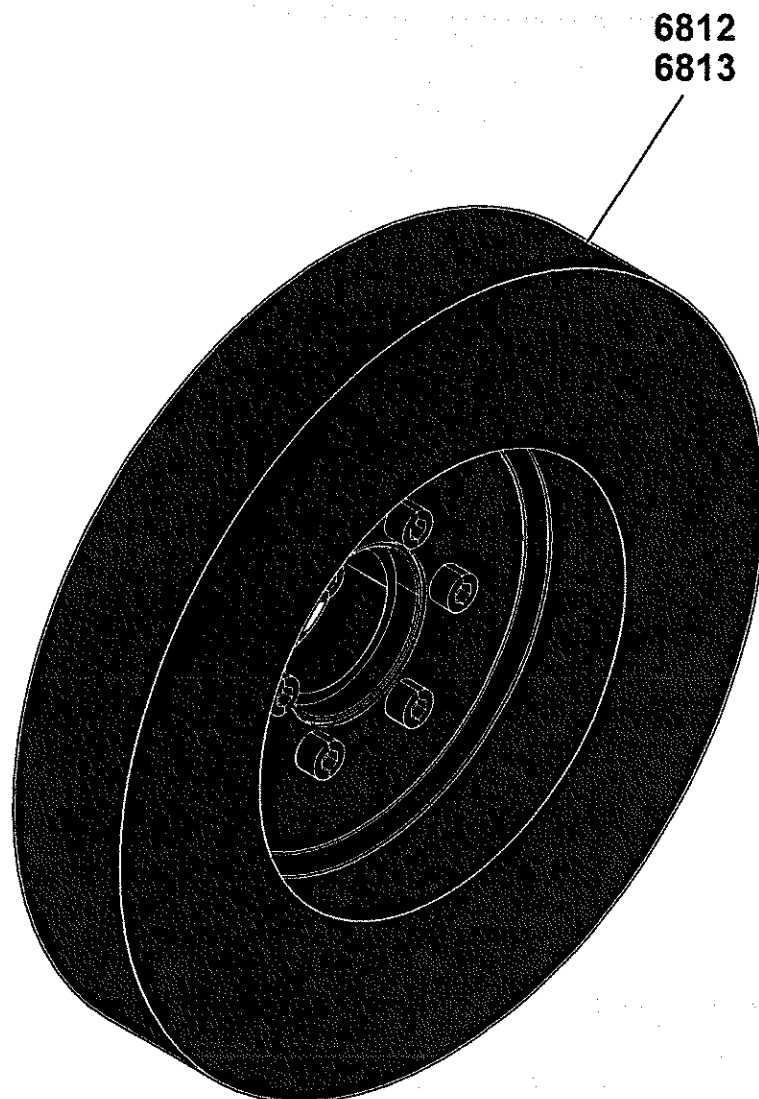
(B) Magnetic Pick-Up Sensor
 Capteur magnétique
 Sensor mit magnetischem Geber
 Sensore rilevatore magnetico
 Sensor de recogedor magnético
 Magnetisk pickupgivare

(C) Crank Shaft Timing
 Distribution de vilebrequin
 Kurbelwelleneinstellung
 Fasatura albero a gomiti
 Sincronización del cigüeñal
 Vevaxel, tidsinställning

Sectional Pictorial Index
Index d'illustrations par sections.
Gruppenbildindex
Indice illustrato delle sezioni
Índice de ilustraciones por secciones
Avsnittsbildregister

6812-	282
6813-	284

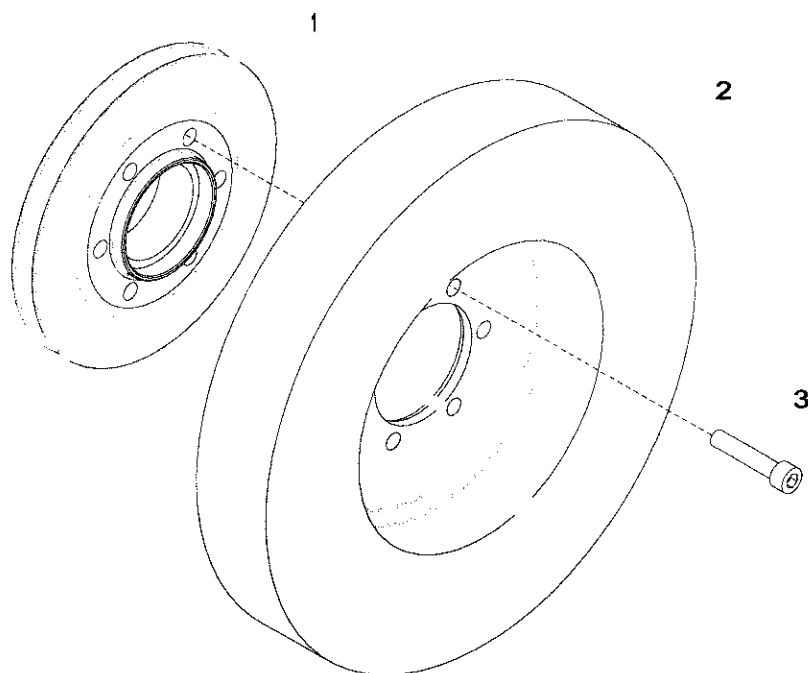
RGP20322 A.1



RGP20322

6812 Damper
6812 Amortisseur
6812 Schwingungsdämpfer
6812 Ammortizzatore
6812 Amortiguador
6812 Dämpare

6812_RE527895_PCD A.1

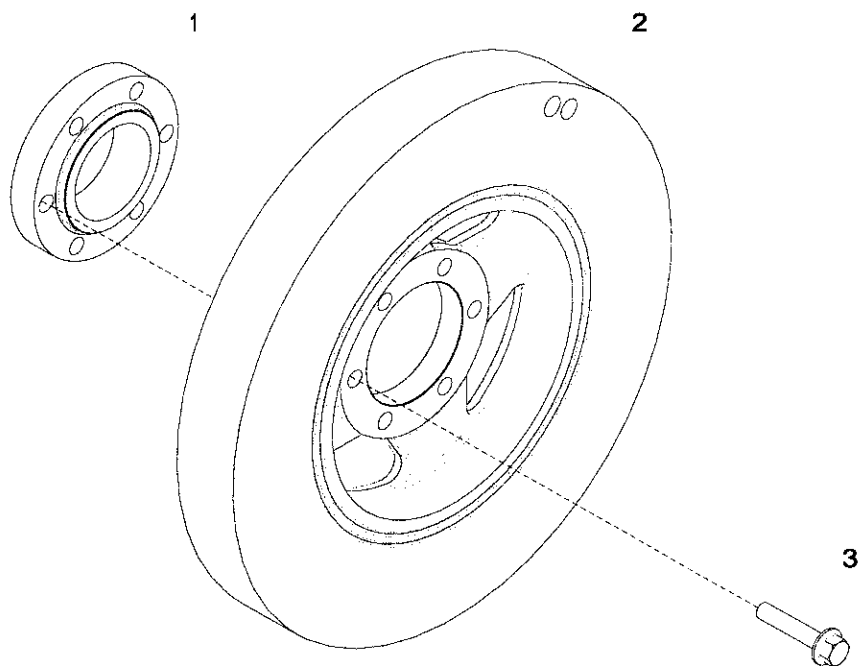


6812_RE527895_PCD

Key	Part No.	Part Name	Qty.	Engine Serial No.	Remarks
1	R522560	Pulley	1		
2	RE528010	Torsional Damper	1		
3	19M8853	Screw	6		M10 X 50

6813 Damper Assembly
6813 Amortisseur
6813 Schwingungsdämpfer-Baugruppe
6813 Gruppo antivibratore
6813 Conjunto de amortiguador
6813 Dämpare

6813_RE533440_PCD A.1

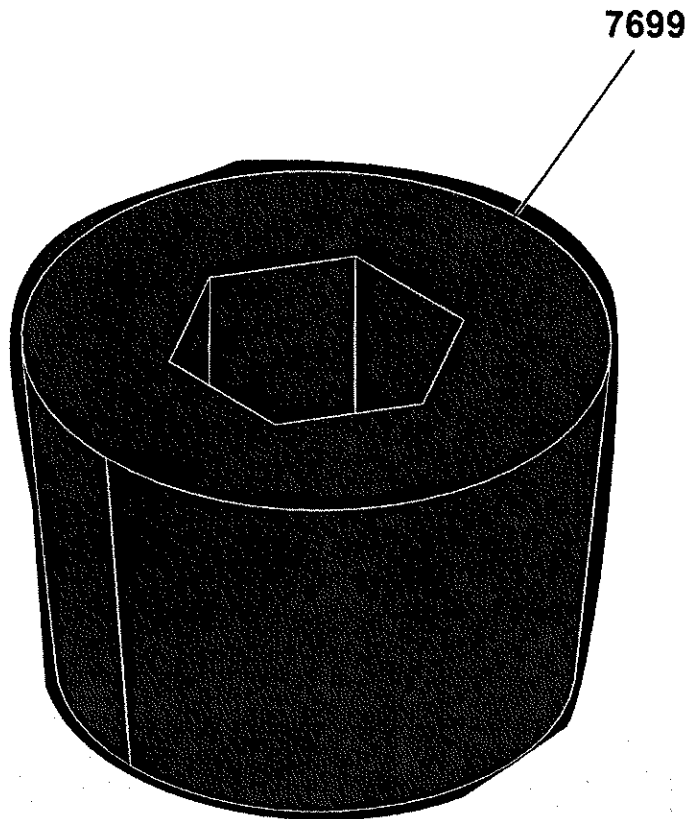


6813_RE533440_PCD

Key	Part No.	Part Name	Qty.	Engine Serial No.	Remarks
1	R534085	Adapter	1		(SUB FOR R526294)
2	RE530331	Torsional Damper	1		
3	19M8292	Screw	6		M10 X 50

Sectional Pictorial Index
Index d'illustrations par sections.
Gruppenbildindex
Indice illustrato delle sezioni
Índice de ilustraciones por secciones
Avsnittsbildregister

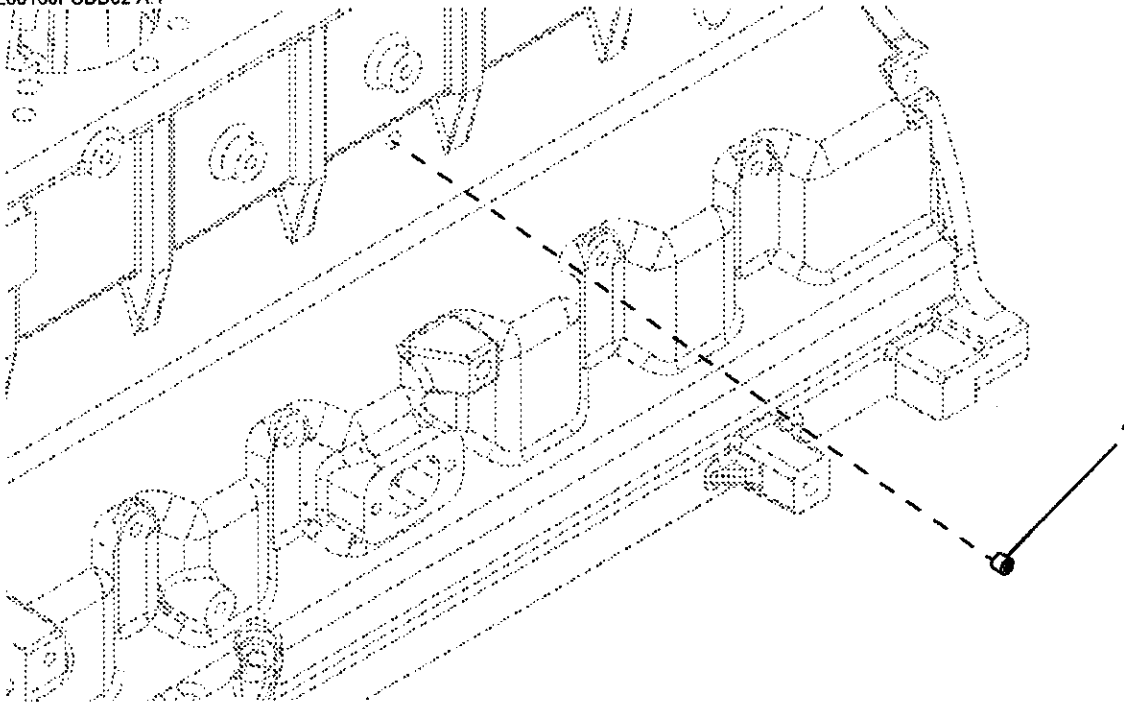
RGP20323 A.1



RGP20323

7699 Oil Pressure Switch - Plug
 7699 Manostat d'huile - Bouchon
 7699 Öldruckschalter - Stopfen
 7699 Pressostato olio - Spina
 7699 Interruptor de presión de aceite - Tapón
 7699 Oljetryckvakt - Plugg

RE60160PCDD02 A.1




RE60160PCDA01

Key	Part No.	Part Name	Qty.	Engine Serial No.	Remarks
1	RE71255	Pipe Plug	1		

Sectional Pictorial Index
Index d'illustrations par sections.
Gruppenbildindex
Indice illustrato delle sezioni
Índice de ilustraciones por secciones
Avsnittsbildregister

RGP17000 A.1

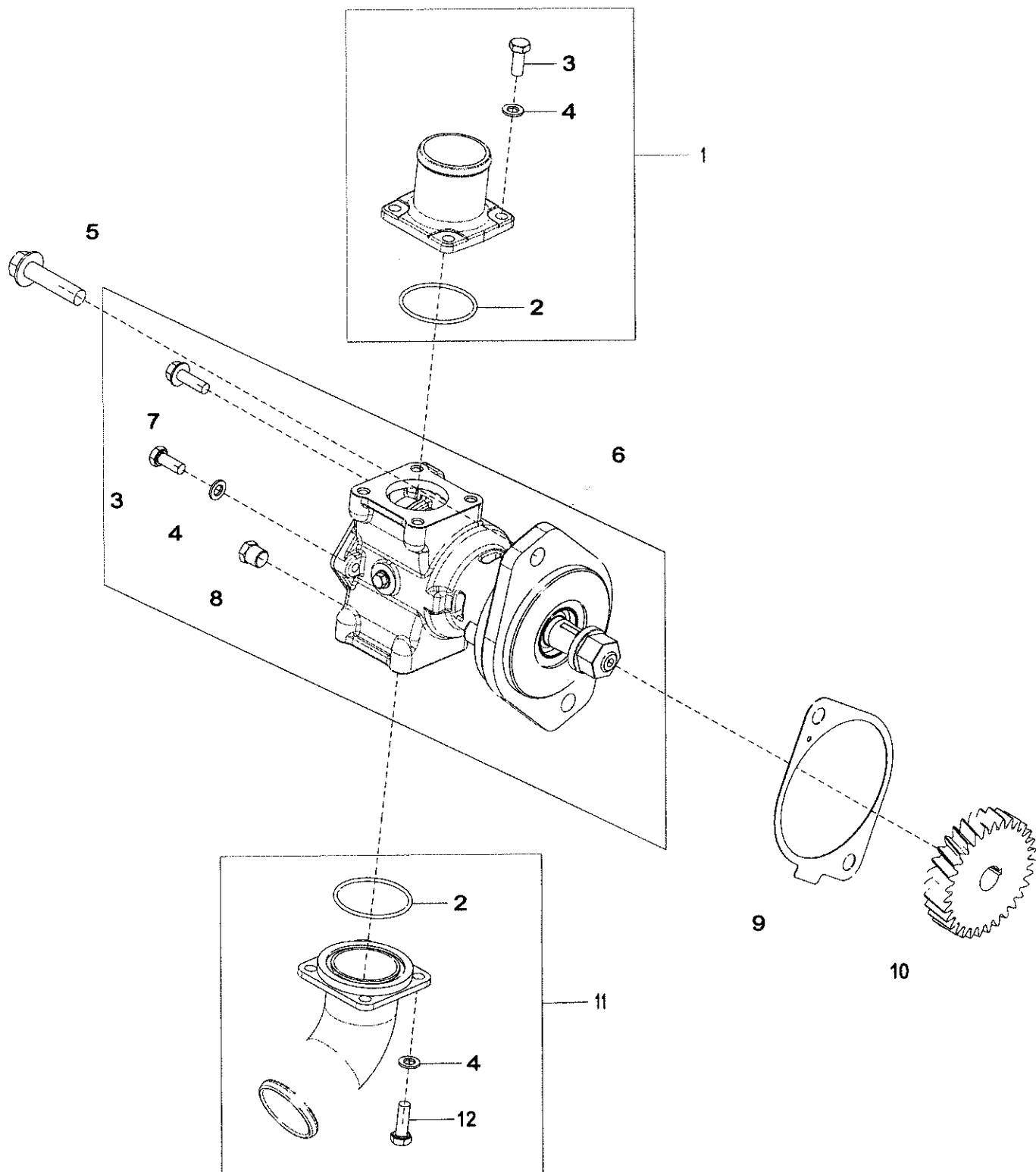
8024- 290



RGP17000

8024 Sea Water Pump
 8024 Pompe à eau de mer
 8024 Seewasserpumpe
 8024 Pompa dell'acqua di mare
 8024 Bomba de agua de mar
 8024 Havsvattenpump

8024_RE535914_PCD B.1



8024_RE535914_PCD

Key	Part No.	Part Name	Qty.	Engine Serial No.	Remarks
1	RE538665	Adapter	1		
2	U42111	O-Ring	2		
3	19M9962	Screw	7		M8 X 20
4	24M7537	Washer	11		8.400 X 15 X 1.600 mm
5	19M8306	Screw	2		M12 X 50
6	RE538663	Water Pump	1		
7	19M7867	Screw	4		M8 X 25
8	H26723	Drain Plug	2		
9	R522690	Gasket	1		
10	R135101	Gear	1		
11	RE538664	Adapter Kit	1		
12	19M9963	Screw	4		M8 X 25
..	RE49896	Impeller Kit	1		
..	RE540391	Pump Repair Kit	1		(A)

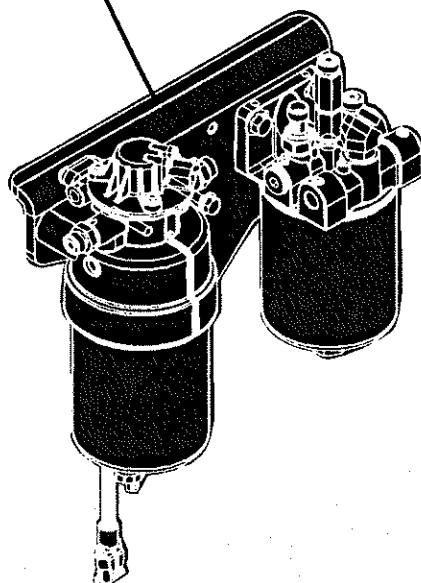
(A) Water Pump Major Repair
 Réparation importante de pompe à eau
 Wasserpumpen-Grundreparatur
 Riparazione radicale pompa acqua
 Reparación mayor de bomba de agua
 Större reparation för vattenpump

Sectional Pictorial Index
Index d'illustrations par sections.
Gruppenbildindex
Indice illustrato delle sezioni
Índice de ilustraciones por secciones
Avsnittsbildregister

81BQ-	294
81BR-	296
81BS-	298
81BT-	300

RGP17001 A.1

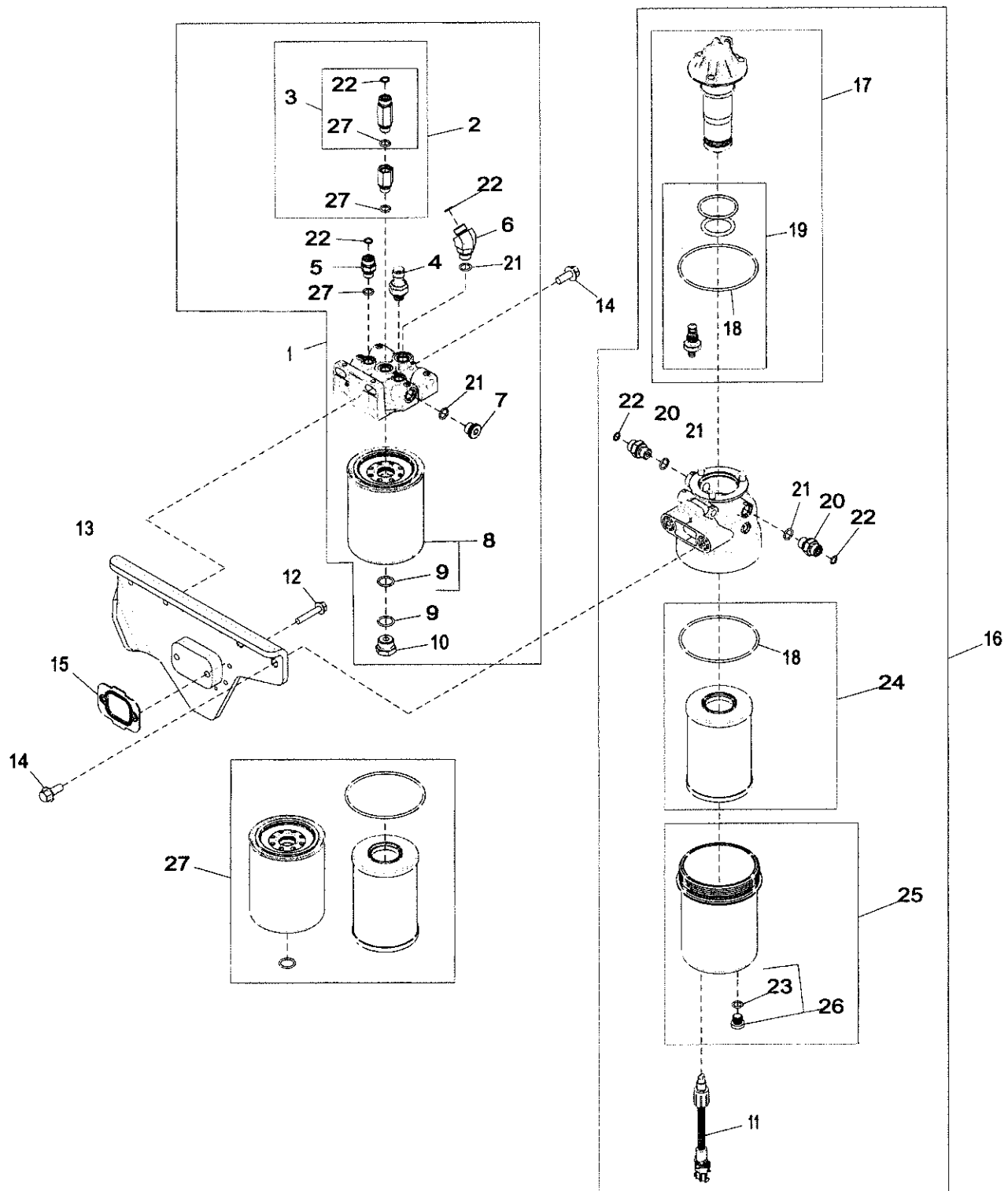
81BQ
81BR
81BS
81BT



RGP17001

81BQ Primary Fuel Filter
 81BQ Filtre à carburant primaire
 81BQ Kraftstoffgrobfilter
 81BQ Filtro principale del combustibile
 81BQ Filtro primario de combustible
 81BQ Primärbränslefilter

81BQ_RE555550_PCD C.2



81BQ_RE555550_PCD

Key	Part No.	Part Name	Qty.	Engine Serial No.	Remarks
1	RE527960	Filter	1		
2	RE528864	Bleed Valve	1		
3	RE528864	Bleed Valve	1		
4	RE522794	Sensor	1		(C)
5	38H5002	Adapter Fitting	1		ALSO ORDER 51M7095 AND R63548
6	38H5154	Elbow Fitting	1		ALSO ORDER 51M7096 AND R63548
7	T122803	Fitting Plug	1		ALSO ORDER 51M7096
8	Filter Element	1		ORDER RE527961; INCLUDES R47151
9	R47151	O-Ring	2		
10	R27474	Drain Plug	1		ALSO ORDER R47151
11	RE532949	Sensor	1		(A)
12	RE67239	Screw	2		
13	RE540500	Bracket	1		
14	19M7785	Screw	4		M10 X 25
15	R528039	Gasket	1		
16	RE542084	Fuel Filter	1		
17	RE539764	Fuel Pump	1		
18	R522921	O-Ring	2		
19	RE523784	Seal Kit	1		
20	38H5037	Adapter Fitting	2		ALSO ORDER 51M7096 AND R63548
21	51M7096	O-Ring	4		13.300 X 2.200 mm
22	R63548	O-Ring	5		
23	51M7095	O-Ring	4		11.300 X 2.200 mm
24	RE525523	Filter Element	1		SUB FOR RE520906
25	RE527972	Filter	1		
26	RE522144	Drain Plug	1		
27	RE527961	Fuel Filter	1		(B)

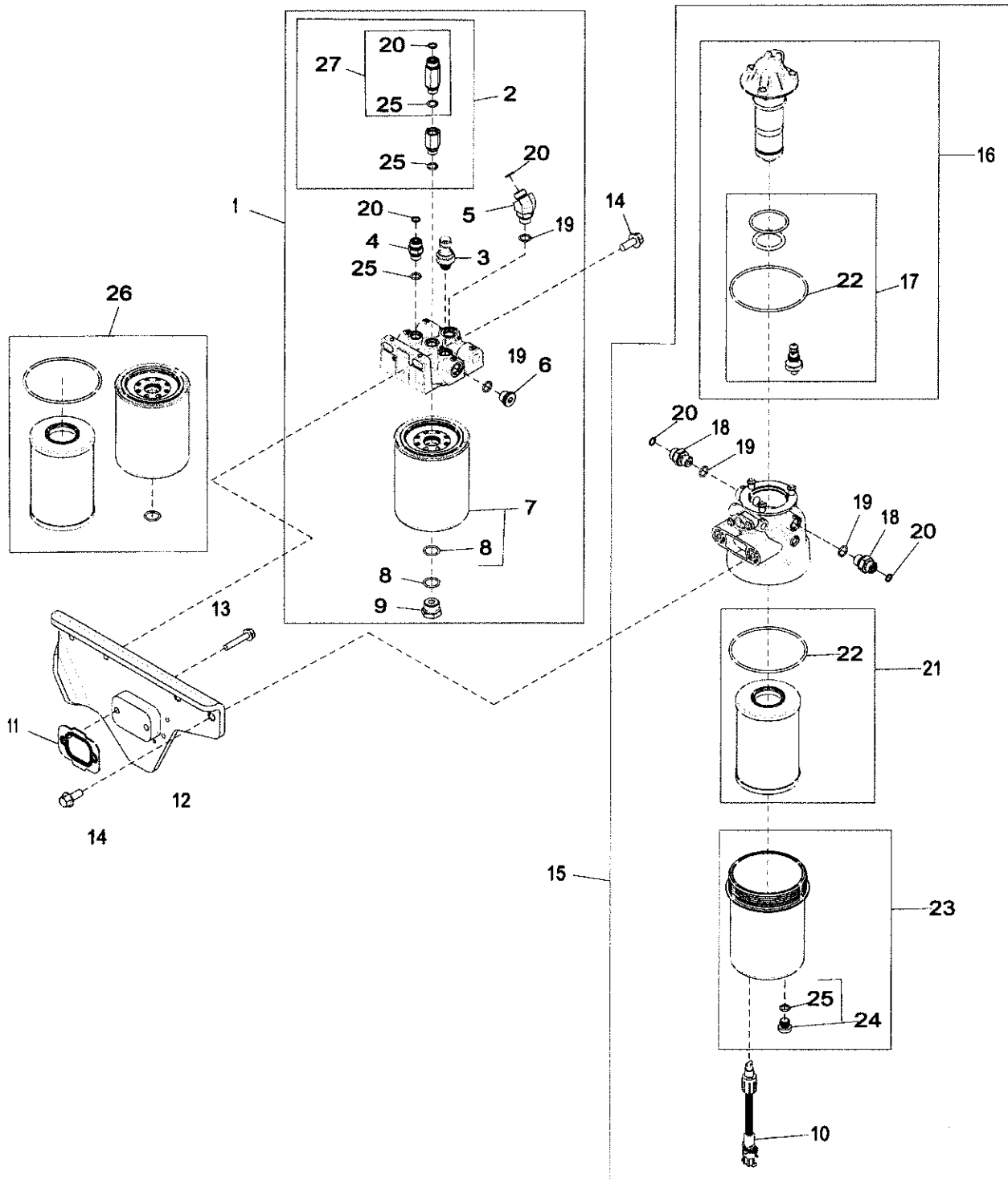
(A) Water in Fuel Sensor
 Capteur de présence d'eau dans le
 carburant
 Sensor für Wasser im Kraftstoff
 Sensore condensa nel carburante
 Sensor de agua en combustible
 Sensor för vatten i bränslet

(B) Includes Primary and Final Filter
 Element
 Inclut les éléments filtrants de filtre à
 carburant primaire et final
 Einschließlich Kraftstoff-Vorfilter- und
 -Hauptfiltereinsatz
 Include elemento del filtro principale e
 finale
 Incluye elementos de filtros primario y
 final
 Inkluderar primär- och slutfilterelement

(C) Pressure Sensor
 Capteur de pression
 Drucksensor
 Sensore di pressione
 Sensor de presión
 Tryckgivare

81BR Primary Fuel Filter
 81BR Filtre à carburant primaire
 81BR Kraftstoffgrobfilter
 81BR Filtro principale del combustibile
 81BR Filtro primario de combustible
 81BR Primärbränslefilter

81BR_RE555632_PCD E.1



81BR_RE555632_PCD

Key	Part No.	Part Name	Qty.	Engine Serial No.	Remarks
1	RE527960	Filter	1		
2	RE528864	Bleed Valve	1		
3	RE522794	Sensor	1		(C)
4	38H5002	Adapter Fitting	1		ALSO ORDER 51M7095 AND R63548
5	38H5154	Elbow Fitting	1		ALSO ORDER 51M7096 AND R63548
6	T122803	Fitting Plug	1		ALSO ORDER 51M7096
7	Filter Element	1		ORDER RE527961; INCLUDES R47151
8	R47151	O-Ring	2		
9	R27474	Drain Plug	1		ALSO ORDER R47151
10	RE532949	Sensor	1		(A)
11	R528039	Gasket	1		
12	RE540500	Bracket	1		
13	RE67239	Screw	2		
14	19M7785	Screw	4		M10 X 25
15	RE542083	Fuel Filter	1		
16	RE539761	Fuel Pump	1		
17	RE523784	Seal Kit	1		
18	38H5037	Adapter Fitting	2		ALSO ORDER 51M7096 AND R63548
19	51M7096	O-Ring	4		13.300 X 2.200 mm
20	R63548	O-Ring	5		
21	RE525523	Filter Element	1		SUB FOR RE520906
22	R522921	O-Ring	2		
23	RE527972	Filter	1		
24	RE522144	Drain Plug	1		
25	51M7095	O-Ring	4		11.300 X 2.200 mm
26	RE527961	Fuel Filter	1		(B)
27	RE528864	Bleed Valve	1		

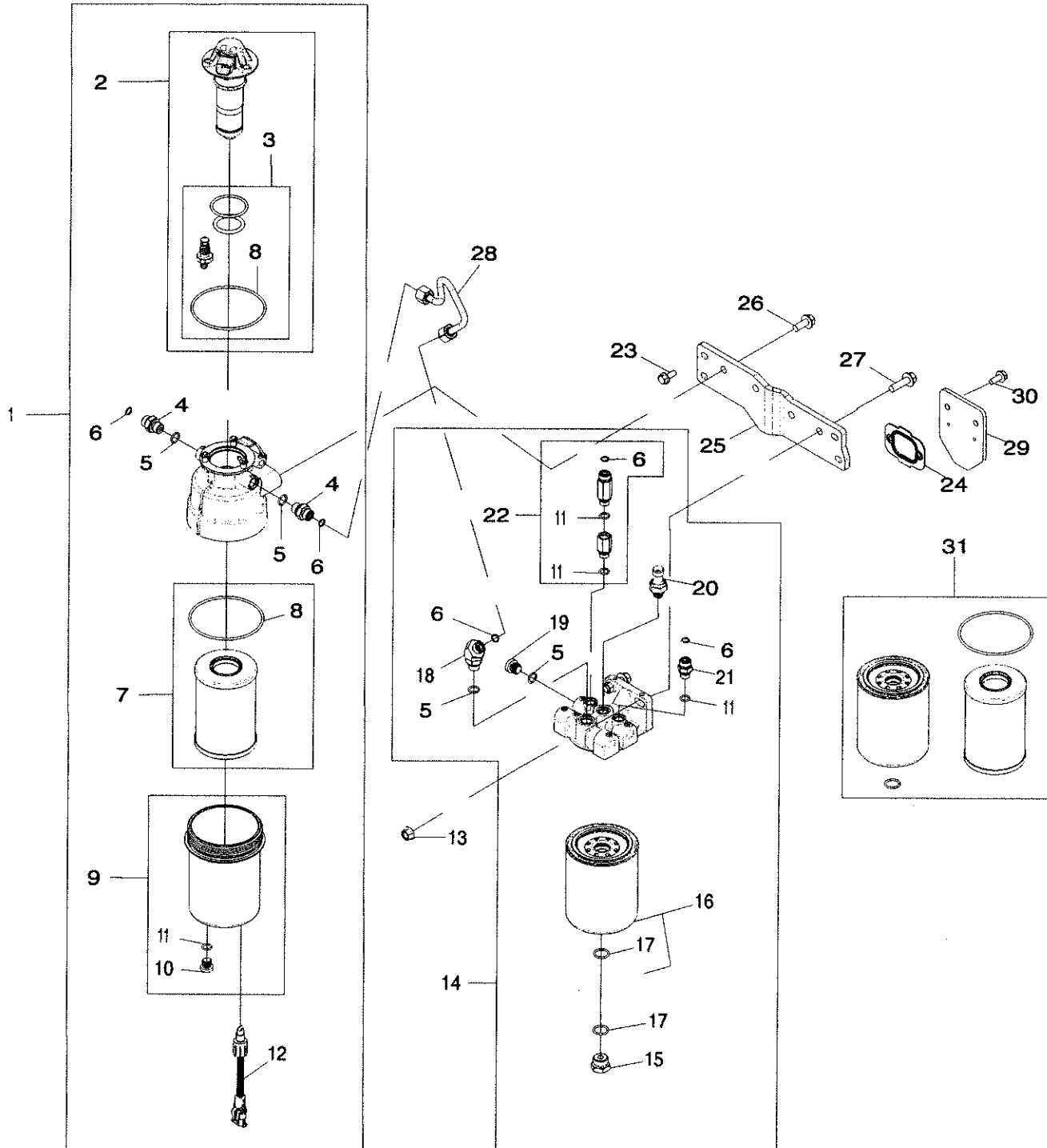
(A) Water in Fuel Sensor
 Capteur de présence d'eau dans le
 carburant
 Sensor für Wasser im Kraftstoff
 Sensore condensa nel carburante
 Sensor de agua en combustible
 Sensor för vatten i bränslet

(B) Includes Primary and Final Filter
 Element
 Inclut les éléments filtrants de filtre à
 carburant primaire et final
 Einschließlich Kraftstoff-Vorfilter- und
 -Hauptfiltereinsatz
 Include elemento del filtro principale e
 finale
 Incluye elementos de filtros primario y
 final
 Inkluderar primär- och slutfilterelement

(C) Pressure Sensor
 Capteur de pression
 Drucksensor
 Sensore di pressione
 Sensor de presión
 Tryckgivare

81BS Primary Fuel Filter
 81BS Filtre à carburant primaire
 81BS Kraftstoffgrobfilter
 81BS Filtro principale del combustibile
 81BS Filtro primario de combustible
 81BS Primärbränslefilter

81BS A.1



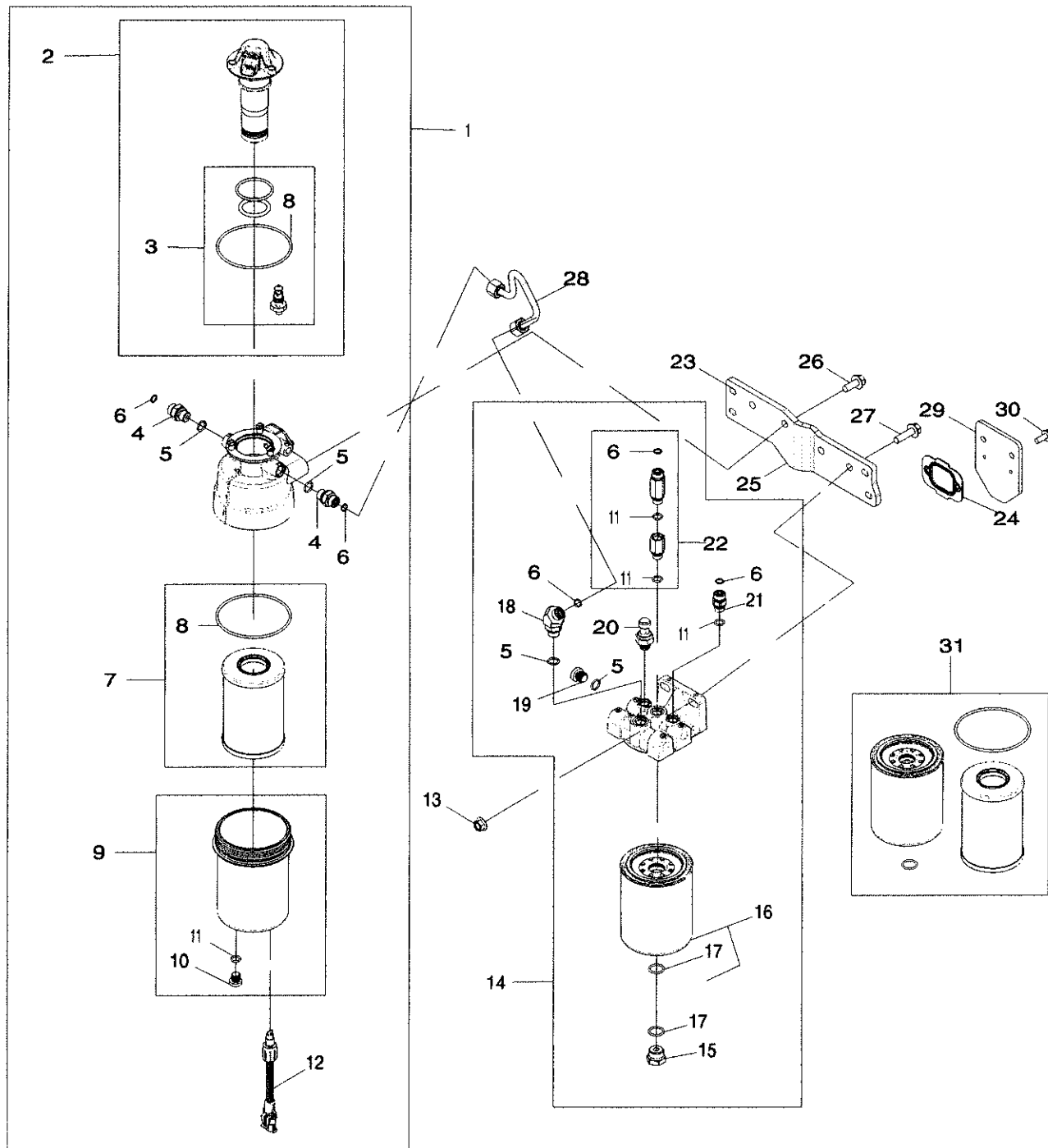
81BS_RE555303A_PCD

Key	Part No.	Part Name	Qty.	Engine Serial No.	Remarks
1	RE542083	Fuel Filter	1		
2	RE539761	Fuel Pump	1		
3	RE523784	Seal Kit	1		
4	38H5037	Adapter Fitting	2		ALSO ORDER 51M7096 AND R63548
5	51M7096	O-Ring	4		13.300 X 2.200 mm
6	R63548	O-Ring	5		
7	Filter Element	1		ORDER RE527961; INCLUDES R522921
8	R522921	O-Ring	1		
9	RE527972	Filter	1		
10	RE522144	Drain Plug	1		
11	51M7095	O-Ring	4		11.300 X 2.200 mm
12	RE532949	Sensor	1		(A)
13	14M7296	Flange Nut	2		M10
14	RE527960	Filter	1		
15	R27474	Drain Plug	1		
16	Filter Element	1		ORDER RE527961; INCLUDES R47151
17	R47151	O-Ring	1		
18	38H5154	Elbow Fitting	1		ALSO ORDER 51M7096 AND R63548
19	T122803	Fitting Plug	1		ALSO ORDER 51M7096
20	RE522794	Sensor	1		
21	38H5002	Adapter Fitting	1		ALSO ORDER 51M7095 AND R63548
22	RE528864	Bleed Valve	1		
23	19M7866	Screw	4		M8 X 20
24	R528039	Gasket	1		
25	R536946	Bracket	1		
26	19M7785	Screw	2		M10 X 25
27	19M7835	Screw	2		M10 X 35
28	RE555304	Fuel Line	1		
29	R529027	Plate	1		
30	RE67238	Screw	2		
31	RE527961	Fuel Filter	1		(B)

(A) Water in Fuel Sensor
 Capteur de présence d'eau dans le carburant
 Sensor für Wasser im Kraftstoff
 Sensore condensa nel carburante
 Sensor de agua en combustible
 Sensor för vatten i bränslet

(B) Includes Primary and Final Filter Element
 Inclut les éléments filtrants de filtre à carburant primaire et final
 Einschließlich Kraftstoff-Vorfilter- und -Hauptfiltereinsatz
 Incluye elemento del filtro principal e final
 Incluye elementos de filtros primario y final
 Inkluderar primär- och slutfilterelement

81BT A.1



81BT_RE555913A_PCD

Key	Part No.	Part Name	Qty.	Engine Serial No.	Remarks
1	RE542083	Fuel Filter	1		
2	RE539761	Fuel Pump	1		
3	RE523784	Seal Kit	1		
4	38H5037	Adapter Fitting	2		ALSO ORDER 51M7096 AND R63548
5	51M7096	O-Ring	4		13.300 X 2.200 mm
6	R63548	O-Ring	5		
7	Filter Element	1		ORDER RE527961; INCLUDES R522921
8	R522921	O-Ring	1		
9	RE527972	Filter	1		
10	RE522144	Drain Plug	1		
11	51M7095	O-Ring	4		11.300 X 2.200 mm
12	RE532949	Sensor	1		(A)
13	14M7296	Flange Nut	2		M10
14	RE527960	Filter	1		
15	R27474	Drain Plug	1		
16	Filter Element	1		ORDER RE527961; INCLUDES R47151
17	R47151	O-Ring	1		
18	38H5154	Elbow Fitting	1		ALSO ORDER 51M7096 AND R63548
19	T122803	Fitting Plug	1		ALSO ORDER 51M7096
20	RE522794	Sensor	1		
21	38H5002	Adapter Fitting	1		ALSO ORDER 51M7095 AND R63548
22	RE528864	Bleed Valve	1		
23	19M7866	Screw	4		(C) M8 X 20
24	R528039	Gasket	1		
25	R536946	Bracket	1		
26	19M7785	Screw	2		M10 X 25
27	19M7835	Screw	2		M10 X 35
28	RE555304	Fuel Line	1		
29	R529027	Plate	1		
30	RE67238	Screw	2		
31	RE527961	Fuel Filter	1		(B)

(A) Water in Fuel Sensor
 Capteur de présence d'eau dans le carburant
 Sensor für Wasser im Kraftstoff
 Sensore condensa nel carburante
 Sensor de agua en combustible
 Sensor för vatten i bränslet

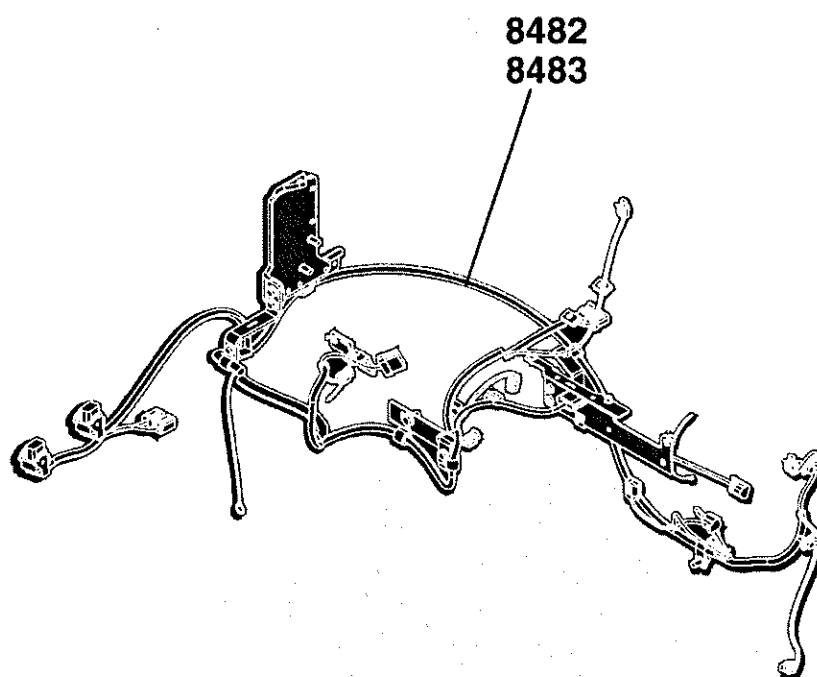
(C) For Bracket
 Pour support
 Für Halterung
 Per staffa
 para soporte
 För fäste

(B) Includes Primary and Final Filter Element
 Inclut les éléments filtrants de filtre à carburant primaire et final
 Einschließlich Kraftstoff-Vorfilter- und -Hauptfiltereinsatz
 Incluye elemento del filtro principal e final
 Incluye elementos de filtros primario y final
 Inkluderar primär- och slutfilterelement

Sectional Pictorial Index
Index d'illustrations par sections.
Gruppenbildindex
Indice illustrato delle sezioni
Índice de ilustraciones por secciones
Avsnittsbildregister

8482-	304
8483-	306

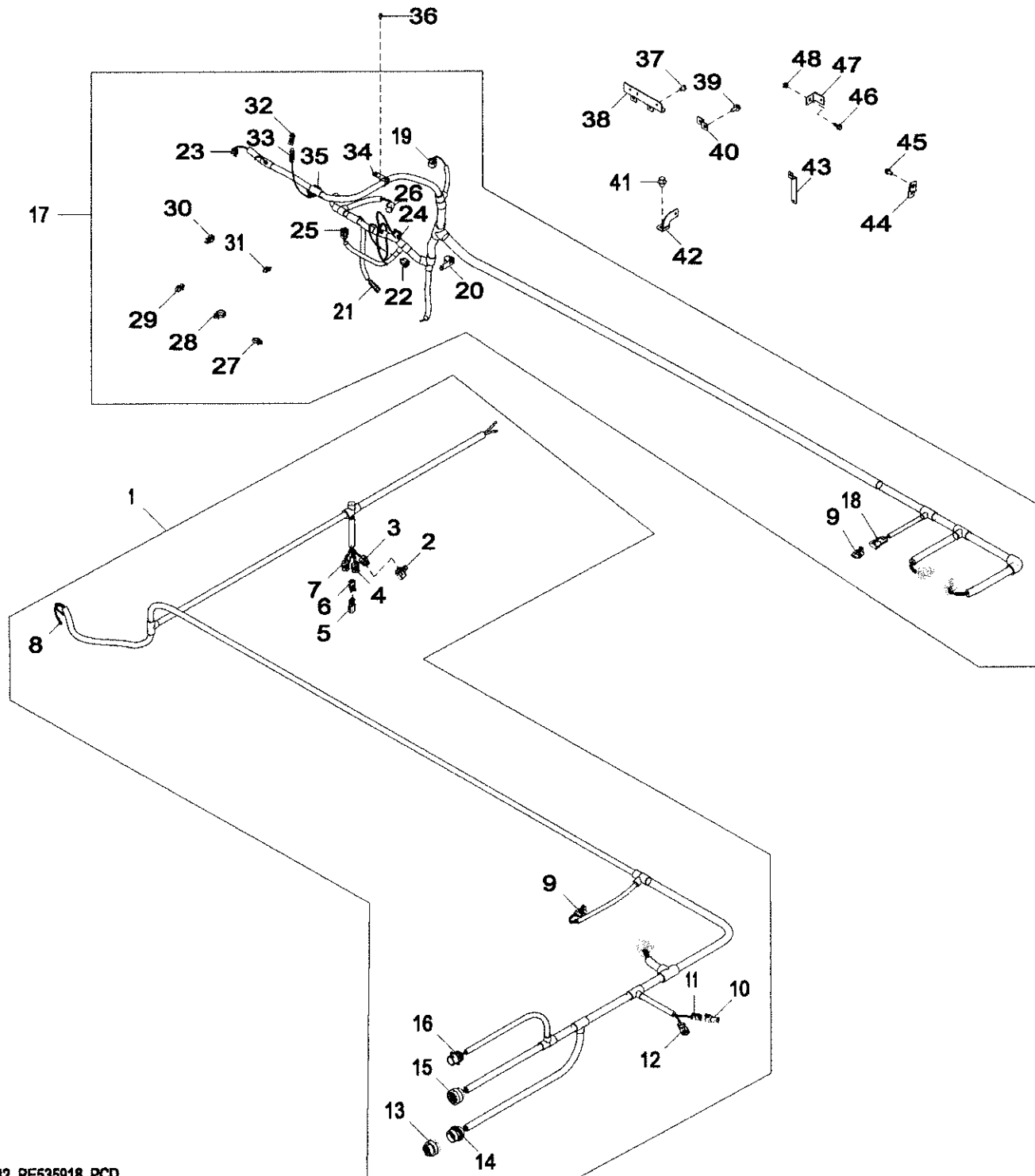
RGP17002 A.1



RGP17002

8482 Engine Wiring Harness
 8482 Faisceau de fils de moteur
 8482 Motorkabelbaum
 8482 Cavo elettrico motore
 8482 Grupo de cables de motor
 8482 Motorns kabelhärva

8482_RE535918_PCD B.4

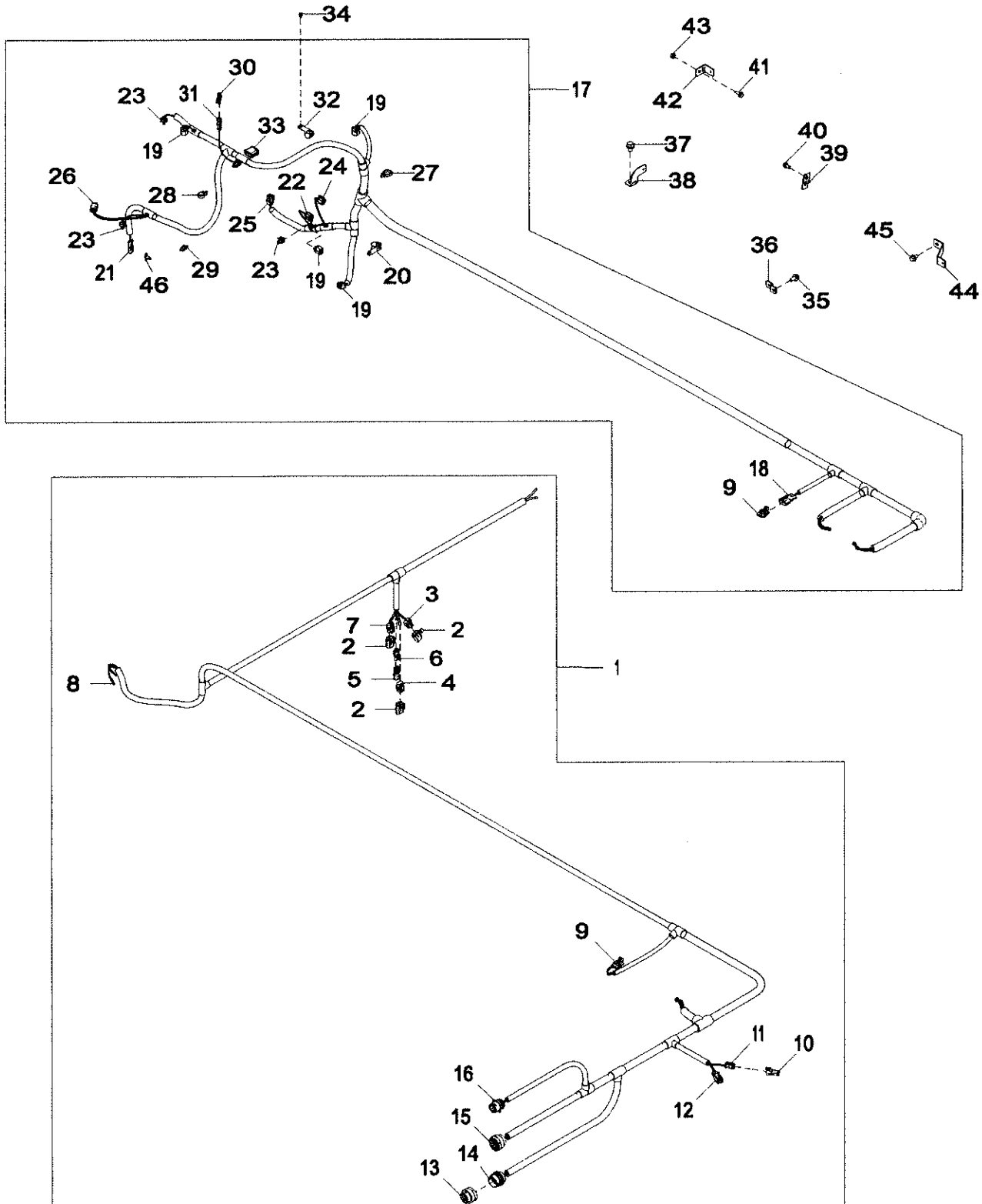


8482_RE535918_PCD

Key	Part No.	Part Name	Qty.	Engine Serial No.	Remarks
1	RE536602	Wiring Harness	1		
2	57M8487	Electrical Connector Cap	3		
3	57M8267	Elec. Connector Housing	1		
4	57M8600	Elec. Connector Housing	1		
5	R78053	Electrical Connector Assy	1		
6	RE12363	Elec. Connector Terminal	1		
7	R104570	Electrical Connector Assy	1		
8	57M7547	Elec. Connector Terminal	2		
9	57M7280	Elec. Connector Housing	1		
10	57M8131	Electronic Terminator	1		
11	57M8637	Elec. Connector Housing	1		
12	57M7304	Elec. Connector Housing	1		
13	57M7749	Electrical Connector Assy	1		
14	57M7750	Elec. Connector Housing	1		
15	57M8112	Elec. Connector Housing	1		
16	57M7919	Elec. Connector Housing	1		
17	RE535893	Wiring Harness	1		
18	57M7305	Elec. Connector Housing	1		
19	57M8601	Elec. Connector Housing	4		
20	57M8827	Clamp	1		
21	57M7256	Elec. Connector Housing	1		
22	57M8400	Electrical Connector Assy	1		
23	57M8625	Elec. Connector Housing	3		
24	57M8403	Elec. Connector Housing	1		
25	57M8407	Elec. Connector Housing	1		
26	57M8634	Elec. Connector Housing	1		
27	57M9244	Clip	1		
28	57M9247	Clip	1		
29	57M9243	Clip	2		
30	57M9245	Clip	3		
31	RE258807	Tie Band	1		
32	RE12362	Electrical Connector Assy	1		
33	R78052	Electrical Connector Assy	1		
34	57M8824	Elec. Connector Accessory	2		
35	57M8636	Elec. Connector Housing	1		
36	37M7089	Screw	4		M6 X 12
37	RE524730	Cap Screw	3		
38	R529541	Bracket	1		
39	19M7784	Screw	1		M10 X 20
40	R529540	Bracket	1		
41	19M8242	Screw	1		M12 X 16
42	R529539	Bracket	1		
43	R529583	Bracket	1		
44	R522924	Bracket	1		
45	19M7865	Screw	1		M8 X 16
46	19M7866	Screw	1		M8 X 20
47	R529538	Bracket	1		
48	14M7298	Flange Nut	1		M8

8483 Engine Wiring Harness
 8483 Faisceau de fils de moteur
 8483 Motorkabelbaum
 8483 Cavo elettrico motore
 8483 Grupo de cables de motor
 8483 Motorns kabelhärva

8483_RE535919_PCD C.1

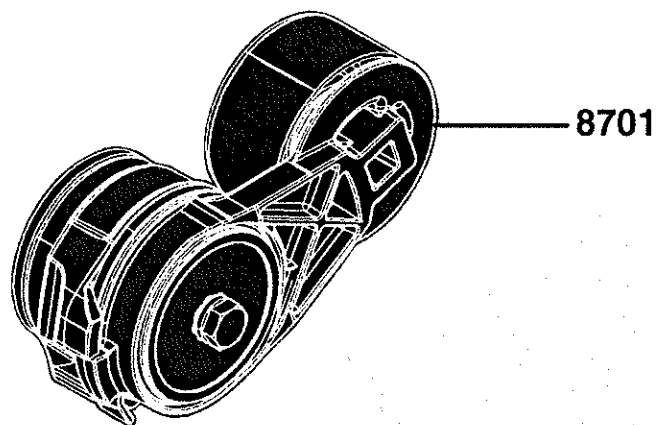


8483_RE535919_PCD

Key	Part No.	Part Name	Qty.	Engine Serial No.	Remarks
1	RE536602	Wiring Harness	1		
2	57M8487	Electrical Connector Cap	3		
3	57M8267	Elec. Connector Housing	1		
4	57M8600	Elec. Connector Housing	1		
5	R78053	Electrical Connector Assy	1		
6	RE12363	Elec. Connector Terminal	1		
7	R104570	Electrical Connector Assy	1		
8	57M7547	Elec. Connector Terminal	2		
9	57M7280	Elec. Connector Housing	2		
10	57M8131	Electronic Terminator	1		
11	57M8637	Elec. Connector Housing	1		
12	57M7304	Elec. Connector Housing	1		
13	57M7749	Electrical Connector Assy	1		
14	57M7750	Elec. Connector Housing	1		
15	57M8112	Elec. Connector Housing	1		
16	57M7919	Elec. Connector Housing	1		
17	RE535894	Wiring Harness	1		
18	57M7305	Elec. Connector Housing	1		
19	57M8601	Elec. Connector Housing	4		
20	57M8827	Clamp	1		
21	57M7256	Elec. Connector Housing	1		
22	57M8400	Electrical Connector Assy	1		
23	57M8625	Elec. Connector Housing	3		
24	57M8403	Elec. Connector Housing	1		
25	57M8407	Elec. Connector Housing	1		
26	57M8634	Elec. Connector Housing	1		
27	57M9247	Clip	1		
28	57M9245	Clip	4		
29	RE258807	Tie Band	2		
30	RE12362	Electrical Connector Assy	1		
31	R78052	Electrical Connector Assy	1		
32	57M8824	Elec. Connector Accessory	2		
33	57M8636	Elec. Connector Housing	1		
34	37M7089	Screw	4		M6 X 12
35	19M7784	Screw	1		M10 X 20
36	R529540	Bracket	1		
37	19M8242	Screw	1		M12 X 16
38	R529539	Bracket	1		
39	R522924	Bracket	1		
40	19M7865	Screw	1		M8 X 16
41	19M7866	Screw	1		M8 X 20
42	R529538	Bracket	1		
43	14M7298	Flange Nut	1		M8
44	R529542	Bracket	1		
45	19M7783	Screw	1		M10 X 16
46	57M8910	Clip	1		

Sectional Pictorial Index
Index d'illustrations par sections.
Gruppenbildindex
Indice illustrato delle sezioni
Índice de ilustraciones por secciones
Avsnittsbildregister

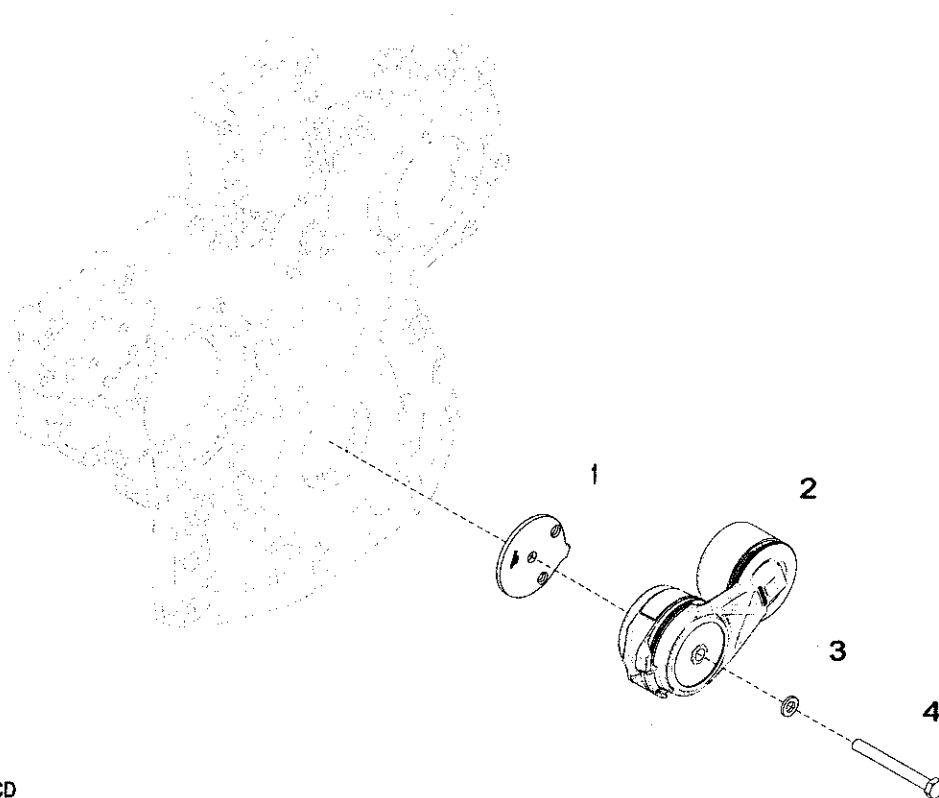
RGP17003 A.1



RGP17003

8701 Automatic Belt Tensioner
8701 Tendeur de courroie automatique
8701 Automatische Riemenspannvorrichtung
8701 Tendicinghia automatico
8701 Tensor de correa automático
8701 Automatisk remspännare

8701_RE59701_PCD A.1



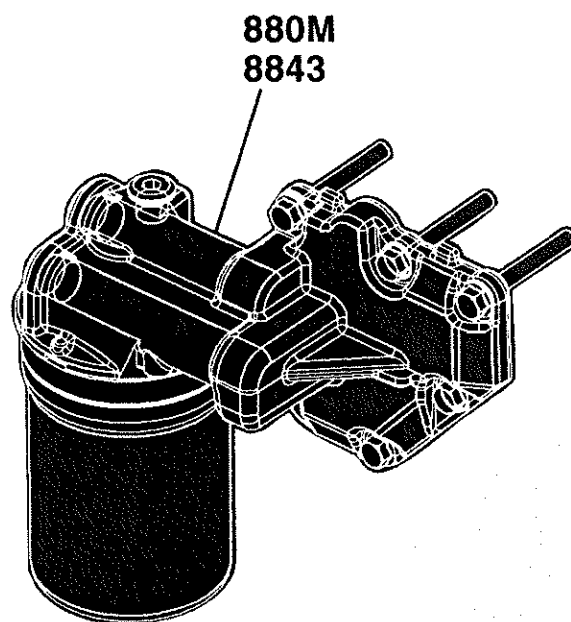
8701_RE59701_PCD

Key	Part No.	Part Name	Qty.	Engine Serial No.	Remarks
1	R518210	Spacer	1		
2	RE548027	Belt Tensioner	1		SUB FOR RE518097
3	24M7106	Washer	1		10 X 18 X 2.500 mm
4	19M8183	Cap Screw	1		M10 X 90

Sectional Pictorial Index
Index d'illustrations par sections.
Gruppenbildindex
Indice illustrato delle sezioni
Índice de ilustraciones por secciones
Avsnittsbildregister

880M-	314
8843-	316

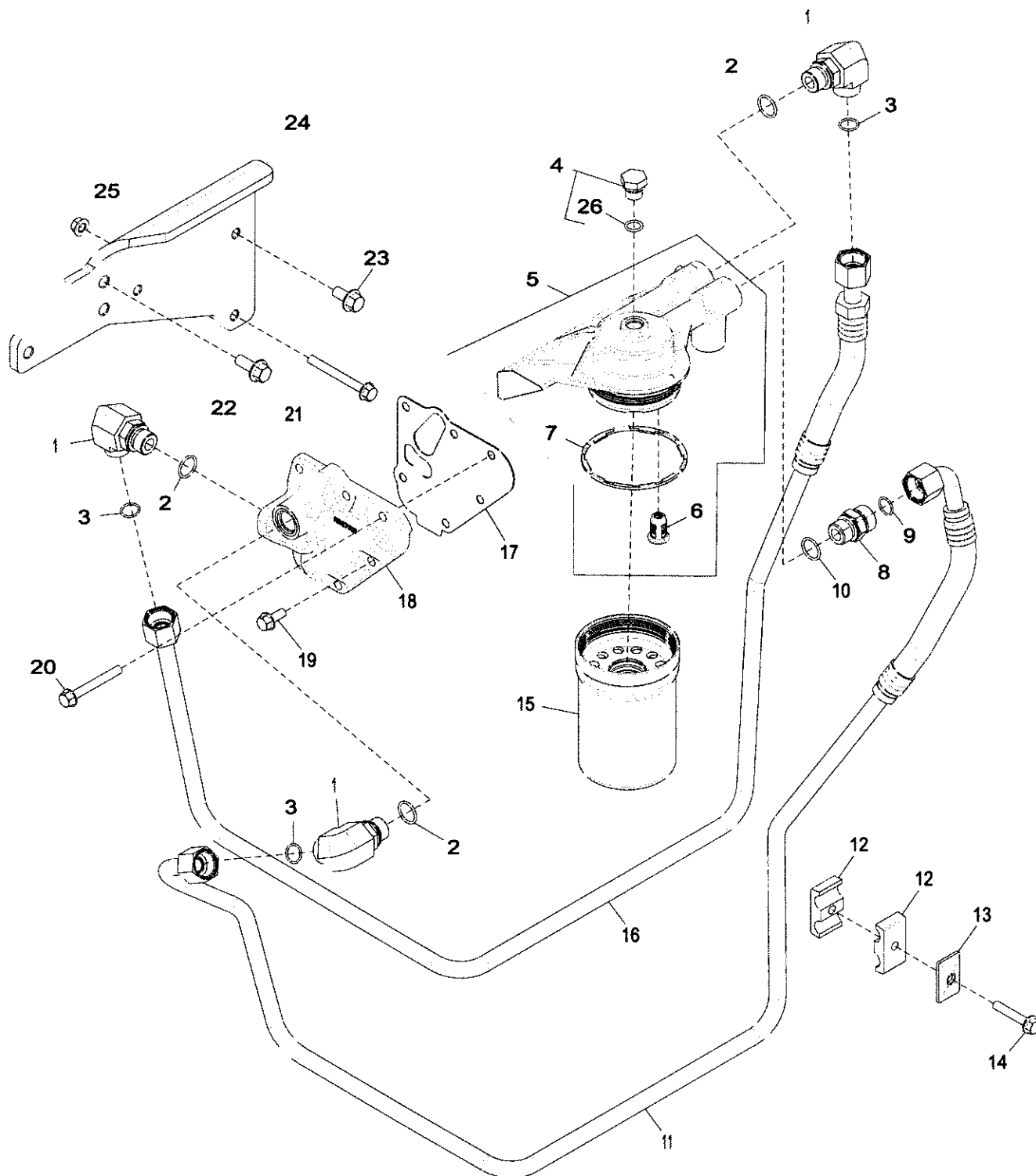
RGP17004 A.1



RGP17004

880M Engine Oil Filter
 880M Filtre à huile moteur
 880M Motorölfilter
 880M Filtro olio motore
 880M Filtro de aceite de motor
 880M Motoröljefilter

880M_RE548155_PCD B.1

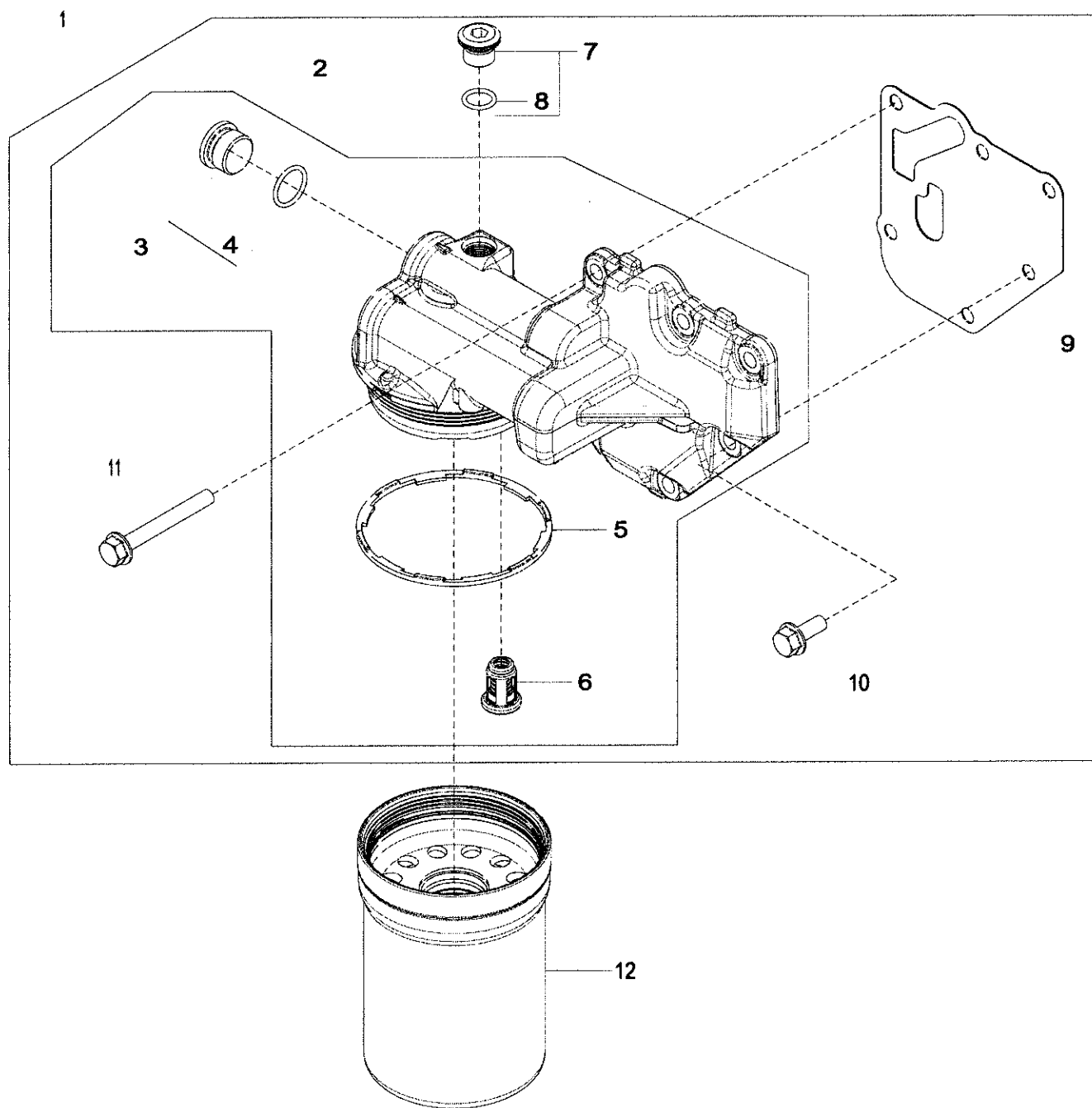


880M_RE548155_PCD

Key	Part No.	Part Name	Qty.	Engine Serial No.	Remarks
1	38H5018	Elbow Fitting	3		
2	51M7045	O-Ring	4		19.300 X 2.200 mm
3	T77932	O-Ring	4		
4	RE46716	Fitting	1		
5	RE505216	Filter Head	1		
6	RE504543	Valve	1		
7	R502513	Seal	1		
8	38H5004	Adapter Fitting	1		
9	T77932	O-Ring	1		
10	51M7045	O-Ring	1		19.300 X 2.200 mm
11	RE550489	Oil Line	1		SUB FOR RE535750
12	H120847	Clamp	2		
13	H121168	Plate	1		
14	19M7799	Screw	1		M8 X 45
15	RE504836	Oil Filter	1		
16	RE550490	Oil Line	1		SUB FOR RE535751
17	R527356	Gasket	1		
18	R527321	Adapter	1		
19	RE67238	Screw	1		
20	19M7802	Screw	5		M8 X 65
21	19M8874	Screw	1		M8 X 75
22	19M7785	Screw	3		M10 X 25
23	19M7784	Screw	2		M10 X 20
24	R528095	Bracket	1		
25	14M7298	Flange Nut	1		M8
26	51M7042	O-Ring	1		13.300 X 2.200 mm

8843 Engine Oil Filter
 8843 Filtre à huile moteur
 8843 Motorölfilter
 8843 Filtro olio motore
 8843 Filtro de aceite de motor
 8843 Motoröljefilter

8843_RE508950_PCD C.1



8843_RE508950_PCD

Key	Part No.	Part Name	Qty.	Engine Serial No.	Remarks
1	RE508987	Filter Head	1		
2	RE504564	Filter Head	1		MARKED R502505
3	RE505232	Fitting	2		
4	51M7045	O-Ring	2		19.300 X 2.200 mm
5	R502513	Seal	1		
6	RE504543	Valve	1		(B)
7	RE52242	Drain Plug	1		
8	51M7042	O-Ring	1		13.300 X 2.200 mm
9	R500374	Gasket	1		
10	RE67238	Screw	1		(A)
11	19M7802	Screw	5		M8 X 65
12	RE504836	Oil Filter	1		SUB FOR RE541420

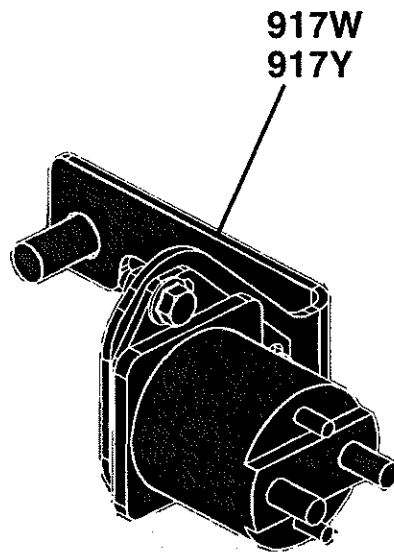
(A) Threads With Pre-Applied Sealant
 Filetages avec produit d'étanchéité préappliqué
 Gewinde mit vorausgetragenen Dichtmittel
 Filetti con sigillante preapplicato
 Roscas con pasta selladora preaplicada
 Gångor med redan applicerat tätningssmedel

(B) By Pass
 By-pass
 Umgehung
 Bypass
 Derivación
 By Pass

Sectional Pictorial Index
Index d'illustrations par sections.
Gruppenbildindex
Indice illustrato delle sezioni
Índice de ilustraciones por secciones
Avsnittsbildregister

9116-	320
917W-	322
917Y-	324

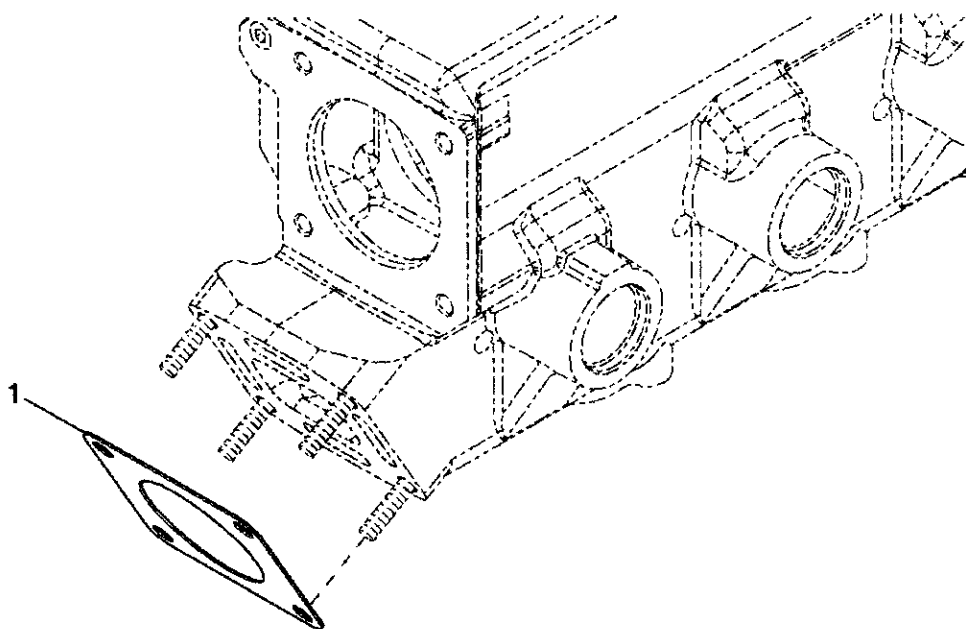
RGP17164 A.1



RGP17164

9116 Turbocharger Gasket Kit
 9116 Kit de joints de turbocompresseur
 9116 Turbolader-Dichtungssatz
 9116 Kit guarnizioni turbocompressore
 9116 Juego de juntas de turbocompresor
 9116 Packningssats för turboaggregat

CDP47405 A.1

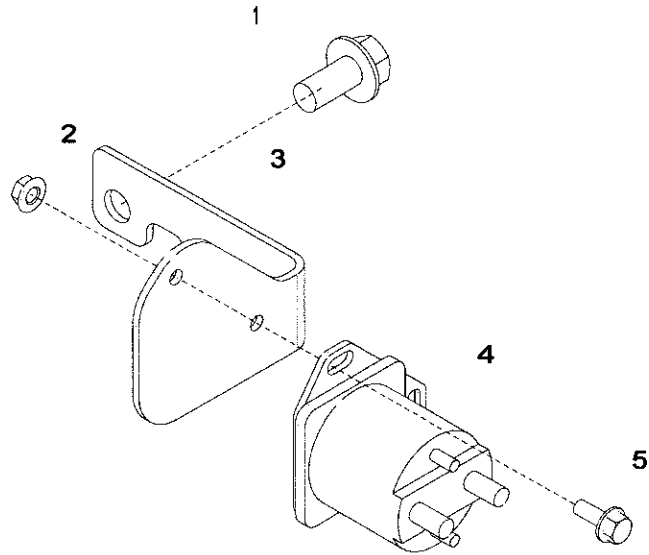


CDP47405

Key	Part No.	Part Name	Qty.	Engine Serial No.	Remarks
1	T151881	Gasket	1		

917W Starter Relay
917W Relais de démarrage
917W Anlasserrelais
917W Relè motorino avviamento
917W Relé de arrancador
917W Startmotorrelä

917W_RE541570_PCD B.6

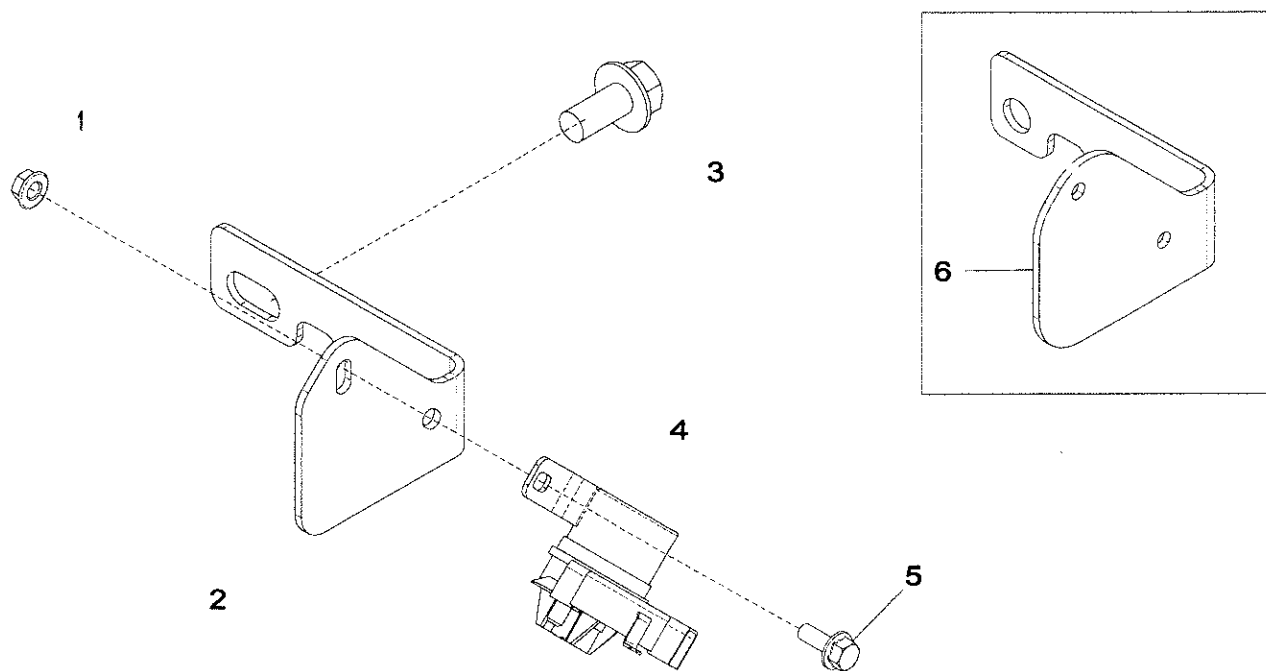


917W_RE541570_PCD

Key	Part No.	Part Name	Qty.	Engine Serial No.	Remarks
1	19M7788	Screw	2		M12 X 25
2	14M7303	Flange Nut	2		M6
3	R532134	Bracket	1		
4	AL153172	Relay	1		12V
5	19M7775	Screw	2		M6 X 16

917Y Starter Relay
 917Y Relais de démarrage
 917Y Anlasserrelais
 917Y Relè motorino avviamento
 917Y Relé de arrancador
 917Y Startmotorrelä

917Y_RE541753_PCD C.1





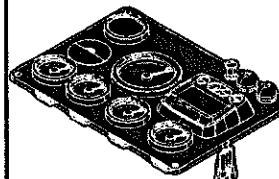
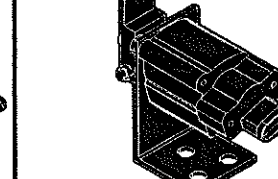


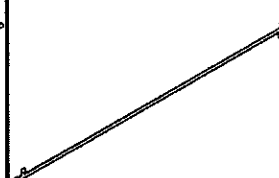
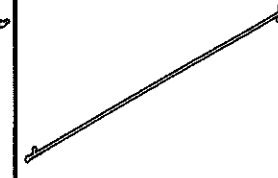
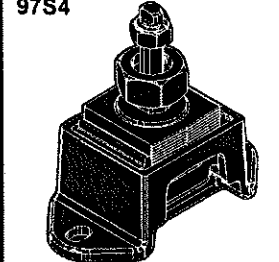
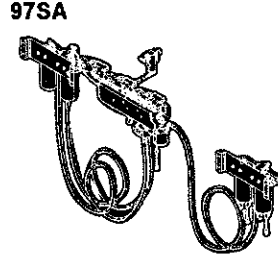
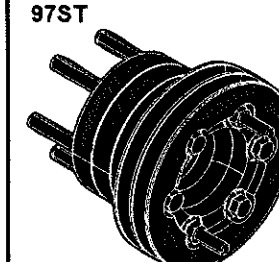
917Y_RE541753_PCD

Key	Part No.	Part Name	Qty.	Engine Serial No.	Remarks
1	14M7303	Flange Nut	2		M6
2	R532134	Bracket	1		
3	19M7788	Screw	2		M12 X 25
4	AT145341	Relay	1		24 V
5	19M7775	Screw	2		M6 X 16
6	R526125	Bracket	1		ORDER R532134

Sectional Pictorial Index
 Index d'illustrations par sections.
 Gruppenbildindex
 Indice illustrato delle sezioni
 Índice de ilustraciones por secciones
 Avsnittsbildregister

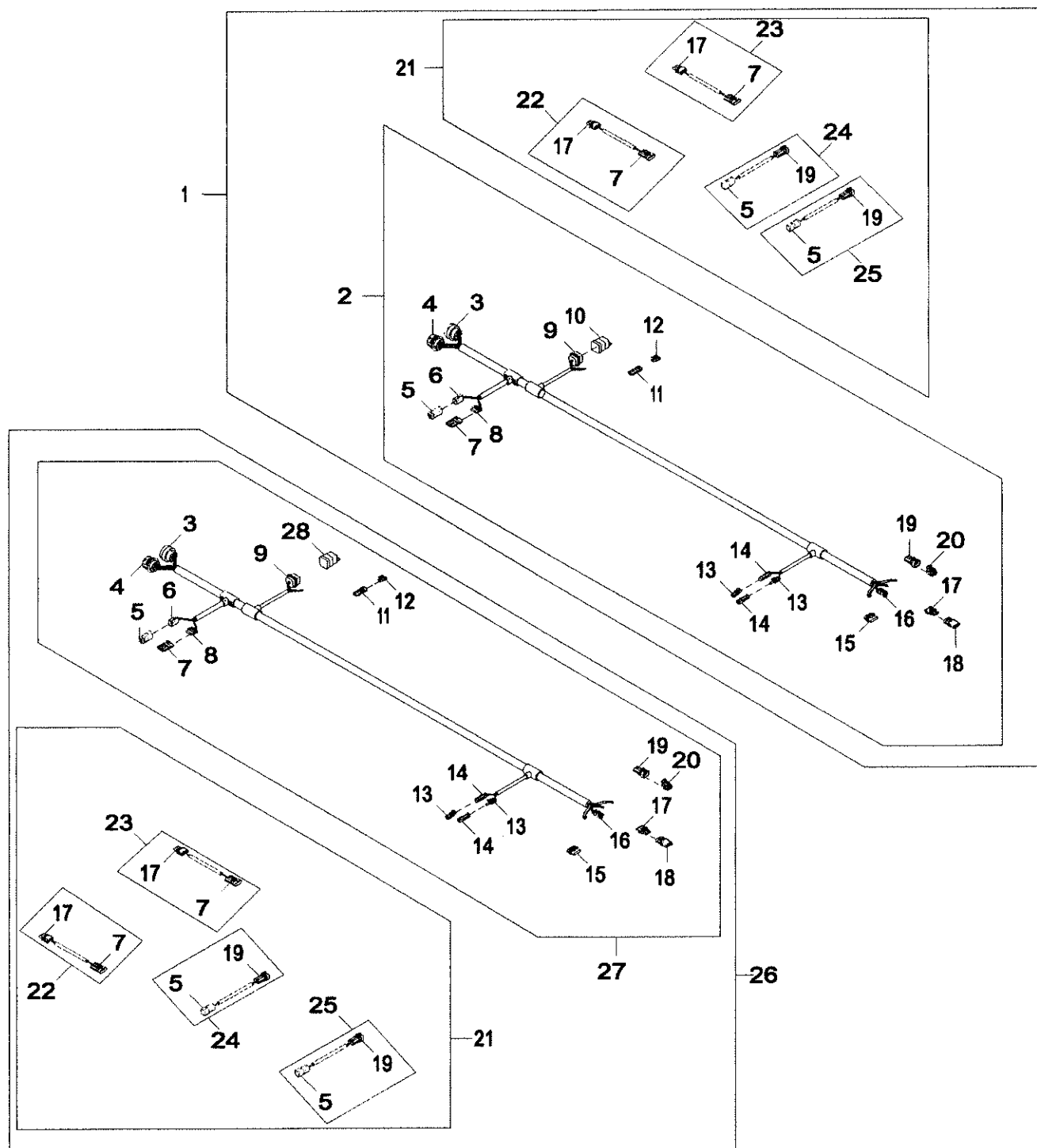
RGP20326 A.1

97GX-	328
97HA-	330
97HB-	332
97HF-	334
97HP-	336
97HQ-	338
97HR-	340
97HS-	342
97S4-	344
97SA-	346
97ST-	348

97GX 	97HA 	97HB 	97HF 
97HP 	97HQ 	97HR 	97HS 
97S4 	97SA 	97ST 	

RGP20326

97GX Harness Kit
 97GX Kit faisceau
 97GX Kabelbaumsatz
 97GX Kit fascio cavi
 97GX Juego de grupo de cables
 97GX Sats med kabelknippa
 97GX_RE544624_PCD A.1

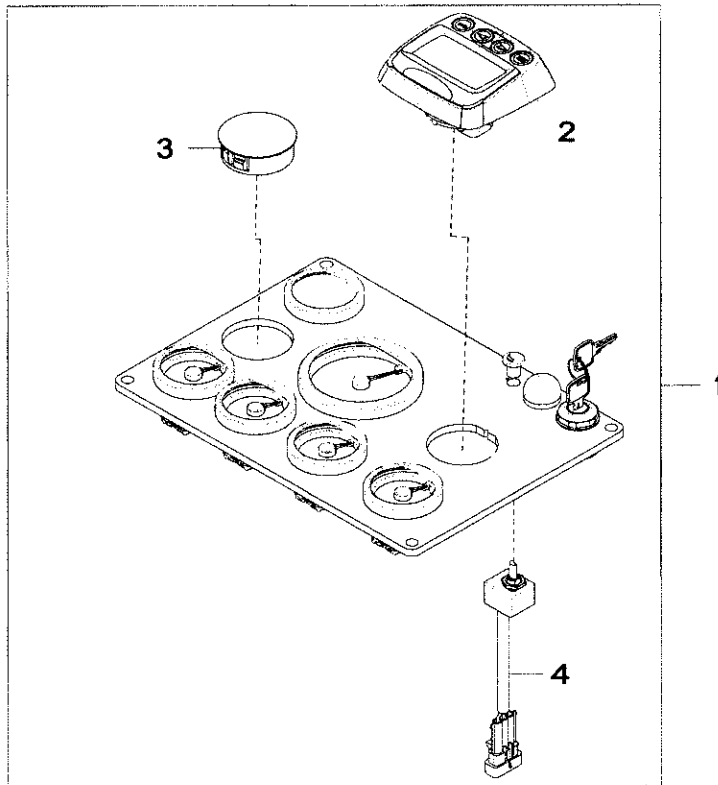


97GX_RE544624_PCD

Key	Part No.	Part Name	Qty.	Engine Serial No.	Remarks
1	RE543998	Harness Kit	1		
2	RE541380	Wiring Harness	1		12 V
3	57M7749	Electrical Connector Assy	1		
4	57M8113	Electrical Connector Assy	1		
5	57M8578	Elec. Connector Housing	1		
6	57M8126	Electrical Connector Assy	1		
7	57M8415	Elec. Connector Housing	1		
8	57M8416	Elec. Connector Housing	1		
9	57M8268	Elec. Connector Housing	1		
10	RE52665	Relay	1		12 V
11	57M7256	Elec. Connector Housing	1		
12	57M7254	Elec. Connector Housing	1		
13	RE12362	Electrical Connector Assy	2		
14	R78052	Electrical Connector Assy	2		
15	57M7808	Elec. Connector Housing	1		
16	57M7756	Electrical Connector Assy	1		
17	RE12364	Electrical Connector Assy	1		
18	R78054	Electrical Connector Assy	1		
19	57M7263	Elec. Connector Housing	1		
20	57M7260	Elec. Connector Housing	1		
21	RE534580	Harness Kit	1		
22	RE534585	Wiring Harness	1		
23	RE534586	Wiring Harness	1		
24	RE534587	Wiring Harness	1		
25	RE534588	Wiring Harness	1		
26	RE543999	Harness Kit	1		
27	RE541381	Wiring Harness	1		24 V
28	RE505214	Relay Module	1		

97HA Instrument Panel
 97HA Tableau de bord
 97HA Armaturenwand
 97HA Pannello strumenti
 97HA Tablero de instrumentos
 97HA Instrumentpanel

97HA_RE546378_PCD A.1

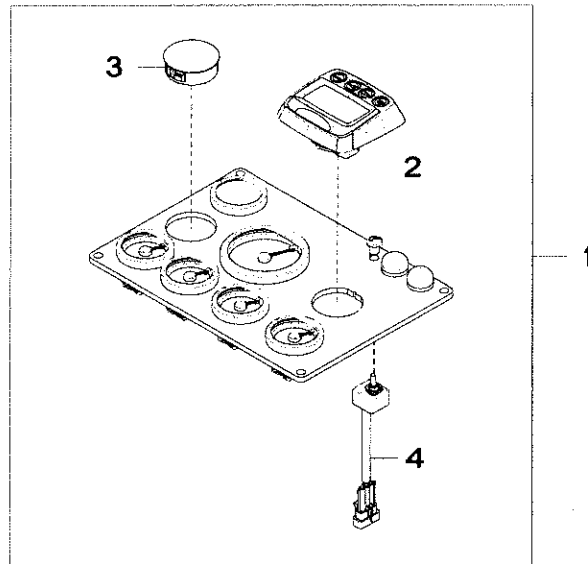


97HA_RE546378_PCD

Key	Part No.	Part Name	Qty.	Engine Serial No.	Remarks
1	RE555597	Instrument Panel	1		
2	RE555553	Gauge	1		
3	R130486	Plug	1		
4	AT340550	Potentiometer	1		

97HB Instrument Panel
97HB Tableau de bord
97HB Armaturenwand
97HB Pannello strumenti
97HB Tablero de instrumentos
97HB Instrumentpanel

97HB_RE546379_PCD A.1

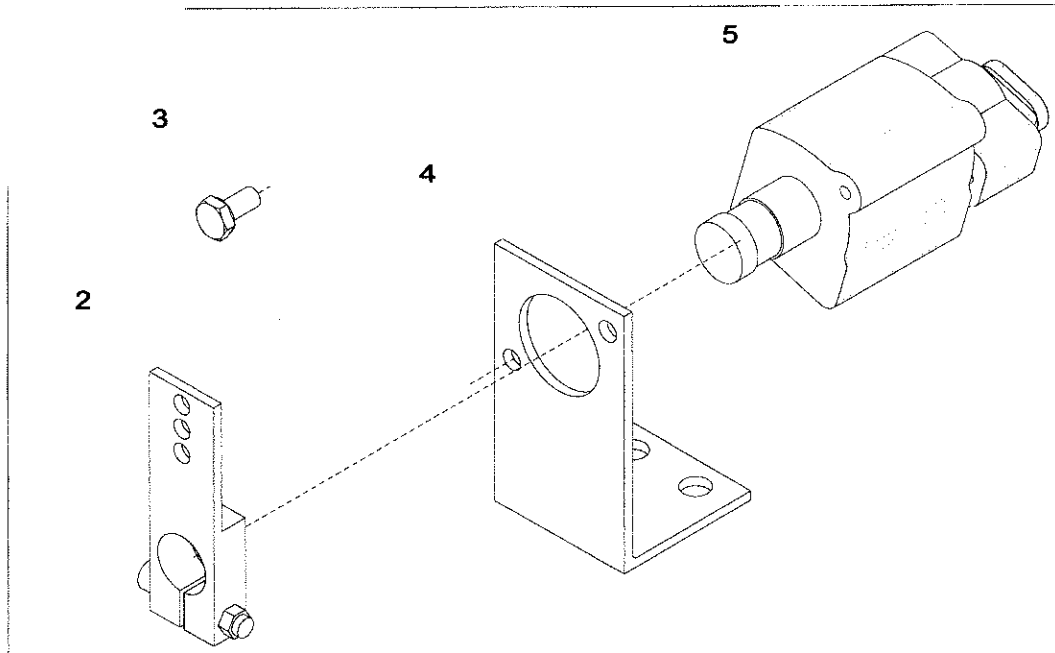


97HB_RE546379_PCD

Key	Part No.	Part Name	Qty.	Engine Serial No.	Remarks
1	RE555598	Instrument Panel	1		
2	RE555553	Gauge	1		
3	R130486	Plug	1		
4	AT340550	Potentiometer	1		

97HF Electronic Throttle Control Kit
 97HF Kit de commande d'accélérateur électronique
 97HF Elektronischer Gasbedienungsatz
 97HF Kit di comando acceleratore elettronico
 97HF Juego de control electrónico de acelerador
 97HF Sats med elektroniskt gasreglage

97HF_RE546276_PCD A.1

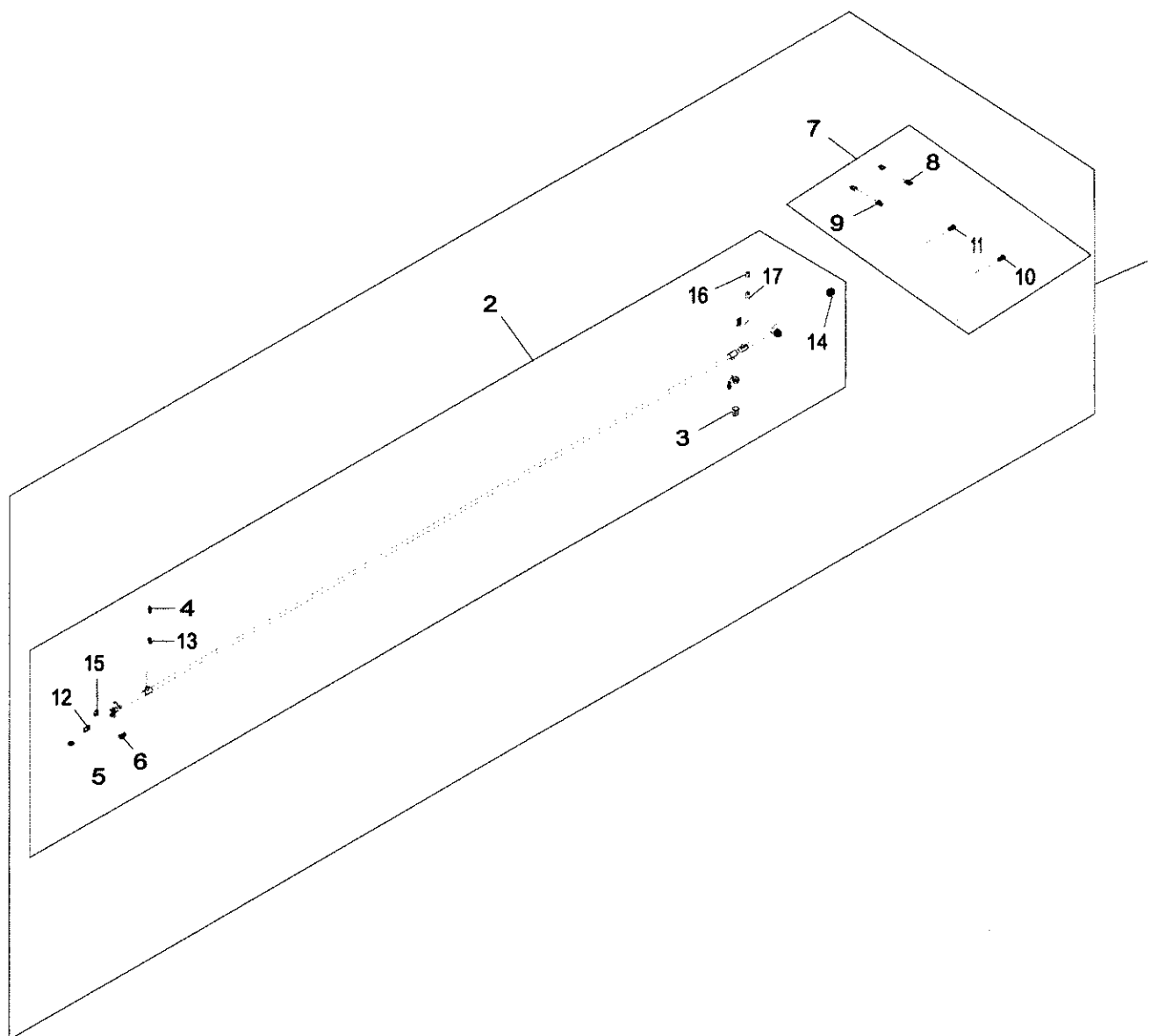


97HF_RE546276_PCD

Key	Part No.	Part Name	Qty.	Engine Serial No.	Remarks
1	RE503963	Throttle Kit	1		
2	RE503959	Lever	1		
3	19H3003	Cap Screw	2		1/4" X 1/2"
4	R502202	Bracket	1		
5	RE503958	Accelerator	1		

97HP Wiring Harness
 97HP Faisceau de fils
 97HP Kabelbaum
 97HP Sistemi di cavi
 97HP Grupo de cables
 97HP Kabelhärva

97HP_RE546374_PCD A.1

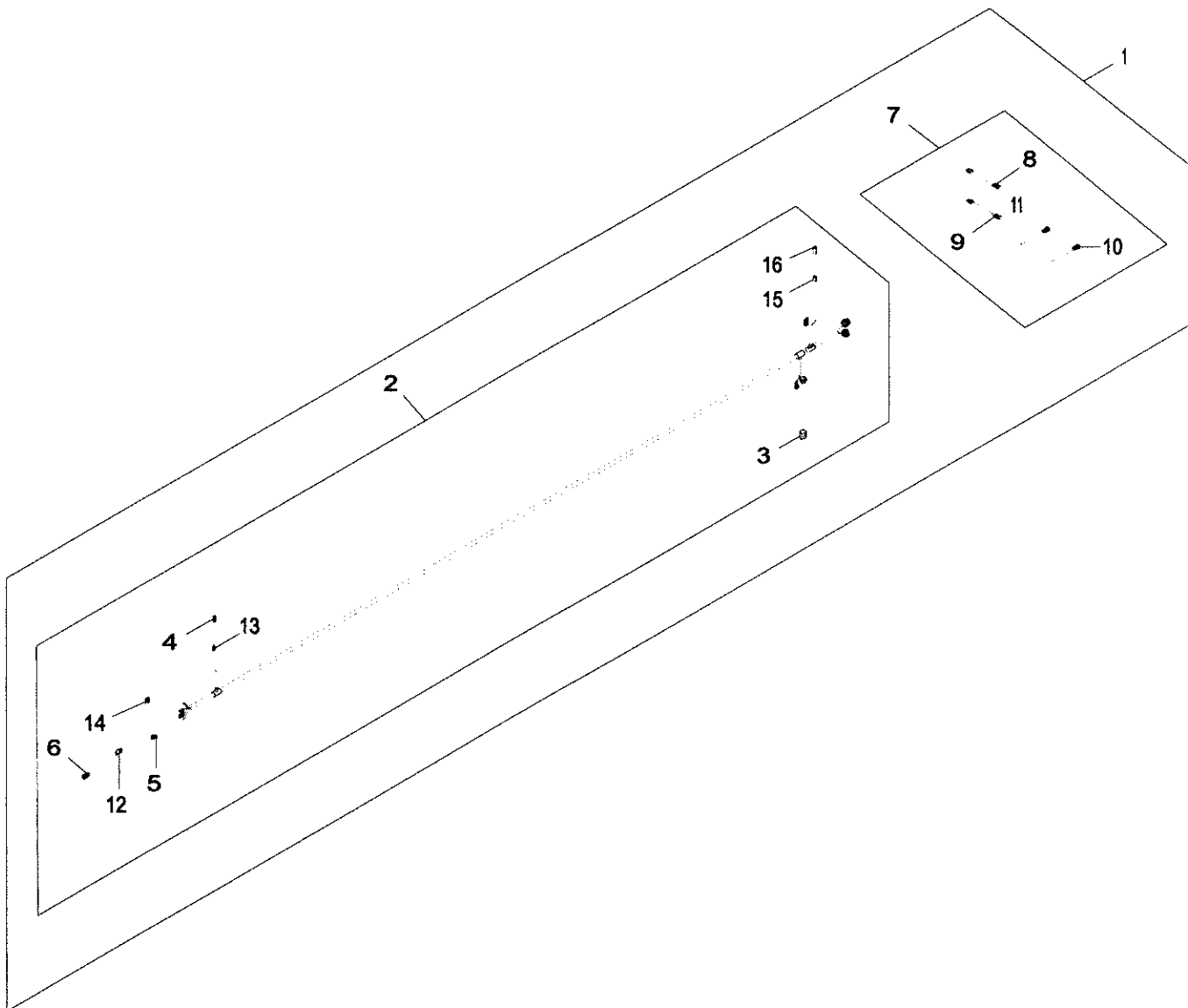


97HP_RE546374_PCD

Key	Part No.	Part Name	Qty.	Engine Serial No.	Remarks
1	RE534576	Harness Kit	1		
2	RE534581	Wiring Harness	1		
3	RE52665	Relay	1		
4	R78052	Electrical Connector Assy	2		
5	57M7260	Elec. Connector Housing	1		
6	57M7263	Elec. Connector Housing	3		
7	RE534580	Harness Kit	1		
8	RE534585	Wiring Harness	1		
9	RE534586	Wiring Harness	1		
10	RE534587	Wiring Harness	1		
11	RE534588	Wiring Harness	1		
12	R78054	Electrical Connector Assy	1		
13	RE12362	Electrical Connector Assy	2		
14	57M8113	Electrical Connector Assy	1		
15	57M7808	Elec. Connector Housing	1		
16	57M8126	Electrical Connector Assy	1		
17	57M8578	Elec. Connector Housing	3		

97HQ Wiring Harness
 97HQ Faisceau de fils
 97HQ Kabelbaum
 97HQ Sistemi di cavi
 97HQ Grupo de cables
 97HQ Kabelhärva

97HQ_RE546375_PCD A.1

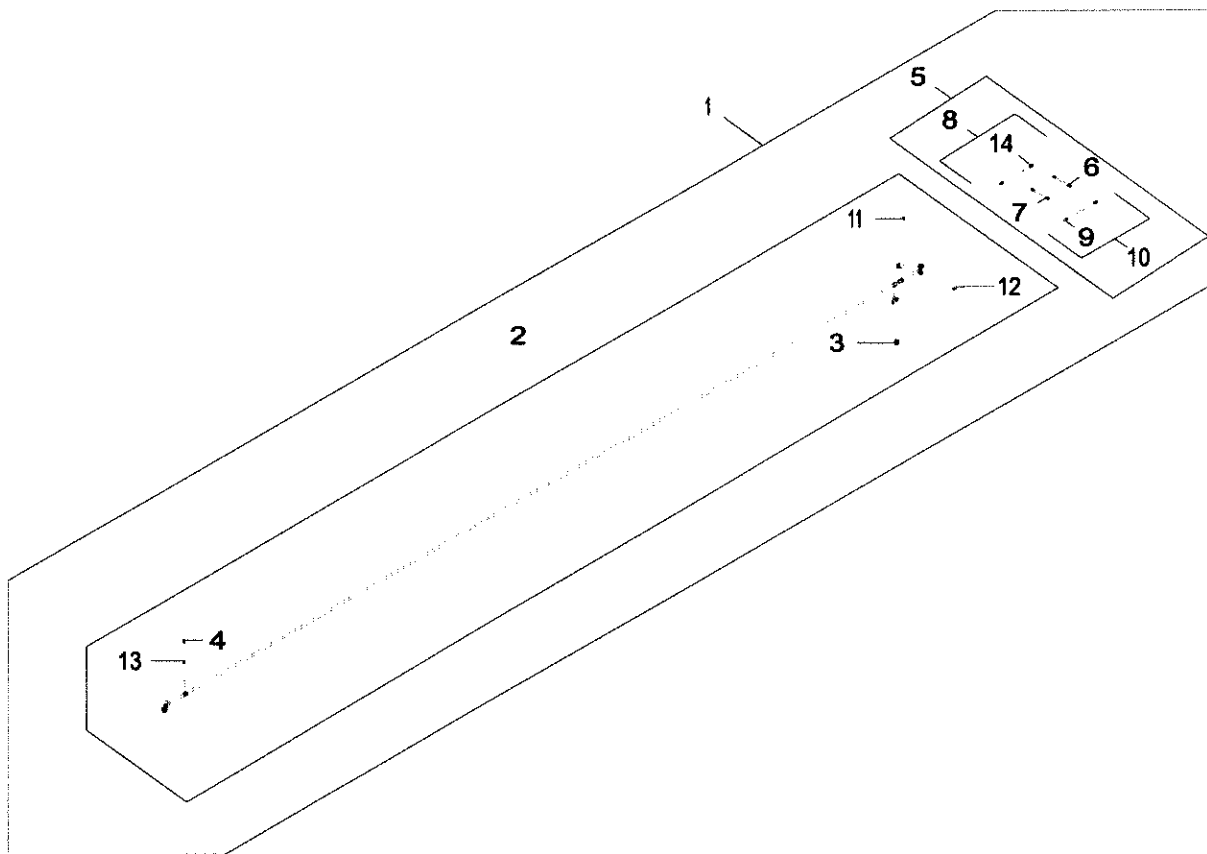


97HQ_RE546375_PCD

Key	Part No.	Part Name	Qty.	Engine Serial No.	Remarks
1	RE534577	Harness Kit	1		
2	RE534582	Wiring Harness	1		
3	RE505214	Relay Module	1		
4	R78052	Electrical Connector Assy	2		
5	57M7260	Elec. Connector Housing	1		
6	57M7263	Elec. Connector Housing	3		
7	RE534580	Harness Kit	1		
8	RE534585	Wiring Harness	1		
9	RE534586	Wiring Harness	1		
10	RE534587	Wiring Harness	1		
11	RE534588	Wiring Harness	1		
12	R78054	Electrical Connector Assy	1		
13	RE12362	Electrical Connector Assy	2		
14	57M7808	Elec. Connector Housing	1		
15	57M8126	Electrical Connector Assy	1		
16	57M8578	Elec. Connector Housing	3		

97HR Wiring Harness
 97HR Faisceau de fils
 97HR Kabelbaum
 97HR Sistemi di cavi
 97HR Grupo de cables
 97HR Kabelhärva

97HR_RE546376_PCD A.1

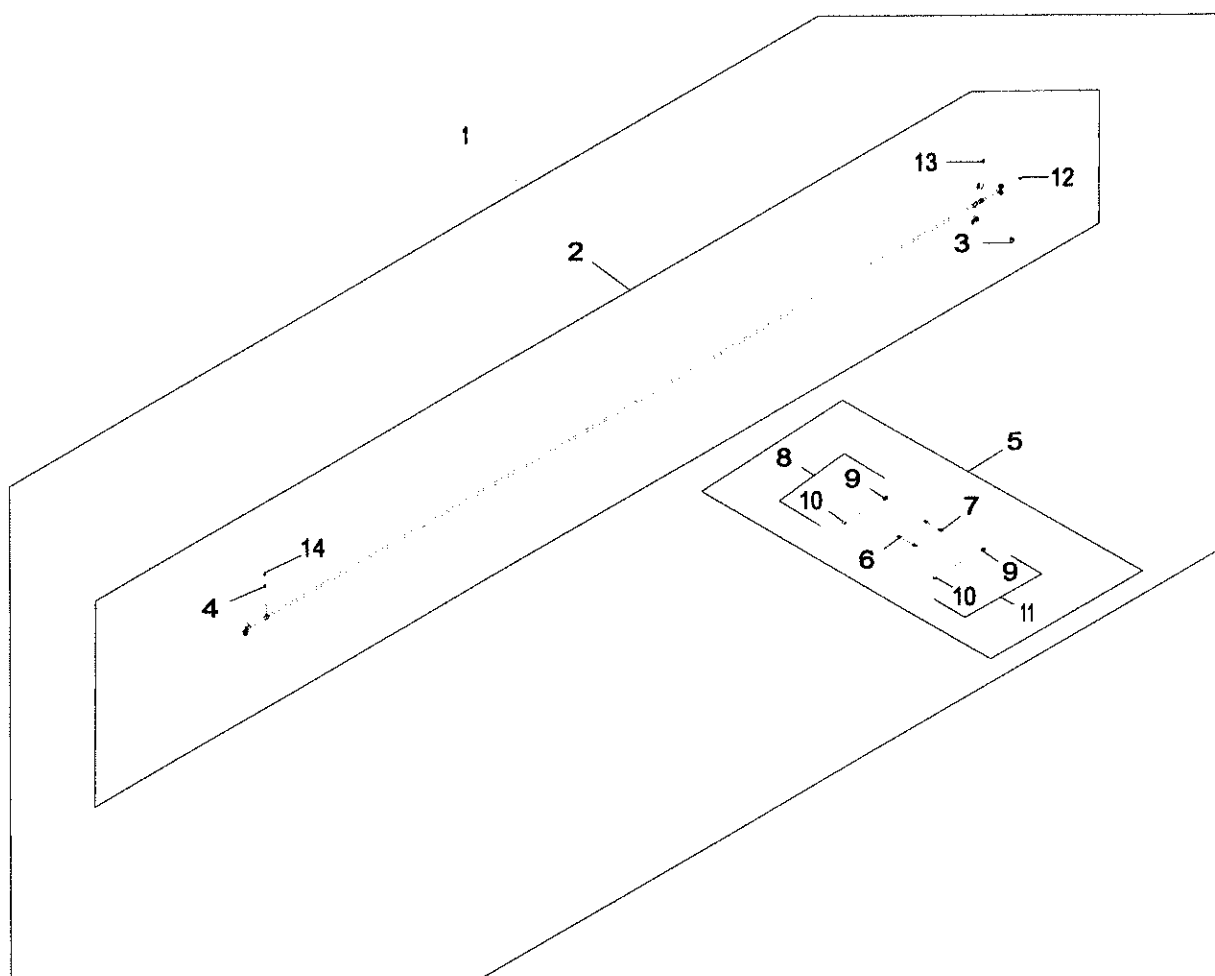


97HR_RE546376_PCD

Key	Part No.	Part Name	Qty.	Engine Serial No.	Remarks
1	RE534578	Harness Kit	1		
2	RE534583	Wiring Harness	1		
3	RE52665	Relay	1		
4	R78052	Electrical Connector Assy	2		
5	RE534580	Harness Kit	1		
6	RE534585	Wiring Harness	1		
7	RE534586	Wiring Harness	1		
8	RE534587	Wiring Harness	1		
9	57M8578	Elec. Connector Housing	2		
10	RE534588	Wiring Harness	1		
11	57M8126	Electrical Connector Assy	1		
12	57M7629	Elec. Connector Housing	1		
13	RE12362	Electrical Connector Assy	2		
14	57M7263	Elec. Connector Housing	2		

97HS Wiring Harness
 97HS Faisceau de fils
 97HS Kabelbaum
 97HS Sistemi di cavi
 97HS Grupo de cables
 97HS Kabelhärva

97HS_RE546377_PCD A.1

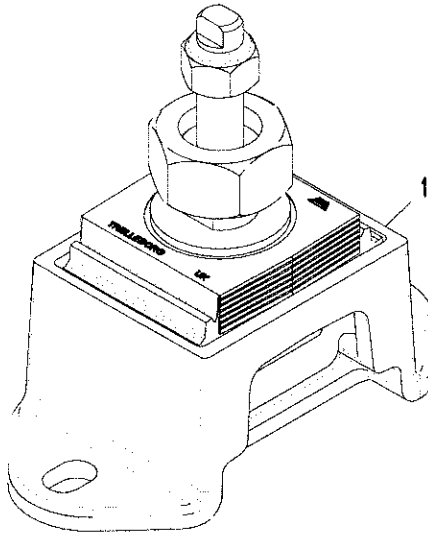


97HS_RE546377_PCD

Key	Part No.	Part Name	Qty.	Engine Serial No.	Remarks
1	RE534579	Harness Kit	1		
2	RE534584	Wiring Harness	1		
3	RE505214	Relay Module	1		
4	R78052	Electrical Connector Assy	2		
5	RE534580	Harness Kit	1		
6	RE534585	Wiring Harness	1		
7	RE534586	Wiring Harness	1		
8	RE534587	Wiring Harness	1		
9	57M7263	Elec. Connector Housing	2		
10	57M8578	Elec. Connector Housing	2		
11	RE534588	Wiring Harness	1		
12	57M7629	Elec. Connector Housing	1		
13	57M8126	Electrical Connector Assy	1		
14	RE12362	Electrical Connector Assy	2		

97S4 Isolator Kits
97S4 Kits d'isolateur
97S4 Isolatorsätze
97S4 Kit isolatore
97S4 Juegos de amortiguador
97S4 Isolatorsatser

97S4_ETN130990_PCD A.1

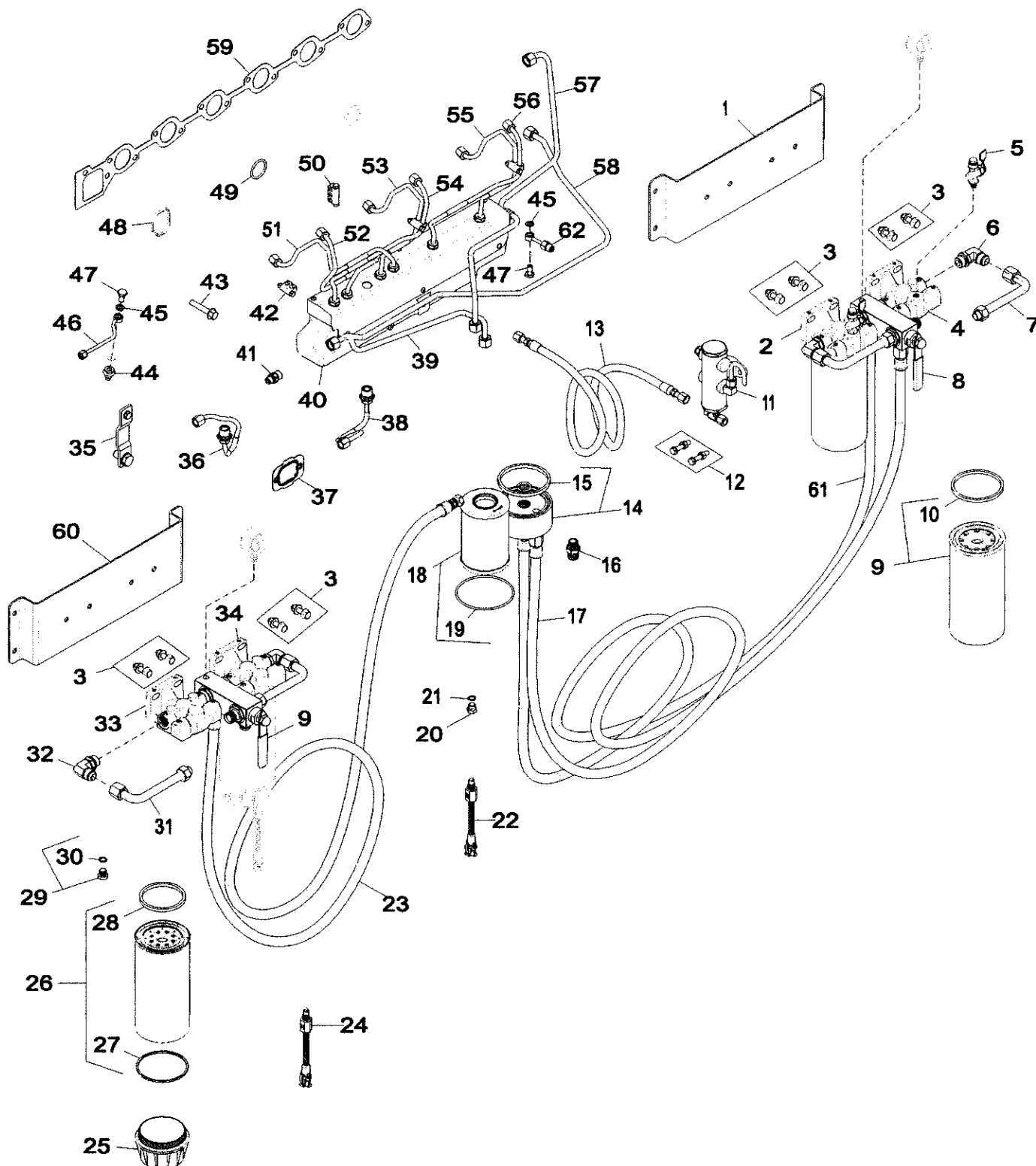


97S4_ETN130990_PCD

Key	Part No.	Part Name	Qty.	Engine Serial No.	Remarks
1	DZ100315	Isolator Kit	4		

97SA Field Installation Kit
 97SA Jeu d'adaptation
 97SA Nachrüstsatz
 97SA Kit di installazione sul campo
 97SA Conjunto de instalación
 97SA Fältinstallationsatz

97SA_RE538834_PCD D.1

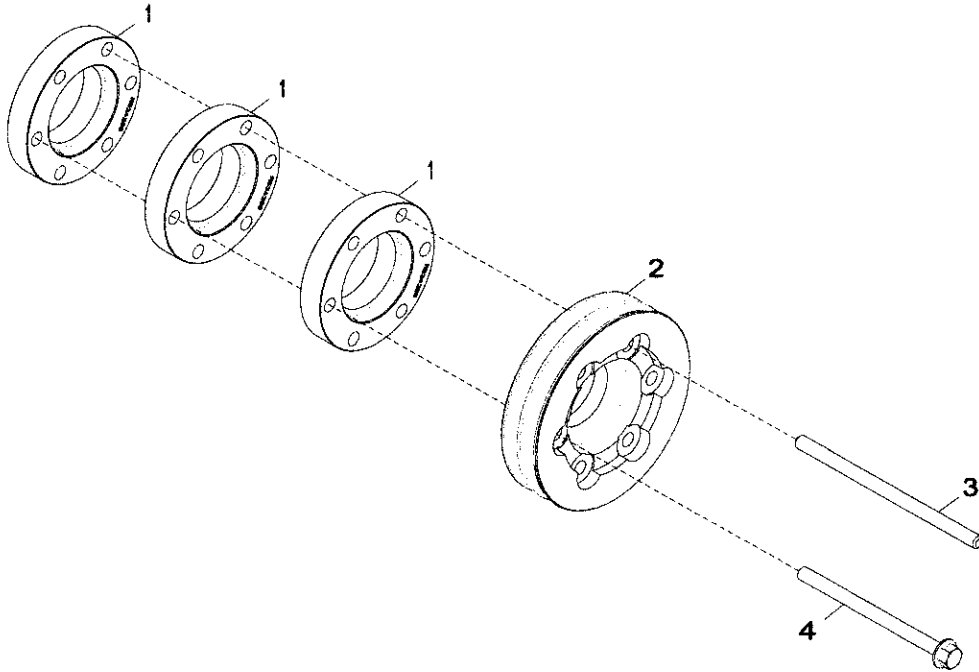


97SA_RE538834_PCD

Key	Part No.	Part Name	Qty.	Engine Serial No.	Remarks
1	DZ10231	Bracket	1		
2	DZ10401	Filter Head	1		
3	DZ10403	Hardware Kit	1		
4	DZ10402	Filter Head	1		
5	RE568201	Bleed Valve	2		
6	RE569818	Elbow Fitting	2		
7	RE568204	Fuel Line	2		
8	RE569816	Hand Operated Valve	1		
9	RE533910	Fuel Filter	2		
10	R527833	Packing	1		
11	RE528059	Tank	1		
12	RE528060	Mounting Parts	1		
13	RE528054	Hose	1		
14	DZ10184	Adapter	1		
15	DZ10346	Seal Kit	1		
16	DZ10347	Adapter	2		
17	DZ10185	Hose	1		
18	RE568202	Filter Element	1		
19	R522921	O-Ring	1		
20	R27094	Drain Plug	1		
21	R26286	O-Ring	1		
22	RE564160	Sensor	1		
23	DZ10185	Hose	1		
24	RE564160	Sensor	2		
25	R545940	Bowl	2		
26	RE532952	Filter Element	2		
27	R525910	Packing	1		
28	R501388	Packing	1		
29	RE522144	Drain Plug	2		
30	51M7095	O-Ring	1		11.300 X 2.200 mm
31	RE568204	Fuel Line	2		
32	RE569818	Elbow Fitting	2		
33	DZ10399	Filter Head	1		
34	DZ10400	Filter Head	1		
35	DZ10194	Strap	1		
36	DZ10254	Fuel Line	1		
37	R528039	Gasket	1		
38	DZ10253	Fuel Line	1		
39	DZ10196	Fuel Line	1		
40	DZ10251	Shield	1		
41	DZ10419	Adapter Fitting	1		
42	RE567633	Clamp	3		
43	19M8528	Screw	3		M10 X 55
44	RE566440	Adapter	1		
45	R523069	Washer	4		
46	DZ10255	Fuel Line	1		
47	R543538	Hollow Screw	2		
48	R522511	Seal	1		
49	R523076	O-Ring	2		
50	RE566453	Clamp	1		
51	DZ10245	Fuel Line	1		
52	DZ10246	Fuel Line	1		
53	DZ10247	Fuel Line	1		
54	DZ10248	Fuel Line	1		
55	DZ10249	Fuel Line	1		
56	DZ10250	Fuel Line	1		
57	DZ10195	Fuel Line	1		
58	DZ10197	Fuel Line	1		
59	R522314	Gasket	1		
60	DZ10231	Bracket	1		
61	DZ10185	Hose	1		
62	DZ10252	Fuel Line	1		
63	RE538817	Insulator	1		(A)
64	RE538819	Insulator	1		(A)
65	RE539117	Insulator	1		(A)
66	RE538833	Insulator	1		(A)

(A) Not Illustrated
 Non illustré
 Nicht abgebildet
 Non in figura
 No se ilustra
 Visas ej på bilden

97ST Pulley
97ST Poulie
97ST Riemenscheibe
97ST Puleggia
97ST Polea
97ST Remskiva
97ST_RE554017_PCD A.2

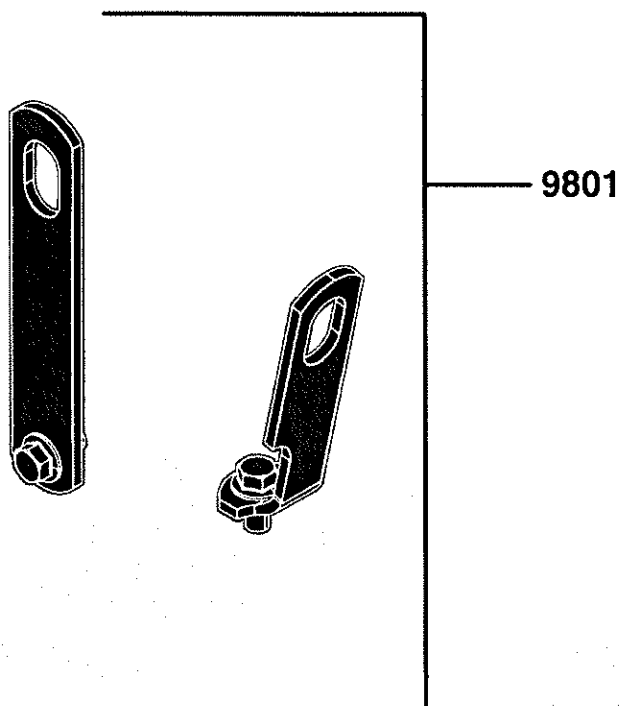


97ST_RE554017_PCD

Key	Part No.	Part Name	Qty.	Engine Serial No.	Remarks
1	R534265	Adapter	3		
2	R520753	Pulley	1		
3	R528382	Rod	2		
4	19M8896	Screw	6		M10 X 140

Sectional Pictorial Index
Index d'illustrations par sections.
Gruppenbildindex
Indice illustrato delle sezioni
Índice de ilustraciones por secciones
Avsnittsbildregister

RGP17005 A.1



RGP17005

9801 Lift Straps
9801 Oeillets de levage
9801 Hebestreben
9801 Cinghie di sollevamento
9801 Cintas de elevación
9801 Lyftlinor

9801_RE53353_PCD A.1



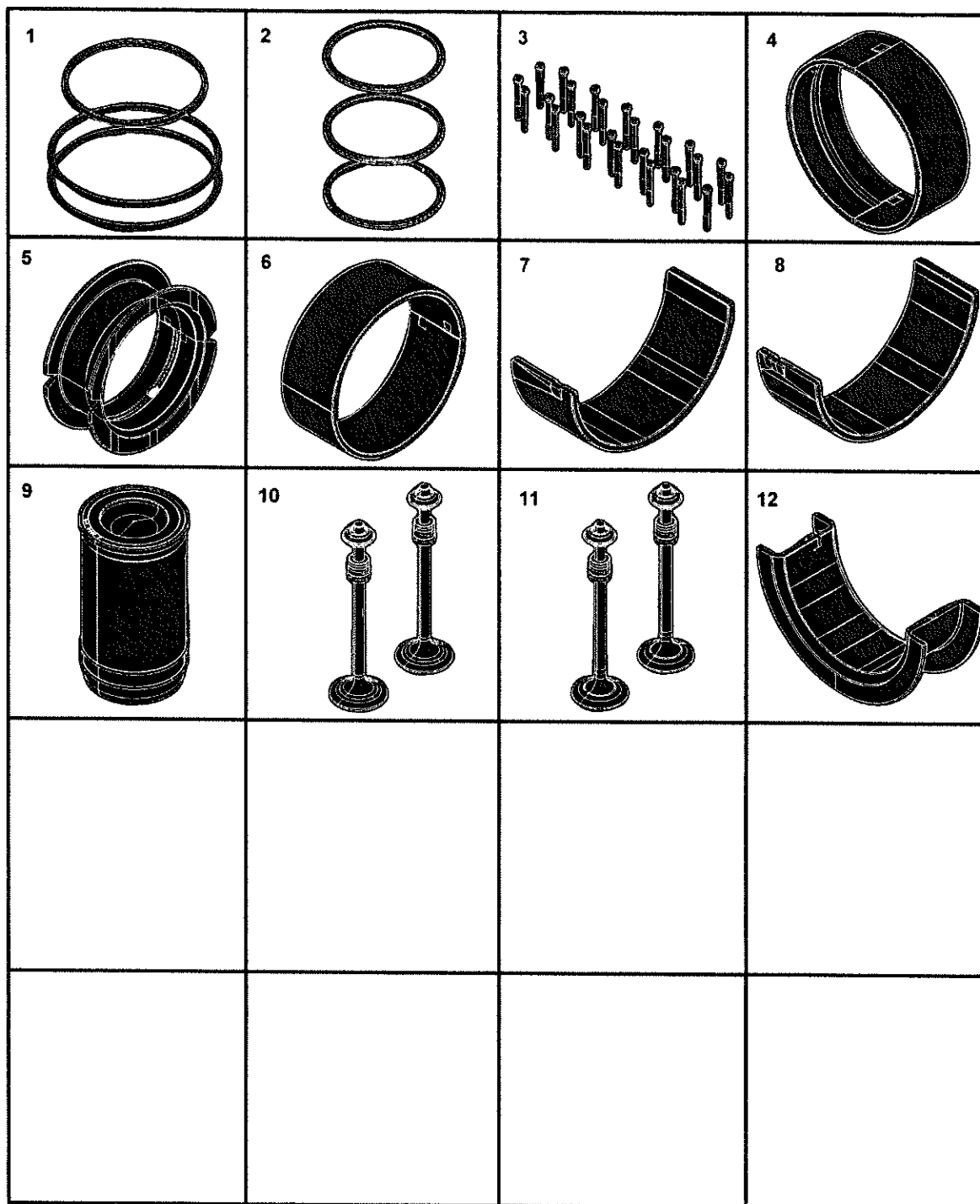
9801_RE53353_PCD

Key	Part No.	Part Name	Qty.	Engine Serial No.	Remarks
1	19M7788	Screw	2		M12 X 25
2	R502329	Strap	1		REAR
3	R502175	Strap	1		FRONT

Sectional Pictorial Index
 Index d'illustrations par sections.
 Gruppenbildindex
 Indice illustrato delle sezioni
 Índice de ilustraciones por secciones
 Avsnittsbildregister

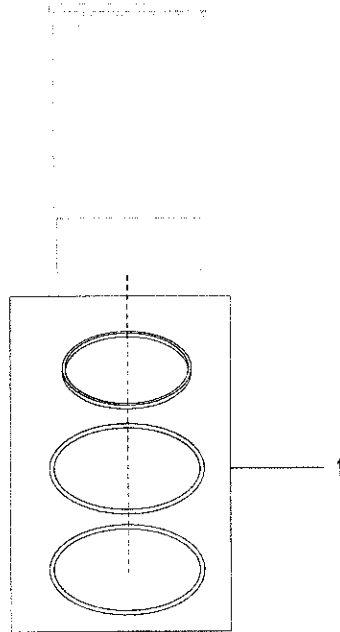
RGP20325 A.1

1-	356
2-	358
3-	360
4-	362
5-	364
6-	366
7-	368
8-	370
9-	372
10-	374
11-	376
12-	378



RGP20325

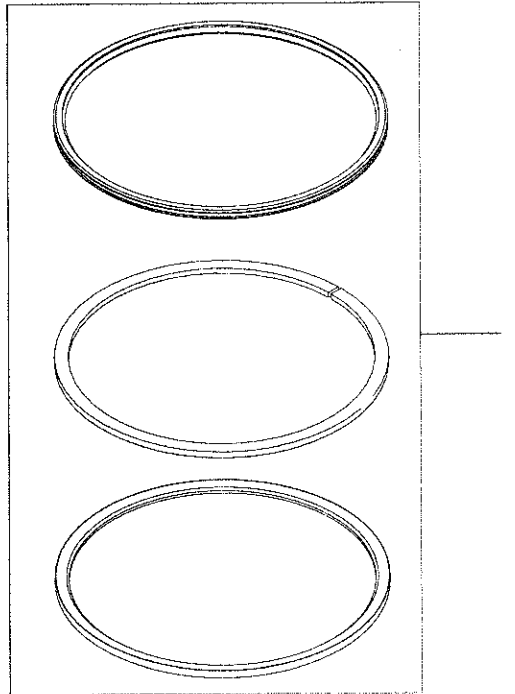
9901 O Ring Kit
9901 Kit joints toriques
9901 O-Ring-Satz
9901 Kit O-ring
9901 Juego de anillo tórico
9901 O-ringssats
9901_AR65507_PCD A.1



9901_AR65507_PCD

Key	Part No.	Part Name	Qty.	Engine Serial No.	Remarks
1	AR65507	O-Ring Kit	1		

9901 Piston Ring Kit
9901 Kit de segments de piston
9901 Kolbenringsatz
9901 Kit fasce elastiche
9901 Juego de segmentos de pistón
9901 Sats med kolvringar
9901_RE524453_PCD A.1

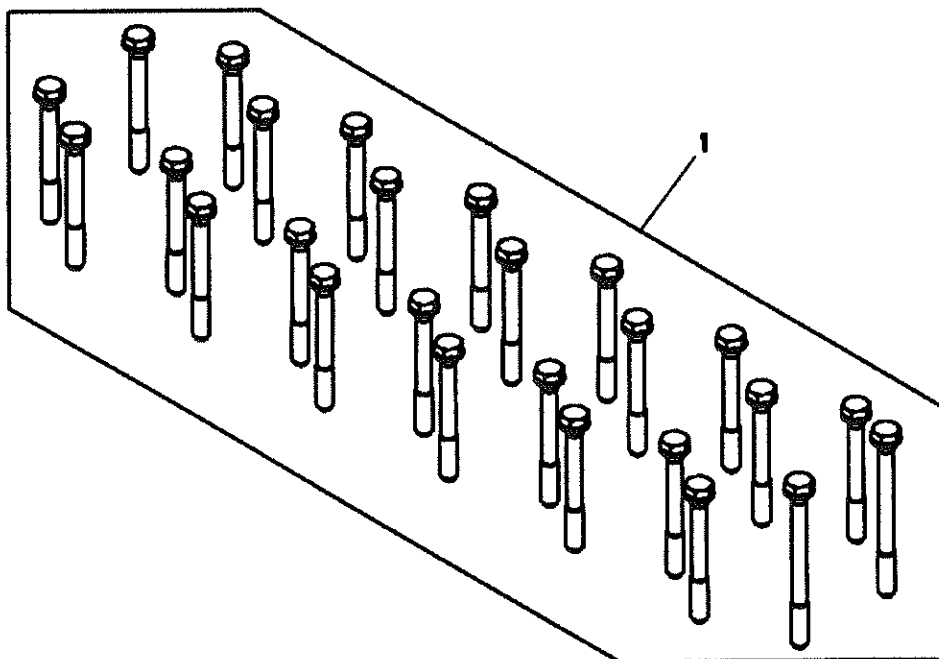


9901_RE524453_PCD

Key	Part No.	Part Name	Qty.	Engine Serial No.	Remarks
1	RE524453	Piston Ring Kit	1		

9901 Kit Screws, Cylinder Head
 9901 Vis de kit, culasse
 9901 Satz, Schrauben, Zylinderkopf
 9901 Kit viti, testata
 9901 Juego de tornillos, culata
 9901 Sats med skruvar, topplock

RE532993PCDA01 A.1

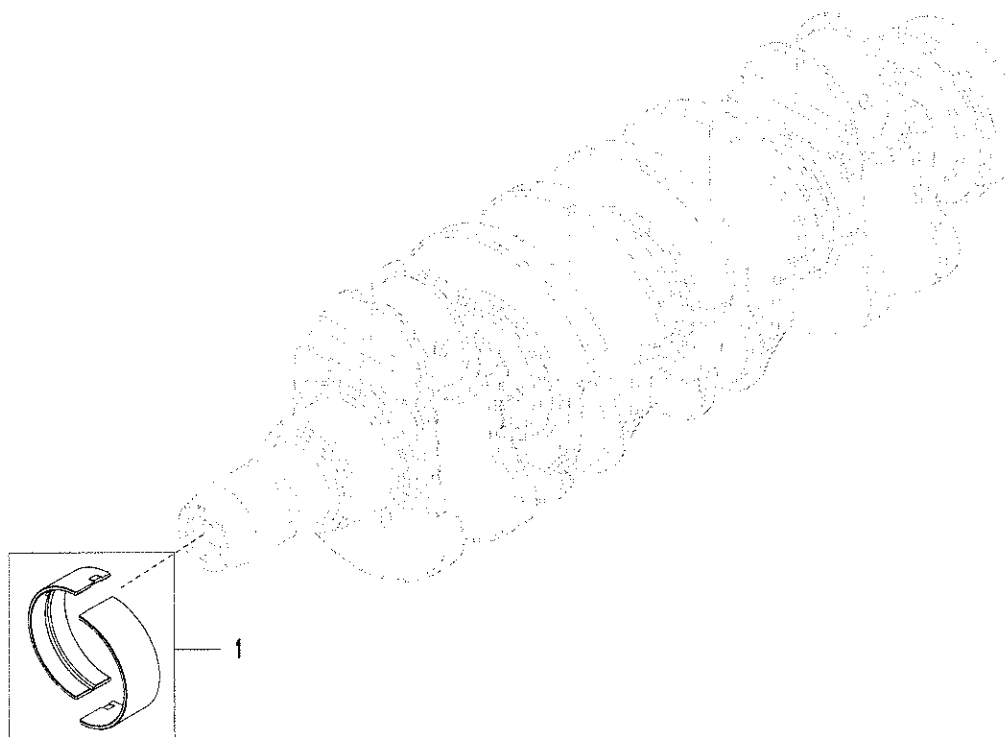


RE532993PCDA01

Key	Part No.	Part Name	Qty.	Engine Serial No.	Remarks
1	RE546995	Bolt Kit	1		

9901 Bearing Kit
9901 Kit de roulements
9901 Lagersatz
9901 Kit cuscinetti
9901 Conjunto de cojinetes
9901 Lagersats

9901_RE65165_PCD B.2



9901_RE65165_PCD

Key	Part No.	Part Name	Qty.	Engine Serial No.	Remarks
1	RE65165	Bearing Kit	1		

9901 Bearing Kit
9901 Kit de roulements
9901 Lagersatz
9901 Kit cuscinetti
9901 Conjunto de cojinetes
9901 Lagersats

9901_RE65168_PCD C.1

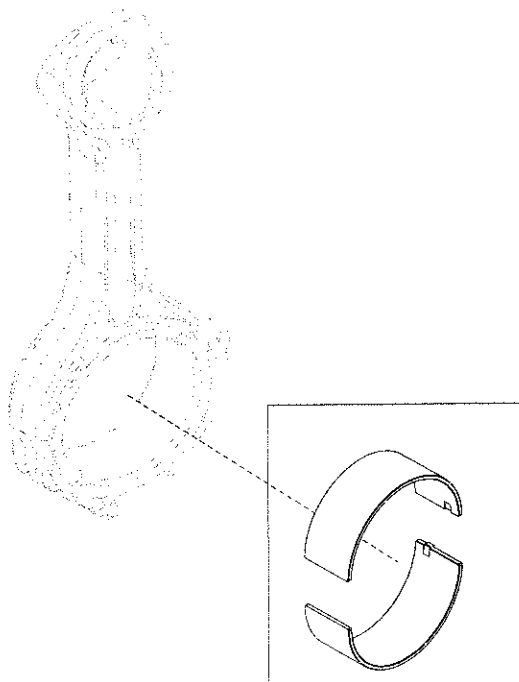


9901_RE65168_PCD

Key	Part No.	Part Name	Qty.	Engine Serial No.	Remarks
1	RE65168	Bearing Kit	1		

9901 Bearing Kit
9901 Kit de roulements
9901 Lagersatz
9901 Kit cuscinetti
9901 Conjunto de cojinetes
9901 Lagersats

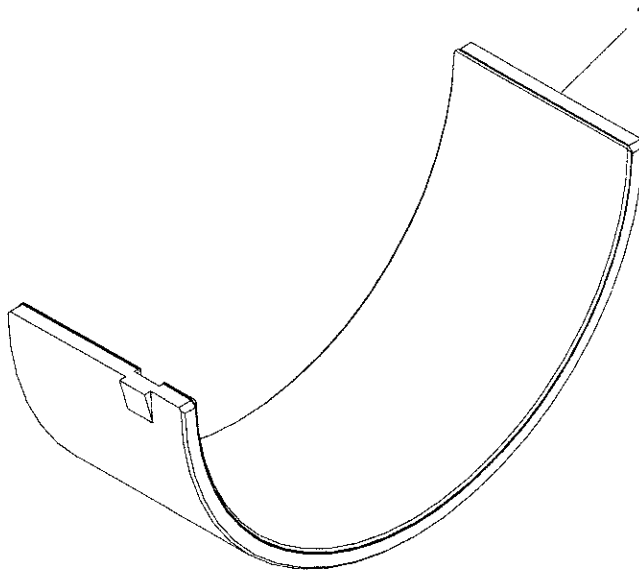
9901_RE65908_PCD A.1



9901_RE65908_PCD

Key	Part No.	Part Name	Qty.	Engine Serial No.	Remarks
1	RE65908	Bearing	1		

9901 Bearing, Connecting rod
9901 Coussinet, bielle
9901 Lager, Pleuelstange
9901 Cuscinetto, biella
9901 Cojinete, biela
9901 Lager, vevstake
9901_RE65909_PCD B.1

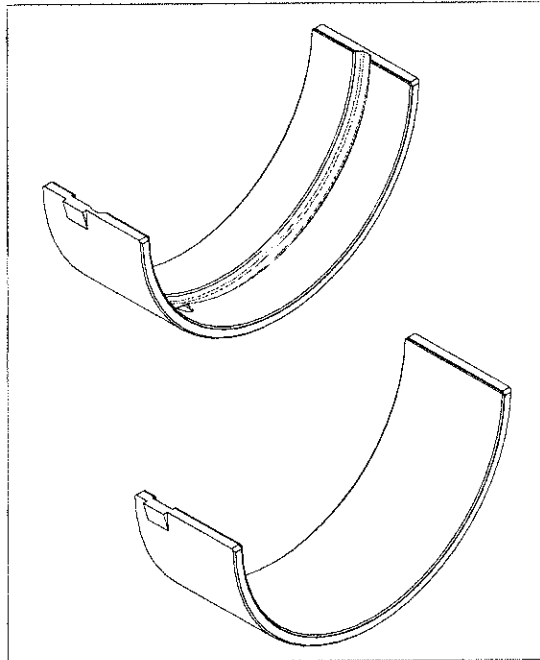


9901_RE65909_PCD

Key	Part No.	Part Name	Qty.	Engine Serial No.	Remarks
1	RE65909	Bearing	1		0.254 mm; USPKG OF 2

9901 Main Bearing
 9901 Palier principal
 9901 Kurbelwellenlager
 9901 Cuscinetto di banco
 9901 Cojinete de bancada
 9901 Ramlager

9901_RE65911_PCD B.1

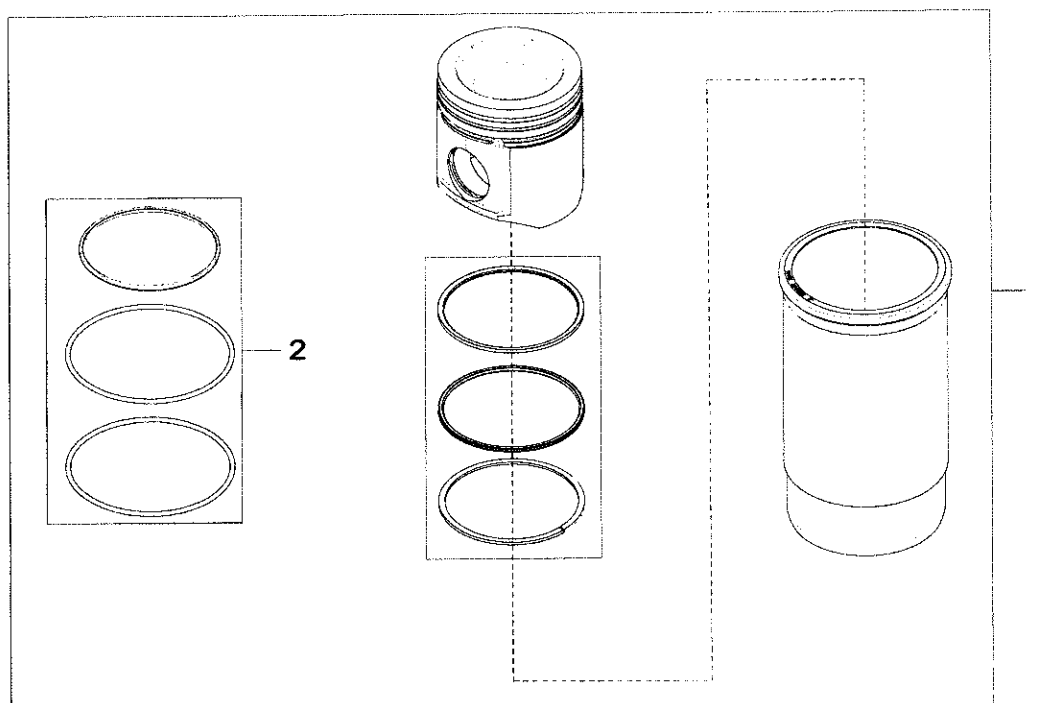


9901_RE65911_PCD

Key	Part No.	Part Name	Qty.	Engine Serial No.	Remarks
1	RE65911	Bearing	1		0.254 mm; US

9901 Cylinder Liner Kit
9901 Kit de chemise
9901 Zylinderbüchsenatz
9901 Kit camisa cilindro
9901 Juego de camisas de cilindro
9901 Cylinderfodersats

9901_RE540936_PCD A.1

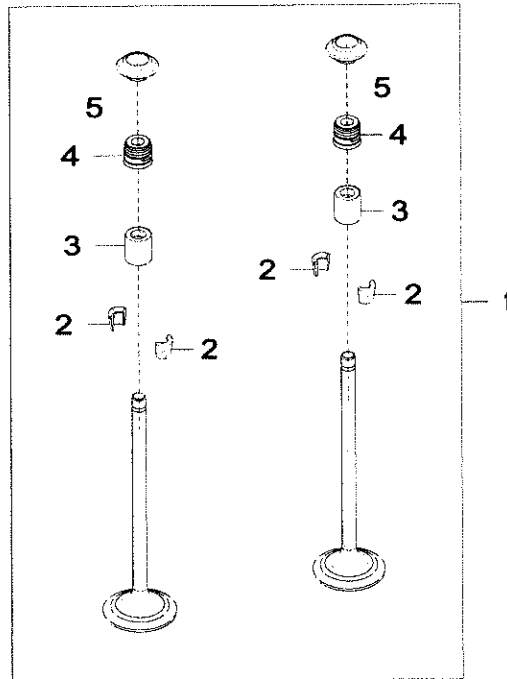


9901_RE540936_PCD

Key	Part No.	Part Name	Qty.	Engine Serial No.	Remarks
1	RE540936	Piston-Liner Kit	1		
2	AR65507	O-Ring Kit	1		

9901 Intake Valve
 9901 Soupape d'admission
 9901 Einlassventil
 9901 Valvola di aspirazione
 9901 Válvula de admisión
 9901 Insugningsventil

9901_RE557890_PCD A.1

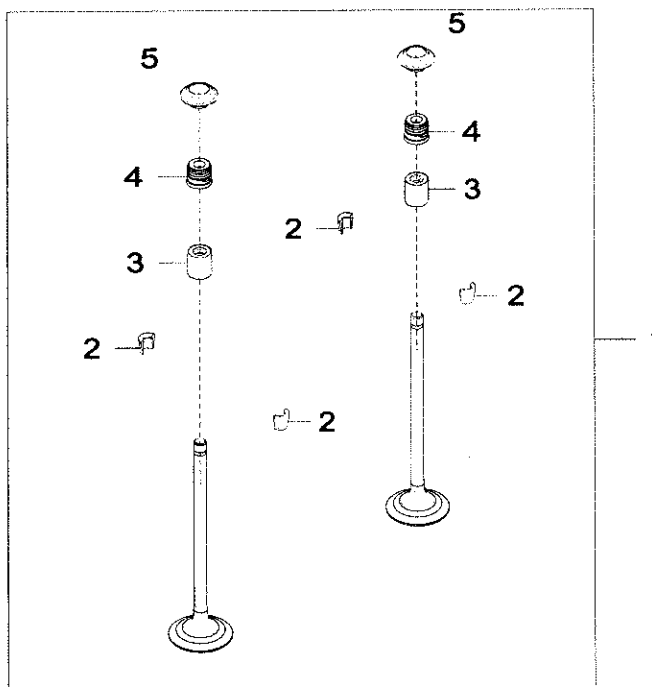


9901_RE557890_PCD

Key	Part No.	Part Name	Qty.	Engine Serial No.	Remarks
1	RE557890	Valve Kit	1		
2	R534978	Retainer	4		
3	RE526519	Seal	2		
4	RE519115	Seal	2		
5	R502367	Cap	2		

9901 Exhaust Valve
 9901 Soupape d'échappement
 9901 Auslassventil
 9901 Valvola di scarico
 9901 Válvula de escape
 9901 Avgasventil

9901_RE557891_PCD A.1

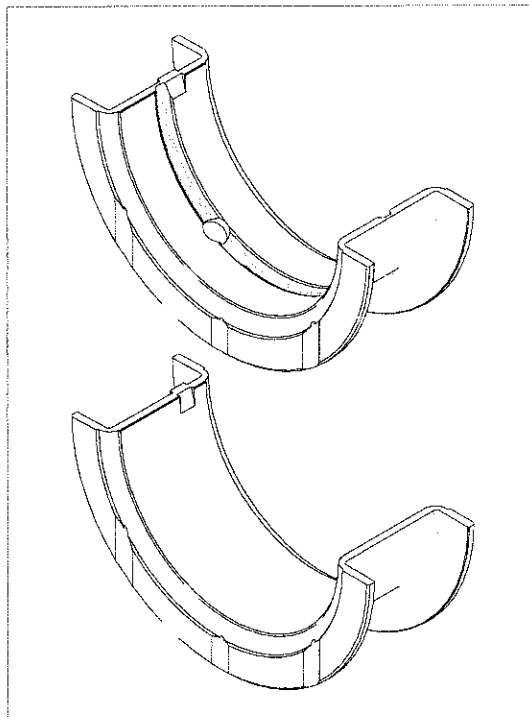


9901_RE557891_PCD

Key	Part No.	Part Name	Qty.	Engine Serial No.	Remarks
1	RE557891	Valve Kit	1		
2	R534978	Retainer	4		
3	RE526519	Seal	2		
4	RE519115	Seal	2		
5	R502367	Cap	2		

9901 Thrust Bearing
9901 Palier de butée
9901 Drucklager
9901 Cuscinetto reggispinta
9901 Cojinete de empuje
9901 Trycklager

9901_RE65912_PCD A.2



9901_RE65912_PCD

Key	Part No.	Part Name	Qty.	Engine Serial No.	Remarks
1	RE65912	Thrust Bearing	1		0.254 mm

Numerical Index

Part No.	Key	Page	Part No.	Key	Page	Part No.	Key	Page
A120R	16	205	H23125	7	53	R131425	12	205
A120R	4	209	H23125	7	55	R131769	7	73
A364R	11	201	H23125	1	57	R131769	7	75
AH137883	5	165	H23125	5	59	R131769	5	77
AH165975	1	167	H23125	4	61	R131769	4	79
AH77714	16	143	H26723	20	127	R131769	6	81
AH77714	3	145	H26723	11	131	R131769	8	83
AL153172	4	323	H26723	19	133	R132006	4	75
AR106083	3	75	H26723	8	291	R132518	4	217
AR106083	3	83	H63262	18	125	R132518	12	219
AR21840	25	97	H63262	10	129	R133303	2	217
AR21840	23	99	H63262	30	131	R133303	25	219
AR65507	3	213	L2646N	2	263	R133643	2	117
AR65507	1	357	L2646N	2	265	R133643	2	119
AR65507	2	373	M1206T	4	125	R133643	2	121
AT13740	9	269	M1206T	5	125	R133722	15	257
AT13740	16	271	M1206T	5	129	R134010	11	249
AT145341	4	325	M1206T	6	129	R134465	6	231
AT157679	1	175	M87733	1	269	R134465	10	233
AT161324	7	169	M87733	9	271	R134518	3	181
AT163022	1	177	N275275	28	127	R134920	30	93
AT183451	20	125	N275275	26	131	R135101	10	291
AT183451	14	127	N275275	21	133	R135120	1	233
AT183451	8	129	R101225	15	181	R135423	7	249
AT183451	32	131	R104570	7	305	R135432	4	155
AT183451	14	133	R104570	7	307	R135432	9	155
AT211041	3	117	R104592	15	205	R135432	1	157
AT211041	3	119	R104592	9	227	R135432	2	157
AT211041	3	121	R110108	2	261	R135509	5	151
AT340550	4	331	R110664	9	231	R135509	3	153
AT340550	4	333	R110664	13	233	R135510	6	151
B154R	9	205	R111137	10	205	R135510	2	153
CD16284	14	227	R1114082	7	213	R135660	7	153
D2361R	8	205	R114193	13	181	R135757	2	231
DZ100021	2	223	R114194	14	181	R135757	2	235
DZ100032	24	219	R115250	1	113	R135918	5	209
DZ100218	29	93	R116031	4	93	R135918	2	73
DZ100315	1	345	R116296	1	65	R135918	1	75
DZ101137	21	97	R116466	14	205	R135918	1	77
DZ101137	21	99	R116516	17	227	R135918	6	79
DZ101670	5	217	R116617	1	155	R135918	2	81
DZ101797	19	127	R116617	9	155	R135918	2	83
DZ101797	20	127	R119823	10	131	R136052	1	153
DZ101797	17	133	R119874	13	205	R136052	12	153
DZ101798	6	127	R120467	4	143	R136475	9	181
DZ101798	6	133	R120467	5	145	R136495	3	65
DZ10184	14	347	R120467	3	147	R230480	22	131
DZ10185	17	347	R120631	3	209	R230480	2	239
DZ10185	23	347	R120638	5	223	R230480	2	241
DZ10185	61	347	R121039	11	75	R26121	11	213
DZ10194	35	347	R121039	11	83	R26282	16	127
DZ10195	57	347	R121043	21	205	R26282	16	133
DZ10196	39	347	R121765	9	189	R26286	21	347
DZ10197	58	347	R121765	3	191	R26650	9	205
DZ102094	11	143	R123354	12	109	R27094	20	347
DZ102094	14	145	R123396	2	185	R27474	10	295
DZ10231	1	347	R123417	10	201	R27474	9	297
DZ10231	60	347	R123417	9	201	R27474	15	299
DZ10245	51	347	R123501	12	245	R27474	15	301
DZ10246	52	347	R123561	6	209	R28811	2	87
DZ10247	53	347	R123562	6	209	R28811	2	89
DZ10248	54	347	R123563	7	209	R39112	7	79
DZ10249	55	347	R123564	7	209	R44302	9	255
DZ10250	56	347	R123565	5	217	R44302	29	257
DZ10251	40	347	R123565	23	219	R47151	10	295
DZ10252	62	347	R123570	14	269	R47151	8	295
DZ10253	38	347	R123570	18	271	R47151	9	295
DZ10254	36	347	R123575	3	51	R47151	7	297
DZ10255	46	347	R123575	9	53	R47151	8	297
DZ10346	15	347	R123575	9	55	R47151	9	297
DZ10347	16	347	R123575	3	57	R47151	16	299
DZ103721	9	257	R123575	3	59	R47151	17	299
DZ10384	5	201	R123575	6	61	R47151	16	301
DZ10399	33	347	R123966	1	87	R47151	17	301
DZ10400	34	347	R128859	5	161	R48685	16	205
DZ10401	2	347	R130486	3	331	R48685	4	209
DZ10402	4	347	R130486	3	333	R48767	12	213
DZ10403	3	347	R130574	7	209	R48808	6	169
DZ10419	41	347	R130575	7	209	R48808	3	171
DZ104970	5	201	R130576	6	209	R48808	3	173
H120847	12	315	R130577	6	209	R500001	2	53
H121168	13	315	R131051	32	93	R500001	2	61
H128515	6	257	R131182	7	205	R500271	18	255
H23125	1	51	R131283	11	181	R500271	10	257

Numerical Index - Continued

Part No.	Key	Page	Part No.	Key	Page	Part No.	Key	Page
R500271	11	257	R516140	10	217	R522316	7	145
R500374	9	317	R516140	19	219	R522317	14	143
R501065	2	163	R516510	5	249	R522330	8	131
R501065	12	165	R516510	3	251	R522331	23	131
R501065	15	167	R516531	3	81	R522334	10	137
R501065	6	169	R516557	2	201	R522334	13	139
R501065	3	171	R516569	8	249	R522336	18	131
R501065	3	173	R516574	10	249	R522343	20	137
R501124	8	213	R516574	8	251	R522343	6	139
R501388	28	347	R516584	1	249	R522417	27	93
R501428	5	245	R516648	3	69	R522417	28	93
R502175	3	353	R516682	19	137	R522488	9	61
R502202	4	335	R516682	7	139	R522511	17	137
R502329	2	353	R516889	4	83	R522511	4	139
R502341	11	217	R517208	1	69	R522511	48	347
R502367	12	227	R517237	2	69	R522560	1	283
R502367	13	227	R517440	5	155	R522690	6	231
R502367	3	227	R517440	9	155	R522690	10	233
R502367	5	375	R517440	1	157	R522690	9	291
R502367	5	377	R517440	3	157	R522907	2	201
R502371	2	227	R517471	8	279	R522921	18	295
R502505	2	317	R518210	1	311	R522921	22	297
R502511	16	227	R518345	27	93	R522921	7	299
R502513	7	315	R518872	5	227	R522921	8	299
R502513	5	317	R518880	4	223	R522921	7	301
R502541	2	93	R51936	10	125	R522921	8	301
R502725	3	189	R51936	24	127	R522921	19	347
R502725	8	191	R51936	25	127	R522924	44	305
R502755	5	213	R51936	31	127	R522924	39	307
R502902	2	53	R51936	2	129	R523027	6	137
R502902	2	55	R51936	24	131	R523027	16	139
R502902	8	59	R51936	34	131	R523069	45	347
R502902	2	61	R51936	24	133	R523076	22	137
R502983	4	239	R51936	26	133	R523076	2	139
R502983	9	241	R51936	27	133	R523076	49	347
R503450	3	73	R51936	44	133	R523124	1	119
R503451	4	75	R51936	8	231	R523184	1	201
R503452	3	77	R51936	12	233	R523331	13	137
R503453	1	79	R51936	10	255	R523331	9	139
R503470	1	209	R51936	24	257	R524006	1	117
R504009	5	97	R519500	7	239	R524006	1	121
R504009	5	99	R519500	6	241	R524234	14	93
R504282	1	181	R519582	15	227	R524438	23	269
R504577	5	93	R520139	2	181	R524438	21	271
R504631	20	217	R520753	2	349	R524496	7	217
R504631	5	219	R520867	13	217	R524496	21	219
R504734	7	201	R520867	7	219	R524497	5	51
R504781	28	93	R520867	8	227	R524497	4	53
R504843	16	181	R520983	10	245	R524497	4	55
R504850	1	205	R521166	5	249	R524497	5	57
R504882	7	217	R521324	23	271	R524497	6	59
R504882	5	51	R521390	2	51	R524497	8	61
R504882	4	53	R521390	8	53	R524513	13	125
R504882	4	55	R521390	8	55	R524513	19	129
R504882	6	59	R521390	2	57	R524513	24	97
R504882	8	61	R521390	4	59	R524513	25	99
R505452	31	93	R521390	5	61	R525452	2	219
R505543	16	217	R521401	..	51	R525910	27	347
R505543	16	219	R521401	8	57	R526123	1	125
R505609	2	209	R521401	2	59	R526123	2	125
R505711	3	163	R521401	3	61	R526123	12	129
R505711	4	163	R521458	9	217	R526123	13	129
R505711	4	165	R521458	18	219	R526125	6	325
R505711	7	167	R521469	3	55	R526294	1	285
R505711	8	169	R521469	7	61	R526459	4	125
R505711	8	171	R521470	3	53	R526459	5	129
R505711	9	173	R521470	1	59	R526680	6	109
R515030	6	97	R521498	12	109	R526740	5	189
R515030	6	99	R521498	4	109	R526740	10	191
R515033	11	227	R521530	25	93	R526742	8	189
R515034	10	227	R521544	7	227	R526742	2	191
R515044	35	93	R522198	4	51	R526745	6	189
R515408	7	181	R522198	4	57	R526745	5	191
R515454	19	93	R522199	3	55	R526838	4	223
R515494	17	181	R522199	7	61	R526944	1	201
R515555	6	51	R522200	3	53	R527284	5	137
R515555	5	53	R522200	1	59	R527284	18	139
R515555	5	55	R522301	10	201	R527287	17	131
R515555	6	57	R522308	12	137	R527313	14	125
R515555	9	59	R522314	18	137	R527313	20	129
R515555	9	61	R522314	1	139	R527321	18	315
R515609	2	251	R522314	59	347	R527356	17	315
R516125	8	93	R522316	6	143	R527833	10	347

Numerical Index - Continued

Part No.	Key	Page	Part No.	Key	Page	Part No.	Key	Page
R528039	15	295	R532403	35	133	R63548	6	301
R528039	11	297	R533312	15	143	R63604	7	125
R528039	24	299	R533312	2	145	R63604	3	129
R528039	24	301	R533312	2	147	R63604	12	139
R528039	37	347	R533313	5	127	R64525	7	163
R528095	24	315	R533313	5	133	R64525	14	165
R528154	18	143	R533314	2	127	R64525	11	167
R528154	19	143	R533314	19	131	R64525	11	169
R528154	20	143	R533314	2	133	R64525	11	171
R528154	21	143	R533701	17	127	R64525	7	173
R528154	18	145	R533701	40	133	R65397	34	93
R528154	19	145	R534033	26	127	R65397	35	93
R528154	20	145	R534033	29	133	R67092	21	255
R528154	21	145	R534085	1	285	R67092	14	257
R528382	3	349	R534091	16	227	R67364	7	269
R529027	29	299	R534218	16	181	R67364	8	271
R529027	29	301	R534218	5	181	R69281	23	217
R529168	16	93	R534219	17	181	R69281	8	219
R529378	2	117	R534219	4	181	R69281	9	219
R529378	2	119	R534265	1	349	R71228	12	201
R529378	2	121	R534978	12	227	R72328	3	143
R529538	47	305	R534978	13	227	R72328	4	145
R529538	42	307	R534978	2	227	R72328	4	147
R529539	42	305	R534978	2	375	R73291	21	269
R529539	38	307	R534978	2	377	R73291	29	271
R529540	40	305	R535004	2	205	R74993	10	165
R529540	36	307	R535005	4	205	R74993	16	165
R529541	38	305	R535381	4	263	R74993	2	169
R529542	44	307	R535384	40	127	R78052	33	305
R529583	43	305	R535384	42	133	R78052	31	307
R529790	4	117	R536082	3	205	R78052	14	329
R529790	4	119	R536083	2	205	R78052	4	337
R529790	4	121	R536083	3	205	R78052	4	339
R529790	6	121	R536946	25	299	R78052	4	341
R529946	1	249	R536946	25	301	R78052	4	343
R529946	1	251	R536950	11	269	R78053	2	177
R530501	3	103	R536950	6	271	R78053	5	305
R530501	4	105	R537101	4	265	R78053	5	307
R530587	3	127	R537134	4	245	R78054	18	329
R530587	20	131	R537772	1	181	R78054	12	337
R530587	3	133	R537786	8	137	R78054	12	339
R530637	10	127	R537786	15	139	R82454	33	131
R530637	10	133	R538671	4	127	R85145	3	233
R530637	13	97	R538671	4	133	R89944	5	239
R530637	13	99	R539585	1	97	R89944	10	241
R530638	9	97	R539585	1	99	R91360	1	93
R530638	9	99	R54114	4	213	R96703	1	151
R530642	16	97	R541677	11	217	R96703	10	151
R530642	16	99	R541677	20	219	R96703	7	151
R531417	4	131	R543538	47	347	R96703	1	153
R531417	14	137	R545126	1	69	R96703	13	153
R531417	10	139	R545883	1	201	R96935	4	233
R531573	14	97	R545940	25	347	R97061	6	255
R531573	14	99	R55453	10	213	R97061	31	257
R531574	8	97	R55453	3	93	R97185	6	205
R531574	8	99	R61467	4	73	R97185	3	223
R531705	23	97	R61467	5	75	RE12362	32	305
R531705	24	99	R61467	3	77	RE12362	30	307
R531799	1	125	R61467	4	77	RE12362	13	329
R531799	2	125	R61467	2	79	RE12362	13	337
R531799	12	129	R61467	4	81	RE12362	13	339
R531799	13	129	R61467	5	83	RE12362	13	341
R531799	12	97	R61871	3	109	RE12362	14	343
R531799	12	99	R63548	3	257	RE12363	6	305
R532134	3	323	R63548	1	269	RE12363	6	307
R532134	2	325	R63548	4	269	RE12364	17	329
R532134	6	325	R63548	10	271	RE167207	7	279
R532179	16	145	R63548	9	271	RE19797	37	93
R532236	19	127	R63548	20	295	RE20901	43	93
R532236	17	133	R63548	22	295	RE258807	31	305
R532237	22	127	R63548	5	295	RE258807	29	307
R532237	20	133	R63548	6	295	RE285844	5	265
R532238	9	127	R63548	18	297	RE39249	4	151
R532238	9	133	R63548	20	297	RE42713	30	127
R532239	21	127	R63548	4	297	RE42713	23	133
R532239	18	133	R63548	5	297	RE42713	15	205
R532368	4	125	R63548	18	299	RE42713	9	227
R532368	5	129	R63548	21	299	RE42777	3	151
R532378	33	127	R63548	4	299	RE44574	5	73
R532378	32	133	R63548	6	299	RE44574	6	75
R532402	43	127	R63548	18	301	RE44574	6	77
R532402	39	133	R63548	21	301	RE44574	3	79
R532403	37	127	R63548	4	301	RE44574	5	81

Numerical Index - Continued

Part No.	Key	Page	Part No.	Key	Page	Part No.	Key	Page
RE44574	6	83	RE506914	11	233	RE526519	12	227
RE46165	19	125	RE507247	16	255	RE526519	13	227
RE46165	15	127	RE507247	10	257	RE526519	6	227
RE46165	9	129	RE507631	7	169	RE526519	3	375
RE46165	31	131	RE507807	17	205	RE526519	3	377
RE46165	15	133	RE507952	10	189	RE52665	10	329
RE46685	1	189	RE507952	6	191	RE52665	3	337
RE46685	9	191	RE507959	11	93	RE52665	3	341
RE46685	13	201	RE508185	19	205	RE527054	22	93
RE46685	8	245	RE508489	6	181	RE527055	23	93
RE46686	6	245	RE508566	10	201	RE52722	3	279
RE46686	17	269	RE508566	8	201	RE527253	4	255
RE46686	26	271	RE508987	1	317	RE527253	23	257
RE46687	7	109	RE509093	46	93	RE527528	11	93
RE46687	35	127	RE515622	1	197	RE527687	7	143
RE46687	14	131	RE515636	20	93	RE527687	10	145
RE46687	30	133	RE516335	18	93	RE527847	5	201
RE46687	22	201	RE516336	13	93	RE527848	10	201
RE46687	19	269	RE516489	3	163	RE527919	1	103
RE46687	25	271	RE516489	5	163	RE527919	2	105
RE46687	19	97	RE516489	3	165	RE527920	1	103
RE46687	19	99	RE516489	6	167	RE527920	2	105
RE46716	4	315	RE516489	9	169	RE527960	1	295
RE47537	1	261	RE516489	9	171	RE527960	1	297
RE47537	5	263	RE516489	10	173	RE527960	14	299
RE49896	..	291	RE516491	18	217	RE527960	14	301
RE500005	1	53	RE516999	12	93	RE527961	27	295
RE500005	1	55	RE517370	20	201	RE527961	8	295
RE500005	7	59	RE517370	6	93	RE527961	26	297
RE500005	1	61	RE517435	4	227	RE527961	7	297
RE500217	7	189	RE518081	12	227	RE527961	16	299
RE500217	1	191	RE518082	10	227	RE527961	31	299
RE500516	1	87	RE518083	11	227	RE527961	7	299
RE500608	6	213	RE518097	2	311	RE527961	16	301
RE500824	11	231	RE519115	4	375	RE527961	31	301
RE500825	1	233	RE519115	4	377	RE527961	7	301
RE501150	1	153	RE519144	5	279	RE527972	25	295
RE502173	12	255	RE520906	24	295	RE527972	23	297
RE502173	33	257	RE520906	21	297	RE527972	9	299
RE502174	13	255	RE520930	21	93	RE527972	9	301
RE502174	22	257	RE521531	3	269	RE528010	2	283
RE502175	8	255	RE521531	12	271	RE528054	13	347
RE502175	27	257	RE521603	1	217	RE528059	11	347
RE502284	7	143	RE521639	1	227	RE528060	12	347
RE502284	10	145	RE521756	2	223	RE528096	27	93
RE502650	23	127	RE522144	26	295	RE528096	28	93
RE502650	25	131	RE522144	24	297	RE528286	3	131
RE502650	25	133	RE522144	10	299	RE528305	5	131
RE502650	11	137	RE522144	10	301	RE528638	1	205
RE502699	15	125	RE522144	29	347	RE528864	2	295
RE502699	21	129	RE522329	4	161	RE528864	3	295
RE503958	5	335	RE522334	9	155	RE528864	2	297
RE503959	2	335	RE522336	9	155	RE528864	27	297
RE503963	1	335	RE52242	7	317	RE528864	22	299
RE504210	17	217	RE522594	33	93	RE528864	22	301
RE504543	6	315	RE522596	17	93	RE528950	1	217
RE504543	6	317	RE522723	1	279	RE529278	6	117
RE504549	12	143	RE522794	4	295	RE529279	6	119
RE504549	15	145	RE522794	3	297	RE529351	1	255
RE504564	2	317	RE522794	20	299	RE529352	14	255
RE504580	1	195	RE522794	20	301	RE529353	15	255
RE504836	15	315	RE523023	14	217	RE529398	45	93
RE504836	12	317	RE523032	22	217	RE529399	42	93
RE505200	21	143	RE523032	8	219	RE529401	40	93
RE505200	20	145	RE523463	7	255	RE529402	41	93
RE505214	28	329	RE523463	30	257	RE529403	39	93
RE505214	3	339	RE523464	11	255	RE529404	36	93
RE505214	3	343	RE523464	32	257	RE529610	1	89
RE505216	5	315	RE523483	11	125	RE529828	2	143
RE505232	3	317	RE523483	17	129	RE529828	8	145
RE50535	19	255	RE523561	6	269	RE530331	2	285
RE50535	26	257	RE523561	1	271	RE530337	15	93
RE505489	1	161	RE523784	19	295	RE531221	13	227
RE505489	11	163	RE523784	17	297	RE531223	5	227
RE505489	10	165	RE523784	3	299	RE531808	24	93
RE505489	9	167	RE523784	3	301	RE532949	11	295
RE505489	1	169	RE524453	2	213	RE532949	10	297
RE505489	1	171	RE524453	1	359	RE532949	12	299
RE505489	1	173	RE524730	37	305	RE532949	12	301
RE505501	11	205	RE525016	2	279	RE532952	26	347
RE505515	19	201	RE525523	24	295	RE533148	12	217
RE505921	1	209	RE525523	21	297	RE533148	1	219
RE506914	7	231	RE526374	24	269	RE533454	29	93

Numerical Index - Continued

Part No.	Key	Page	Part No.	Key	Page	Part No.	Key	Page
RE533516	..	163	RE538664	11	291	RE554763	21	99
RE533516	3	163	RE538665	1	291	RE555304	28	299
RE533516	4	163	RE538817	63	347	RE555304	28	301
RE533516	5	163	RE538819	64	347	RE555325	9	257
RE533653	5	165	RE538833	66	347	RE555326	1	257
RE533654	1	167	RE539065	7	271	RE555327	13	257
RE533910	9	347	RE539117	65	347	RE555553	2	331
RE533941	..	163	RE539761	16	297	RE555553	2	333
RE533941	3	163	RE539761	2	299	RE555597	1	331
RE533941	7	165	RE539761	2	301	RE555598	1	333
RE533941	3	167	RE539764	17	295	RE556053	26	97
RE533941	13	169	RE539912	6	219	RE556053	30	99
RE533942	..	163	RE540108	19	271	RE556422	17	271
RE533942	3	163	RE540122	27	269	RE556544	6	217
RE533942	6	165	RE540122	31	271	RE557215	14	139
RE533942	2	167	RE540178	29	269	RE557890	13	227
RE533942	14	169	RE540178	32	271	RE557890	1	375
RE534576	1	337	RE540243	12	137	RE557891	12	227
RE534577	1	339	RE540391	..	291	RE557891	1	377
RE534578	1	341	RE540412	7	171	RE560754	13	245
RE534579	1	343	RE540413	8	173	RE56369	12	181
RE534580	21	329	RE540500	13	295	RE564160	22	347
RE534580	7	337	RE540500	12	297	RE564160	24	347
RE534580	7	339	RE540936	1	213	RE564244	31	97
RE534580	5	341	RE540936	1	373	RE564244	27	99
RE534580	5	343	RE541380	2	329	RE564633	9	155
RE534581	2	337	RE541381	27	329	RE566440	44	347
RE534582	2	339	RE541420	12	317	RE566453	50	347
RE534583	2	341	RE542083	15	297	RE566623	6	217
RE534584	2	343	RE542083	1	299	RE566623	22	219
RE534585	22	329	RE542083	1	301	RE567633	42	347
RE534585	8	337	RE542084	16	295	RE567824	..	163
RE534585	8	339	RE542507	1	131	RE567824	6	165
RE534585	6	341	RE543229	10	97	RE567824	2	167
RE534585	6	343	RE543229	10	99	RE567824	14	169
RE534586	23	329	RE543935	4	227	RE567997	1	263
RE534586	9	337	RE543998	1	329	RE567998	1	265
RE534586	9	339	RE543999	26	329	RE568201	5	347
RE534586	7	341	RE544262	22	93	RE568202	18	347
RE534586	7	343	RE544263	23	93	RE568204	31	347
RE534587	24	329	RE544516	6	103	RE568204	7	347
RE534587	10	337	RE544609	3	241	RE569816	8	347
RE534587	10	339	RE544820	7	97	RE569818	32	347
RE534587	8	341	RE544820	7	99	RE569818	6	347
RE534587	8	343	RE545180	3	97	RE59298	13	245
RE534588	25	329	RE546041	8	139	RE60028	2	255
RE534588	11	337	RE546044	20	269	RE60028	25	257
RE534588	11	339	RE546045	16	269	RE60071	5	255
RE534588	10	341	RE546046	2	269	RE60071	20	257
RE534588	11	343	RE546048	31	127	RE65165	6	209
RE535560	1	53	RE546048	24	133	RE65165	1	363
RE535560	1	55	RE546050	15	255	RE65168	7	209
RE535560	7	59	RE546052	3	99	RE65168	1	365
RE535560	1	61	RE546094	27	97	RE65908	9	213
RE535747	2	109	RE546094	26	99	RE65908	1	367
RE535749	9	125	RE546312	6	127	RE65909	1	369
RE535749	15	129	RE546312	6	133	RE65911	6	209
RE535750	11	315	RE546316	12	127	RE65911	1	371
RE535751	16	315	RE546316	12	133	RE65912	7	209
RE535753	16	125	RE546780	29	93	RE65912	1	379
RE535754	8	189	RE546876	25	127	RE65978	5	143
RE535754	2	191	RE546876	27	133	RE65978	6	145
RE535893	17	305	RE546995	1	360	RE65978	22	269
RE535894	17	307	RE547005	4	125	RE65978	22	271
RE536037	4	125	RE547005	5	129	RE65979	13	143
RE536037	5	129	RE547845	6	105	RE65979	17	145
RE536260	3	219	RE547909	6	217	RE66334	1	185
RE536490	1	157	RE548027	2	311	RE67208	1	127
RE536602	1	305	RE548804	21	131	RE67208	16	131
RE536602	1	307	RE548840	24	131	RE67208	1	133
RE536612	8	239	RE548842	1	129	RE67208	3	263
RE537070	1	209	RE549173	13	269	RE67208	3	265
RE537071	1	209	RE549173	13	271	RE67208	2	97
RE537146	7	169	RE54993	11	127	RE67208	2	99
RE538097	19	201	RE54993	9	131	RE67231	14	245
RE538491	11	271	RE54993	11	133	RE67238	2	245
RE538566	18	143	RE550489	11	315	RE67238	30	299
RE538566	19	143	RE550490	16	315	RE67238	30	301
RE538566	20	143	RE552190	24	133	RE67238	19	315
RE538566	18	145	RE553421	1	227	RE67238	10	317
RE538566	19	145	RE553500	24	131	RE67238	2	65
RE538566	21	145	RE553501	1	129	RE67239	12	295
RE538663	6	291	RE554763	21	97	RE67239	13	297

Numerical Index - Continued

Part No.	Key	Page	Part No.	Key	Page	Part No.	Key	Page
RE67746	4	103	T77858	31	269			
RE67746	5	105	T77858	2	271			
RE67747	2	103	T77858	34	271			
RE67747	3	105	T77858	30	97			
RE69581	9	137	T77858	28	99			
RE70486	3	151	T77932	3	315			
RE70487	4	151	T77932	9	315			
RE70678	4	153	TY22464	20	143			
RE70682	5	153	TY22464	19	145			
RE70756	7	151	TY22470	1	239			
RE70756	7	153	TY22470	1	241			
RE70756	9	153	TY24443	1	153			
RE70957	1	151	TY6333	13	205			
RE71255	28	131	U13639	20	205			
RE71255	15	205	U42111	2	291			
RE71255	9	227						
RE71255	3	261						
RE71255	1	288						
RE71256	2	151						
RE71256	6	153						
SE501094	6	213						
SE501341	7	169						
SE501342	5	165						
SE501403	1	151						
SE501406	1	153						
SE501583	1	227						
SE501655	1	209						
SE501812	1	217						
SE501813	2	223						
SE501915	11	93						
SE501916	11	93						
SE501934	29	93						
SE502269	8	269						
SE502625	4	161						
SE502626	..	163						
SE502626	3	163						
SE502626	4	163						
SE502626	5	163						
SE502628	1	167						
SE502733	9	155						
T103917	10	167						
T10745	5	167						
T122075	11	245						
T122803	7	295						
T122803	6	297						
T122803	19	299						
T122803	19	301						
T13518	8	75						
T13518	7	83						
T13814	9	143						
T13814	12	145						
T13814	18	257						
T146102	1	151						
T146102	7	151						
T146102	8	151						
T146102	1	153						
T146102	8	153						
T146102	1	157						
T146102	4	157						
T146104	8	151						
T146104	8	153						
T146104	4	157						
T146106	8	151						
T146106	8	153						
T146106	4	157						
T146515	8	151						
T146515	8	153						
T146515	4	157						
T146516	8	151						
T146516	8	153						
T146516	4	157						
T151881	1	320						
T18891	18	205						
T20758	3	231						
T20758	3	235						
T20779	6	131						
T28862	4	257						
T38485	7	131						
T77613	17	255						
T77613	10	257						
T77613	12	257						
T77814	15	231						
T77814	5	233						



4420 14th Ave. NW., Seattle WA 98107

Tel: (206) 789-3880 • 1-800-762-0165 • www.northern-lights.com

Northern Lights and Lugger are registered trademarks of Northern Lights, Inc.

© 2018 All rights reserved. Litho USA.